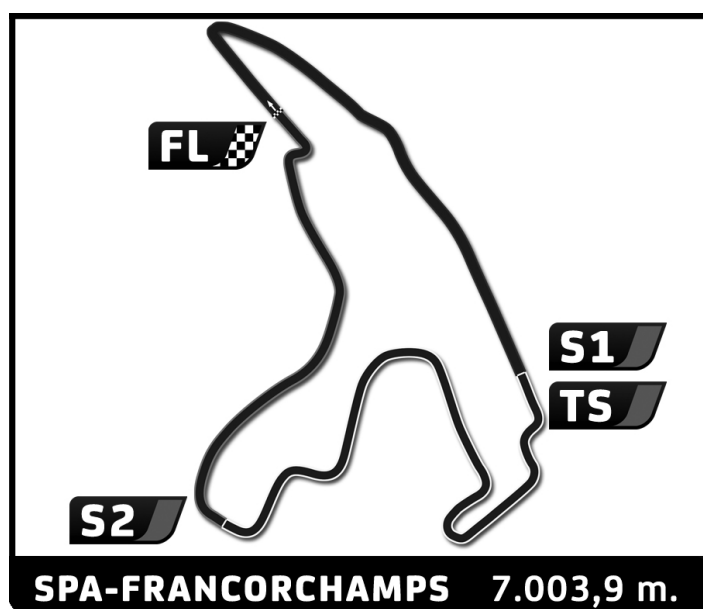



SPA EURO RACE

BELCAR ENDURANCE CHAMPIONSHIP

Results Booklet





BELCAR ENDURANCE CHAMPIONSHIP

SPA EURO RACE

FREE PRACTICE 1

Provisional Classification


Nr. Drivers	Team	Car	Cl	Time	Lap Total	Gap	Kph
1 111 L. DE COCK / T. JOOSEN / T. PIESSENS	Deldiche Racing by JDC Events	Norma M20 FC	2	2:38.395	11 11	- -	159.2
2 10 T. VAUTERIN	Vauterin	Norma M20 FC	2	2:39.710	9 9	+1.315 +1.315	157.9
3 1 F. BOUILLON / S. VAN LAERE / M. GOOSSENS	Aqua Protect Racing Team	Norma M20 FC	2	2:42.108	9 10	+3.713 +2.398	155.5
4 2 G. MAGNIUS / H. THIERS / J. VAN HOOYDONK	Russel Racing by DVB Racing	Norma M20 FC	2	2:45.861	6 9	+7.466 +3.753	152.0
5 191 T. HEEZEN / J. MENTEN	PG Motorsport	Porsche 991	1	2:46.110	8 9	+7.715 +0.249	151.8
6 991 F. BOUVY / S. TOURNEUR	No Speed Limilt	Porsche 991	1	2:49.573	4 10	+11.178 +3.463	148.7
7 7 E. QVICK / T. VAN ROMPUY	VR Racing Qvick Motors	BMW M2 MARC V8	1	2:50.753	8 8	+12.358 +1.180	147.7
8 24 A. KUMPEN / T. BOONEN / B. LONGIN	PK Carsport	Porsche 991	1	2:51.307	11 11	+12.912 +0.554	147.2
9 8 X. STEVENS / K. WAUTERS / K. WAUTERS	Independent Motorsports	Porsche 991	1	2:51.451	5 5	+13.056 +0.144	147.1
10 911 P. PAQUE / G. PAISSE	Speedlover	Porsche 991	1	2:51.630	2 8	+13.235 +0.179	146.9
11 416 . SARI / . SARI	Gamsiz Motorsport	BMW GT4	3	2:52.438	6 7	+14.043 +0.808	146.2
12 11 S. LONGIN / J. VAN HUMBEECK / M. BATTRYN	PG Motorsport	Porsche Cayman GT4	3	2:52.749	9 9	+14.354 +0.311	146.0
13 94 R. GILLION	QSR Racing School	Porsche 991	1	2:53.583	2 4	+15.188 +0.834	145.3
14 3 G. VERHEYEN / C. MATTHEUS	Speedlover	Porsche 991	1	2:53.999	8 8	+15.604 +0.416	144.9
15 21 S. VANBELLINGEN / W. WIJZES	Comporex Racing by EMG Motorsport	Porsche 991	1	2:54.458	6 6	+16.063 +0.459	144.5
16 64 K. DE WIT	KDW Racing	BMW M4 GT4	3	2:55.013	7 7	+16.618 +0.555	144.1
17 30 N. VAN DIERENDONCK / J. VANNEMUM / F. TEUNIKENS	Selleslagh Racing Team	AMG Mercedes GT4	3	2:55.199	6 8	+16.804 +0.186	143.9
18 254 J. DE BREUCKER / Y. HOOGAARS	QSR Racing School	AMG Mercedes GT4	3	2:55.358	9 9	+16.963 +0.159	143.8
19 31 W. SPINOY / W. SLUYS / B. DE TROCH	Selleslagh Racing Team	AMG Mercedes GT4	3	2:56.388	7 8	+17.993 +1.030	142.9
20 49 . NIVARLET / . BALTHAZAR	LAMERA	LAMERA		2:57.183	8 8	+18.788 +0.795	142.3
21 5 J. MORROW / C. WAUTERS / R. VAN BELLE / E. WOUTERS	ORACLE TSL	Radical RS5	2	2:57.899	7 7	+19.504 +0.716	141.7
22 123 M. ROSKAM / D. VAN DE VELDE / T. DE MUL	RBC Race Team	Saker RAPX	3	2:59.923	7 8	+21.528 +2.024	140.1
23 22 G. VAN DEN HOVE / W. BRADT	Heli Racing	BMW 120D	4	3:03.073	6 6	+24.678 +3.150	137.7
24 12 K. BULTYNCK / L. BRANCKAERTS / W. MELIER	VGL Racing	Saker RAPX	3	3:06.358	2 3	+27.963 +3.285	135.3
25 157 D. VAN DOSSELAER / K. VAN DOSSELAER / G. HOUTHOOFT / G. DIECKX	G&R Motorsport	BMW M3 E46	4	3:13.522	9 9	+35.127 +7.164	130.3
26 36 . WERCKX / . WERCKX		BMW 325i	5	3:14.134	6 6	+35.739 +0.612	129.9
27 16 . DENYS / . EYCKMANS	JJ Motorsport	BMW 325i	5	3:14.723	8 8	+36.328 +0.589	129.5
28 57 J. UYLENBROECK / L. JANSSENS / J. DE BREUCKER	QSR Racing School	BMW 325i	5	3:18.857	7 8	+40.462 +4.134	126.8
29 245 P. BECKERS / B. VAN SAMANG	MSE	BMW M4 GT4	3	3:20.610	2 3	+42.215 +1.753	125.7
30 70 I. LAMMENS / J. LAMMENS / D. SUFFELEERS	AR Performance	BMW E90 325i	5	3:24.617	6 7	+46.222 +4.007	123.2
31 69 N. HERMANS / K. BOZO / K. HEIRMAN	AR Performance	BMW E90 325i	5	3:25.438	4 6	+47.043 +0.821	122.7
32 42 J. DE KERPEL / R. VAN ASCH	R&J Racing	BMW	4				
33 44 M. PAMPEL / M. DOUBEK	Belgium Driver Academy vzw	Wolf GB08	2				
34 46 . CASCATAU / . MERCURI		BMW 325i	5				
35 077 . ENGELEN		Radical RXC					
36 88 O. HERTSENS / C. BAETEN / D. MERTENS	AR Performance	BMW E90 325i	5				
37 99 D. DERDAELE / G. VAN PARIJS	Belgium Racing	Porsche 991	1		1		
38 300 R. VAN DE WATER / N. VANGEEL	VDW Motorsport	BMW Z3 M	4				

Fastest Lap | Lap 11 | Luc DE COCK | **2:38.395** | 159.2 Kph

Published at:

Track Status: **WET**

Race Director:	Timekeeper:
----------------	-------------




BELCAR ENDURANCE CHAMPIONSHIP

SPA EURO RACE

FREE PRACTICE 1

Best Sector Times

SECTOR 1			SECTOR 2			SECTOR 3			Pos	Team	Cl	Ideal Lap	Best Lap
Pos	Driver	Time	Driver	Time	Driver	Time	Pos	Team					
1	111 L.DE COCK	44.363	10 T.VAUTERIN	1:12.890	111 L.DE COCK	40.166	1	111 Deldiche Racing by JDC Events	2	2:37.672	2:38.395	(1)	
2	991 F.BOUVY	45.504	111 L.DE COCK	1:13.143	10 T.VAUTERIN	40.525	2	10 Vauterin	2	2:39.710	2:39.710	(2)	
3	191 T.HEEZEN	45.671	1 S.VAN LAERE	1:13.346	2 H.THIERS	41.387	3	1 Aqua Protect Racing Team	2	2:41.776	2:42.108	(3)	
4	8 K.WAUTERS	46.065	2 H.THIERS	1:16.037	1 S.VAN LAERE	41.620	4	2 Russel Racing by DVB Racing	2	2:43.776	2:45.861	(4)	
5	7 E.QVICK	46.219	191 T.HEEZEN	1:18.039	191 T.HEEZEN	42.118	5	191 PG Motorsport	1	2:45.828	2:46.110	(5)	
6	10 T.VAUTERIN	46.295	7 E.QVICK	1:20.196	991 F.BOUVY	43.069	6	991 No Speed Limit	1	2:49.071	2:49.573	(6)	
7	2 H.THIERS	46.352	416 SARI	1:20.388	8 K.WAUTERS	43.311	7	7 VR Racing Qvick Motors	1	2:49.924	2:50.753	(7)	
8	911 P.PAQUE	46.416	11 S.LONGIN	1:20.395	24 B.LONGIN	43.439	8	8 Independent Motorsports	1	2:51.281	2:51.451	(9)	
9	1 S.VAN LAERE	46.810	991 F.BOUVY	1:20.498	7 E.QVICK	43.509	9	24 PK Carsport	1	2:51.307	2:51.307	(8)	
10	24 B.LONGIN	46.866	5 J.MORROW	1:20.691	911 P.PAQUE	43.548	10	911 Speedlover	1	2:51.454	2:51.630	(10)	
11	94 R.GILLION	47.411	24 B.LONGIN	1:21.002	94 R.GILLION	43.566	11	416 Gamsiz Motorsport	3	2:52.438	2:52.438	(11)	
12	3 C.MATTHEUS	47.443	911 P.PAQUE	1:21.490	21 S.VANBELLINGEN	43.683	12	11 PG Motorsport	3	2:52.443	2:52.749	(12)	
13	11 S.LONGIN	47.586	21 S.VANBELLINGEN	1:21.567	64 K.DE WIT	43.837	13	21 Comporex Racing by EMG Motorsport	1	2:52.862	2:54.458	(15)	
14	21 S.VANBELLINGEN	47.612	30 N.VAN DIERENDONCK	1:21.743	416 SARI	43.953	14	94 QSR Racing School	1	2:52.954	2:53.583	(13)	
15	30 N.VAN DIERENDONCK	47.957	49 NIVARLET	1:21.848	3 C.MATTHEUS	44.393	15	3 Speedlover	1	2:53.999	2:53.999	(14)	
16	416 SARI	48.097	8 K.WAUTERS	1:21.905	30 N.VAN DIERENDONCK	44.427	16	30 Selleslagh Racing Team	3	2:54.127	2:55.199	(17)	
17	254 Y.HOOGAARS	48.109	254 Y.HOOGAARS	1:21.964	11 S.LONGIN	44.462	17	64 KDW Racing	3	2:55.013	2:55.013	(16)	
18	31 W.SPINOY	48.502	94 R.GILLION	1:21.977	31 W.SPINOY	44.601	18	254 QSR Racing School	3	2:55.109	2:55.358	(18)	
19	64 K.DE WIT	48.589	3 C.MATTHEUS	1:22.163	254 Y.HOOGAARS	45.036	19	31 Selleslagh Racing Team	3	2:56.229	2:56.388	(19)	
20	49 NIVARLET	49.555	123 M.ROSKAM	1:22.287	5 J.MORROW	45.456	20	49		2:57.058	2:57.183	(20)	
21	123 M.ROSKAM	50.914	64 K.DE WIT	1:22.587	123 M.ROSKAM	45.583	21	5 ORACLE TSL	2	2:57.899	2:57.899	(21)	
22	12 W.MEIJER	51.566	31 W.SPINOY	1:23.126	49 NIVARLET	45.655	22	123 RBC Race Team	3	2:58.784	2:59.923	(22)	
23	5 J.MORROW	51.752	22 G.VAN DEN HOVE	1:23.269	22 G.VAN DEN HOVE	47.325	23	22 Heli Racing	4	3:03.073	3:03.073	(23)	
24	245 P.BECKERS	52.406	12 W.MEIJER	1:27.315	12 W.MEIJER	47.477	24	12 VGL Racing	3	3:06.358	3:06.358	(24)	
25	22 G.VAN DEN HOVE	52.479	16 DENYS	1:28.376	36 WERCKX	49.723	25	245 MSE	3	3:13.399	3:20.610	(29)	
26	157 K.VAN DOSSELAER	53.976	36 WERCKX	1:29.112	157 K.VAN DOSSELAER	50.008	26	157 G&R Motorsport	4	3:13.522	3:13.522	(25)	
27	36 WERCKX	55.299	245 P.BECKERS	1:29.135	16 DENYS	50.104	27	16 JJ Motorsport	5	3:14.056	3:14.723	(27)	
28	16 DENYS	55.576	157 K.VAN DOSSELAER	1:29.538	57 J.UYLENBROECK	51.282	28	36	5	3:14.134	3:14.134	(26)	
29	57 J.UYLENBROECK	56.362	57 J.UYLENBROECK	1:29.671	245 P.BECKERS	51.858	29	57 QSR Racing School	5	3:17.315	3:18.857	(28)	
30	69 N.HERMANS	58.290	70 I.LAMMENS	1:31.370	99 D.DERDAELE	52.040	30	70 AR Performance	5	3:22.463	3:24.617	(30)	
31	70 I.LAMMENS	59.043	69 N.HERMANS	1:33.465	70 I.LAMMENS	52.050	31	69 AR Performance	5	3:25.257	3:25.438	(31)	




BELCAR ENDURANCE CHAMPIONSHIP

SPA EURO RACE

FREE PRACTICE 1

Best Top Speeds

Team	Car	Class	Top Speed Driver	Top 1		Top 2		Top 3		Top 4		Top 5		
				Kph	Lap	Kph	Lap	Kph	Lap	Kph	Lap	Kph	Lap	
111 Deldiche Racing by JDC Events	Norma M20 FC	2	L. DE COCK	236.3	4	235.3	11	234.3	10	230.8	7	230.8	8	233,5
7 VR Racing Qvick Motors	BMW M2 MARC V8	1	E. QVICK	227.4	7	222.7	6	220.9	8	203.0	3	198.9	2	214,6
11 PG Motorsport	Porsche Cayman GT4	3	M. BATTRYN	227.4	6	223.6	9	223.1	5	220.4	8	219.5	4	222,8
191 PG Motorsport	Porsche 991	1	T. HEEZEN	226.9	8	221.8	7	221.3	6	211.8	9	206.1	4	217,6
416 Gamsiz Motorsport	BMW GT4	3	SARI	226.4	7	213.9	6	202.6	5	199.3	2	195.7	4	207,6
1 Aqua Protect Racing Team	Norma M20 FC	2	S. VAN LAERE	220.9	9	216.9	10	214.3	8	209.3	7	203.4	6	213,0
2 Russel Racing by DVB Racing	Norma M20 FC	2	H. THIERS	220.4	6	209.3	9	196.4	5	195.7	8	189.5	2	202,3
21 Comparex Racing by EMG Motorsport	Porsche 991	1	S. VANBELLINGEN	219.5	6	191.2	5	185.6	3	185.2	2	184.6	4	193,2
991 No Speed Limit	Porsche 991	1	F. BOUVY	219.5	5	215.1	4	214.7	3	214.3	2	208.9	7	214,5
64 KDW Racing	BMW M4 GT4	3	K. DE WIT	216.4	7	193.2	6	191.5	3	178.2	5	162.2	4	188,3
8 Independent Motorsports	Porsche 991	1	K. WAUTERS	215.6	5	214.3	4	208.5	3	198.9	2	149.8	1	197,4
30 Selleslagh Racing Team	AMG Mercedes GT4	3	N. VAN DIERENDONCK	215.1	7	208.1	6	206.9	8	200.7	4	196.4	3	205,4
3 Speedlover	Porsche 991	1	C. MATTHEUS	214.3	6	208.5	7	206.1	8	192.2	3	185.2	5	201,3
24 PK Carsport	Porsche 991	1	B. LONGIN	213.4	11	209.7	8	204.5	10	200.4	6	200.0	7	205,6
254 QSR Racing School	AMG Mercedes GT4	3	Y. HOOGAARS	213.0	5	212.2	9	203.4	6	201.1	4	196.7	3	205,3
94 QSR Racing School	Porsche 991	1	R. GILLION	211.4	2	208.5	3	192.9	4	172.2	1			196,3
10 Vauterin	Norma M20 FC	2	T. VAUTERIN	211.4	7	200.0	9	197.1	5	196.0	6	195.3	4	200,0
911 Speedlover	Porsche 991	1	P. PAQUE	207.3	2	193.9	7	191.2	3	188.2	6	185.6	8	193,2
31 Selleslagh Racing Team	AMG Mercedes GT4	3	W. SPINOY	200.7	7	199.3	5	198.9	3	197.8	2	197.4	4	198,8
22 Heli Racing	BMW 120D	4	G. VAN DEN HOVE	195.7	6	192.5	5	190.8	3	174.5	4	161.2	2	182,9
49	LAMERA		NIVARLET	195.7	8	194.9	7	184.0	6	177.3	5	153.8	2	181,1
36	BMW 325i	5	WERCKX	195.3	6	187.2	4	183.4	3	167.4	5	166.9	1	180,0
16 JJ Motorsport	BMW 325i	5	DENYS	193.5	7	193.2	8	192.9	5	192.2	6	186.5	4	191,7
57 QSR Racing School	BMW 325i	5	J. UYLENBROECK	189.5	8	187.5	7	175.0	6	173.4	4	172.2	5	179,5
5 ORACLE TSL	Radical RS5	2	J. MORROW	187.5	6	187.2	7	184.9	3	184.6	4	176.8	2	184,2
123 RBC Race Team	Saker RAPX	3	M. ROSKAM	181.2	8	179.4	5	175.6	7	164.1	2	160.0	3	172,1
69 AR Performance	BMW E90 325i	5	N. HERMANS	180.0	3	179.1	6	178.2	4	166.4	5	149.4	2	170,6
245 MSE	BMW M4 GT4	3	P. BECKERS	175.0	3	167.4	2	139.7	1					160,7
157 G&R Motorsport	BMW M3 E46	4	K. VAN DOSSER AEP	175.0	6	172.5	9	162.4	7	158.1	3	155.4	5	164,7
12 VGL Racing	Saker RAPX	3	W. MEIJER	170.3	2	149.8	1	148.4	3					156,2
70 AR Performance	BMW E90 325i	5	I. LAMMENS	166.4	7	164.1	4	159.8	3	158.8	5	148.1	6	159,4
99 Belgium Racing	Porsche 991	1	D. DERDAELE	78.9	1									78,9
44 Belgium Driver Academy vzw	Wolf GB08	2												
88 AR Performance	BMW E90 325i	5												
300 VDW Motorsport	BMW Z3 M	4												
42 R&J Racing	BMW	4												
46	BMW 325i	5												
077	Radical RXC													




BELCAR ENDURANCE CHAMPIONSHIP

SPA EURO RACE

FREE PRACTICE 1

Fastest Lap Sequence

Practice Time	Team	Car	Class	Driver	Time	Kph	
5:52.003	991 No Speed Limit	Porsche 991	1	Fred BOUVY	2:51.237	147.2	2
5:53.007	111 Deldiche Racing by JDC Events	Norma M20 FC	2	Luc DE COCK	2:44.025	153.7	2
8:36.489	111 Deldiche Racing by JDC Events	Norma M20 FC	2	Luc DE COCK	2:43.482	154.2	3
11:15.877	111 Deldiche Racing by JDC Events	Norma M20 FC	2	Luc DE COCK	2:39.388	158.2	4
29:35.260	111 Deldiche Racing by JDC Events	Norma M20 FC	2	Luc DE COCK	2:38.788	158.8	10
32:13.655	111 Deldiche Racing by JDC Events	Norma M20 FC	2	Luc DE COCK	2:38.395	159.2	11



BELCAR ENDURANCE CHAMPIONSHIP


SPA EURO RACE

FREE PRACTICE 1

Sector Analysis

■ Personal Best ■ Session Best ■ Crossing the finish line in pit lane

Lap	D	Time	Sector 1	Sector 2	Sector 3	T. Spd	Elapsed	Lap	D	Time	Sector 1	Sector 2	Sector 3	T. Spd	Elapsed	
1		Aqua Protect Racing Team 1.François BOUILLON 3.Marc GOOSSENS 2.Sven VAN LAERE						Norma M20 FC 2								
1	2	4:18.438	1:55.933	1:35.309	47.196	135.0	4:18.438									
2	2	3:00.382	52.697	1:21.338	46.347	166.9	7:18.820									
3	2	2:49.810	49.183	1:16.952	43.675	194.2	10:08.630									
4	2	4:59.559	2:54.501	1:20.659	44.399	184.3	15:08.189									
5	2	2:47.799	47.558	1:16.899	43.342	201.9	17:55.988									
6	2	2:46.532	47.493	1:16.281	42.758	203.4	20:42.520									
7	2	2:45.126	48.123	1:15.035	41.968	209.3	23:27.646									
8	2	2:45.629	47.175	1:16.066	42.388	214.3	26:13.275									
9	2	2:42.108	46.810	1:13.678	41.620	220.9	28:55.383									
10	2	2:42.943	47.411	1:13.346	42.186	216.9	31:38.326									
2		Russel Racing by DVB Racing 1.Gilles MAGNUS 3.Jeffrey VAN HOOYDONK 2.Hans THIERS						Norma M20 FC 2								
1	2	3:58.438	1:29.056	1:37.714	51.668	129.3	3:58.438									
2	2	3:03.846	51.917	1:26.965	44.964	189.5	7:02.284									
3	2	3:06.201	B	48.941	1:22.455	54.805	168.7	10:08.485								
4	2	4:29.337	2:24.319	1:20.594	44.424	189.5	14:37.822									
5	2	2:49.926	48.761	1:19.066	42.099	196.4	17:27.748									
6	2	2:45.861	46.352	1:17.975	41.534	220.4	20:13.609									
7	2	4:47.808	2:43.519	1:20.227	44.062	163.9	25:01.417									
8	2	2:54.398	46.446	1:16.037	51.915	195.7	27:55.815									
9	2	2:46.855	47.041	1:18.427	41.387	209.3	30:42.670									
3		Speedlover 1.Guy VERHEYEN 2.Chris MATTHEUS						Porsche 991 1								
1	2	3:52.743	1:22.491	1:40.092	50.160	145.2	3:52.743									
2	2	3:01.372	49.312	1:25.647	46.413	179.1	6:54.115									
3	2	3:11.933	B	48.704	1:26.024	57.205	192.2	10:06.048								
4	2	6:07.010	3:50.321	1:27.938	48.751	174.2	16:13.058									
5	2	3:00.938	49.697	1:25.172	46.069	185.2	19:13.996									
6	2	3:00.636	48.245	1:23.581	48.810	214.3	22:14.632									
7	2	4:52.982	2:44.838	1:23.022	45.122	208.5	27:07.614									
8	2	2:53.999	47.443	1:22.163	44.393	206.1	30:01.613									
5		ORACLE TSL 1.Jamie MORROW 3.Raf VAN BELLE 2.Cedric WAUTERS 4.Eric WOUTERS						Radical RS5 2								
1	1	9:50.226	7:27.792	1:31.383	51.051	159.5	9:50.226									
2	1	3:15.085	55.422	1:29.086	50.577	176.8	13:05.311									
3	1	3:09.115	57.056	1:23.394	48.665	184.9	16:14.426									
4	1	3:14.985	B	53.887	1:24.331	56.767	184.6	19:29.411								
5	1	4:43.470	2:33.516	1:22.516	47.438	170.9	24:12.881									
6	1	2:59.444	52.441	1:21.019	45.984	187.5	27:12.325									
7	1	2:57.899	51.752	1:20.691	45.456	187.2	30:10.224									
7		VR Racing Qvick Motors 1.Erik QVICK 2.Tom VAN ROMPUY						BMW M2 MARC V8 1								
1	1	3:28.613	1:08.995	1:32.936	46.682	134.2	3:28.613									
2	1	3:03.670	B	47.773	1:22.946	52.951	198.9	6:32.283								
3	1	5:57.890	3:52.738	1:20.826	44.326	203.0	12:30.173									
4	1	2:58.759	B	46.432	1:21.690	50.637	198.9	15:28.932								
5	1	7:27.060	5:21.729	1:21.822	43.509	183.1	22:55.992									
6	1	2:50.907	46.310	1:20.861	43.736	222.7	25:46.899									
7	1	2:51.086	46.219	1:20.794	44.073	227.4	28:37.985									
8	1	2:50.753	46.491	1:20.196	44.066	220.9	31:28.738									
8		Independent Motorsports 1.Xavier STEVENS 3.Koen WAUTERS 2.Kris WAUTERS						Porsche 991 1								
1	2	3:18.491	57.806	1:33.149	47.536	149.8	3:18.491									
2	2	4:12.392	2:03.860	1:24.348	44.184	198.9	7:30.883									
3	2	2:52.296	46.484	1:22.355	43.457	208.5	10:23.179									
4	2	2:51.916	46.065	1:21.984	43.867	214.3	13:15.095									
5	2	2:51.451	46.235	1:21.905	43.311	215.6	16:06.546									
10		Vauterin 1.Thomas VAUTERIN						Norma M20 FC 2								
1	1	3:59.269	1:35.765	1:31.552	51.952	110.7	3:59.269									
2	1	3:04.460	53.101	1:25.352	46.007	186.2	7:03.729									
3	1	2:56.380	47.731	1:23.002	45.647	157.9	10:00.109									
4	1	2:59.334	B	49.318	1:19.614	50.402	195.3	12:59.443								
5	1	4:46.662	2:46.612	1:16.616	43.434	197.1	17:46.105									
6	1	2:46.511	47.835	1:16.511	42.165	196.0	20:32.616									
7	1	2:53.334	B	46.529	1:15.720	51.085	211.4	23:25.950								
8	1	4:17.034	2:21.091	1:14.914	41.029	189.1	27:42.984									
9	1	2:39.710	46.295	1:12.890	40.525	200.0	30:22.694									
11		PG Motorsport 1.Stienes LONGIN 3.Marnik BATTRYN 2.Joeri VAN HUMBEECK						Porsche Cayman GT4 3								
1	3	3:31.262	1:09.673	1:33.490	48.099	128.1	3:31.262									
2	3	3:01.679	51.080	1:24.209	46.390	206.5	6:32.941									
3	3	3:00.347	49.669	1:24.740	45.938	187.8	9:33.288									
4	3	3:01.463	49.887	1:25.906	45.670	219.5	12:34.751									
5	3	3:00.088	49.808	1:24.386	45.894	223.1	15:34.839									
6	3	3:08.086	B	49.159	1:24.393	54.534	227.4	18:42.925								
7	1	5:45.788	3:39.118	1:22.208	44.462	206.5	24:28.713									
8	1	2:53.850	48.628	1:20.712	44.510	220.4	27:22.563									
9	1	2:52.749	47.586	1:20.395	44.768	223.6	30:15.312									
12		VGL Racing 1.Kurt BULTYNCK 3.Willem MEIJER 2.Luc BRANCKAERTS						Saker RAPX 3								
1	3	3:54.546	1:26.566	1:36.681	51.299	149.8	3:54.546									
2	3	3:06.358	51.566	1:27.315	47.477	170.3	7:00.904									
3	3	6:39.483	3:51.784	1:35.129	1:12.570	148.4	13:40.387									
16		JJ Motorsport 1. DENYS 2. EYCKMANS						BMW 325i 5								
1	1	8:53.891	6:23.422	1:36.725	53.744	142.1	8:53.891									
2	1	3:24.769	57.886	1:33.656	53.227	183.7	12:18.660									
3	1	3:21.812	57.401	1:32.582	51.829	170.6	15:40.472									
4	1	3:18.077	55.957	1:30.982	51.138	186.5	18:58.549									
5	1	3:18.124	56.391	1:30.216	51.517	192.9	22:16.673									
6	1	3:17.717	55.576	1:31.635	50.506	192.2	25:34.390									
7	1	3:18.847	57.197	1:30.895	50.755	193.5	28:53.237									
8	1	3:14.723	56.243	1:28.376	50.104	193.2	32:07.960									
21		Comparex Racing by EMG Motorsp 1.Steve VANBELLINGEN 2.Wiebe WIJZES						Porsche 991 1								
1	1	3:09.131	51.825	1:30.145	47.161	100.6	3:09.131									
2	1	2:56.406	49.379	1:22.045	44.982	185.2	6:05.537									
3	1	2:55.241	48.609	1:21.567	45.065	185.6	9:00.778									
4	1	2:54.591	47.750	1:22.556	44.285	184.6	11:55.369									
5	1	7:11.008	5:01.261	1:26.064	43.683	191.2	19:06.377									



BELCAR ENDURANCE CHAMPIONSHIP


SPA EURO RACE

FREE PRACTICE 1

Sector Analysis

■ Personal Best ■ Session Best B Crossing the finish line in pit lane

Lap	D	Time	Sector 1	Sector 2	Sector 3	T. Spd	Elapsed	Lap	D	Time	Sector 1	Sector 2	Sector 3	T. Spd	Elapsed
6	1	2:54.458	47.612	1:22.308	44.538	219.5	22:00.835								
22	Heli Racing 1. Gunther VAN DEN HOVE 2. Wim BRADT BMW 120D 4														
1	1	5:56.835	3:17.561	1:43.074	56.200	130.3	5:56.835								
2	1	3:27.345	1:00.885	1:33.282	53.178	161.2	9:24.180								
3	1	3:14.372	55.118	1:28.701	50.553	190.8	12:38.552								
4	1	13:48.307	...	1:28.092	49.451	174.5	26:26.859								
5	1	3:08.455	53.534	1:26.587	48.334	192.5	29:35.314								
6	1	3:03.073	52.479	1:23.269	47.325	195.7	32:38.387								
24	PK Carsport 1. Anthony KUMPEN 2. Tom BOONEN Porsche 991 1														
1	3	2:57.875	41.366	1:28.271	48.238	161.4	2:57.875								
2	3	3:04.893	53.742	1:24.088	47.063	177.0	6:02.768								
3	3	3:02.512	52.982	1:22.283	47.247	180.3	9:05.280								
4	3	2:57.942	49.474	1:21.659	46.809	198.5	12:03.222								
5	3	2:57.858	50.236	1:21.449	46.173	197.1	15:01.080								
6	3	2:54.729	48.460	1:21.485	44.784	200.4	17:55.809								
7	3	2:54.795	48.307	1:21.267	45.221	200.0	20:50.604								
8	3	2:53.754	47.336	1:21.994	44.424	209.7	23:44.358								
9	3	2:52.782	47.093	1:21.597	44.092	196.0	26:37.140								
10	3	2:52.205	47.477	1:21.266	43.462	204.5	29:29.345								
11	3	2:51.307	46.866	1:21.002	43.439	213.4	32:20.652								
30	Selleslagh Racing Team 1. Nicolas VAN DIERENDONK 2. Johan VANNERUM AMG Mercedes GT4 3														
1	1	8:16.129	6:00.736	1:28.933	46.460	174.2	8:16.129								
2	1	3:04.936	51.661	1:26.414	46.861	191.8	11:21.065								
3	1	3:01.025	49.583	1:24.030	47.412	196.4	14:22.090								
4	1	2:58.871	49.865	1:23.928	45.078	200.7	17:20.961								
5	1	2:57.270	48.702	1:23.531	45.037	196.4	20:18.231								
6	1	2:55.199	48.124	1:22.648	44.427	208.1	23:13.430								
7	1	2:55.251	47.957	1:22.745	44.549	215.1	26:08.681								
8	1	5:08.277	3:01.914	1:21.743	44.620	206.9	31:16.958								
31	Selleslagh Racing Team 1. Wim SPINOY 2. Ward SLUYS AMG Mercedes GT4 3														
1	1	9:19.088	7:00.750	1:30.923	47.415	140.6	9:19.088								
2	1	3:00.482	50.305	1:24.429	45.748	197.8	12:19.570								
3	1	2:58.649	49.184	1:23.926	45.539	198.9	15:18.219								
4	1	3:01.293	49.509	1:26.128	45.656	197.4	18:19.512								
5	1	3:01.556	50.910	1:23.846	46.800	199.3	21:21.068								
6	1	2:59.971	49.051	1:23.691	47.229	192.9	24:21.039								
7	1	2:56.388	48.661	1:23.126	44.601	200.7	27:17.427								
8	1	2:57.317	48.502	1:23.350	45.465	196.4	30:14.744								
36	1. WERCKX 2. WERCKX BMW 325i 5														
1	1	15:36.846	...	1:38.544	54.224	166.9	15:36.846								
2	1	3:25.757	59.504	1:34.128	52.125	131.9	19:02.603								
3	1	3:20.511	57.104	1:32.055	51.352	183.4	22:23.114								
4	1	3:16.848	55.667	1:29.913	51.268	187.2	25:39.962								
5	1	3:16.076	56.401	1:29.658	50.017	167.4	28:56.038								
6	1	3:14.134	55.299	1:29.112	49.723	195.3	32:10.172								
49	1. NIVARLET 2. BALTHAZAR LAMERA														
1	2	3:56.635	1:14.811	1:45.124	56.700	130.4	3:56.635								
2	2	3:20.435	56.556	1:31.581	52.298	153.8	7:17.070								
3	2	3:16.532	55.441	1:28.813	52.278	152.8	10:33.602								
4	2	3:11.725	54.718	1:27.336	49.671	153.0	13:45.327								
5	1	7:29.994	5:17.138	1:25.870	46.986	177.3	21:15.321								
6	1	2:59.843	50.056	1:23.311	46.476	184.0	24:15.164								
7	1	2:59.328	50.246	1:23.427	45.655	194.9	27:14.492								
8	1	2:57.183	49.555	1:21.848	45.780	195.7	30:11.675								
57	QSR Racing School 1. Joël UYLENBROECK 2. Luc JANSSENS 3. Johnny DE BREUCKER BMW 325i 5														
1	1	5:11.992	2:35.768	1:39.429	56.795	117.9	5:11.992								
2	1	3:29.794	1:00.217	1:35.020	54.557	153.0	8:41.786								
3	1	3:26.230	58.671	1:33.882	53.677	162.4	12:08.016								
4	1	3:24.308	58.218	1:33.646	52.444	173.4	15:32.324								
5	1	3:31.542 B	57.301	1:32.696	51.282	172.2	19:03.866								
6	1	6:03.253	3:39.436	1:32.535	51.282	175.0	25:07.119								
7	1	3:18.857	56.634	1:30.127	52.096	187.5	28:25.976								
8	1	3:26.908 B	56.362	1:29.671	51.282	189.5	31:52.884								
64	KDW Racing 1. Koen DE WIT BMW M4 GT4 3														
1	1	6:07.038	3:35.223	1:38.702	53.113	158.4	6:07.038								
2	1	3:13.902	54.511	1:31.013	48.378	144.6	9:20.940								
3	1	3:13.773 B	51.984	1:26.885	54.904	191.5	12:34.713								
4	1	9:04.254	6:39.124	1:34.317	50.813	162.2	21:38.967								
5	1	3:10.273	53.518	1:29.801	46.954	178.2	24:49.240								
6	1	3:02.110	50.192	1:26.268	45.650	193.2	27:51.350								
7	1	2:55.013	48.589	1:22.587	43.837	216.4	30:46.363								
69	AR Performance 1. Nicolas HERMANS 2. Kata BOZO 3. Kurt HEIRMAN BMW E90 325i 5														
1	1	3:52.341	1:13.957	1:40.974	57.410	144.6	3:52.341								
2	1	3:34.323	1:01.724	1:37.302	55.297	149.4	7:26.664								
3	1	3:27.885	58.995	1:34.880	54.010	180.0	10:54.549								
4	1	3:25.438	58.471	1:33.465	53.502	178.2	14:19.987								
5	1	6:36.491	4:04.960	1:36.664	54.867	166.4	20:56.478								
6	1	3:29.253	58.290	1:35.104	55.859	179.1	24:25.731								
70	AR Performance 1. Ines LAMMENS 2. Jo LAMMENS 3. Davy SUFFELEERS BMW E90 325i 5														
1	1	4:05.358	1:17.206	1:49.117	59.035	124.1	4:05.358								
2	1	3:38.714	1:02.348	1:40.235	56.131	145.9	7:44.072								
3	1	3:33.066	1:00.543	1:37.305	55.218	159.8	11:17.138								
4	1	3:29.442	1:00.357	1:35.291	53.794	164.1	14:46.580								
5	1	3:26.649	59.625	1:34.613	52.411	158.8	18:13.229								
6	1	3:24.617	59.043	1:33.524	52.050	148.1	21:37.846								
7	1	3:34.457 B	59.138	1:31.370	52.088	166.4	25:12.303								
94	QSR Racing School 1. Rodrigue GILLION Porsche 991 1														
1	1	10:01.456	7:49.262	1:27.024	45.170	172.2	10:01.456								
2	1	2:53.583	47.937	1:22.080	43.566	211.4	12:55.039								
3	1	3:01.476 B	47.411	1:21.977	52.088	208.5	15:56.515								



BELCAR ENDURANCE CHAMPIONSHIP


SPA EURO RACE

FREE PRACTICE 1

Sector Analysis

■ Personal Best ■ Session Best B Crossing the finish line in pit lane

Lap	D	Time	Sector 1	Sector 2	Sector 3	T. Spd	Elapsed	Lap	D	Time	Sector 1	Sector 2	Sector 3	T. Spd	Elapsed
4	1	7:46.065	5:34.856	1:24.499	46.710	192.9	23:42.580	1	1	9:56.526	7:20.512	1:42.017	53.997	139.7	9:56.526
99 Belgium Racing Porsche 991 1. Dylan DERDAELE 2. Glenn VAN PARIJS															
1	1	4:10.830	1:41.611	1:37.179	52.040	78.9	4:10.830	2	1	3:20.610	55.620	1:33.132	51.858	167.4	13:17.136
111 Deldiche Racing by JDC Events Norma M20 FC 1. Luc DE COCK 2. Tim JOOSEN 3. Thomas PIESSENS															
1	1	3:08.982	1:03.526	1:21.955	43.501	160.5	3:08.982	3	1	3:24.304 B	52.406	1:29.135	1:02.763	175.0	16:41.440
2	1	2:44.025	46.575	1:15.970	41.480	218.2	5:53.007	254 QSR Racing School AMG Mercedes GT4 1. Jimmy DE BREUCKER 2. Yannick HOOGAARS							
3	1	2:43.482	45.293	1:15.123	43.066	221.3	8:36.489	1	2	3:55.441	1:30.433	1:35.020	49.988	151.7	3:55.441
4	1	2:39.388	44.363	1:14.169	40.856	236.3	11:15.877	2	2	3:03.343	51.216	1:25.585	46.542	182.4	6:58.784
5	1	2:39.723	44.552	1:14.214	40.957	222.2	13:55.600	3	2	3:01.272	49.521	1:23.988	47.763	196.7	10:00.056
6	1	4:52.821	2:51.184	1:19.187	42.450	211.4	18:48.421	4	2	3:03.709	51.115	1:25.309	47.285	201.1	13:03.765
7	1	2:44.275	44.761	1:17.060	42.454	230.8	21:32.696	5	2	3:08.535 B	48.859	1:25.572	54.104	213.0	16:12.300
8	1	2:42.660	45.026	1:16.021	41.613	230.8	24:15.356	6	2	5:44.887	3:32.026	1:26.311	46.550	203.4	21:57.187
9	1	2:41.116	45.018	1:14.430	41.668	225.0	26:56.472	7	2	2:59.192	49.056	1:24.809	45.327	192.2	24:56.379
10	1	2:38.788	44.692	1:13.143	40.953	234.3	29:35.260	8	2	2:57.740	49.080	1:23.624	45.036	195.7	27:54.119
11	1	2:38.395	44.607	1:13.622	40.166	235.3	32:13.655	9	2	2:55.358	48.109	1:21.964	45.285	212.2	30:49.477
123 RBC Race Team Saker RAPX 1. Michael ROSKAM 2. Dave VAN DE VELDE 3. Tom DE MUL								416 Gamsiz Motorsport BMW GT4 1. SARI 2. SARI							
1	1	7:28.465	5:00.014	1:35.681	52.770	135.0	7:28.465	1	2	12:09.059	9:43.626	1:32.021	53.412	145.0	12:09.059
2	1	4:32.114	2:13.249	1:30.328	48.537	164.1	12:00.579	2	2	3:05.133	51.834	1:26.417	46.882	199.3	15:14.192
3	1	3:11.071	53.863	1:28.817	48.391	160.0	15:11.650	3	2	3:07.679	50.913	1:30.081	46.685	162.9	18:21.871
4	1	3:08.975	52.452	1:29.190	47.333	152.1	18:20.625	4	2	2:58.204	49.743	1:23.080	45.381	195.7	21:20.075
5	1	3:03.937	51.804	1:25.390	46.743	179.4	21:24.562	5	2	4:28.159	2:21.444	1:22.547	44.168	202.6	25:48.234
6	1	5:09.895	2:57.056	1:25.403	47.436	144.8	26:34.457	6	2	2:52.438	48.097	1:20.388	43.953	213.9	28:40.672
7	1	2:59.923	51.118	1:23.222	45.583	175.6	29:34.380	7	2	2:54.377	48.302	1:20.684	45.391	226.4	31:35.049
8	1	3:01.147	50.914	1:22.287	47.946	181.2	32:35.527	911 Speedlover Porsche 991 1. Pierre-Yves PAQUE 2. Gregory PAISSE							
157 G&R Motorsport BMW M3 E46 1. Danny VAN DOSSELAER 2. Karlo VAN DOSSELAER 3. Geert HOUTHOOFF 4. Geert DIERCKX								1	1	5:27.399	3:14.413	1:26.177	46.809	176.5	5:27.399
1	2	4:09.091	1:07.700	1:58.157	1:03.234	123.4	4:09.091	2	1	2:51.630	46.592	1:21.490	43.548	207.3	8:19.029
2	2	3:49.771	1:06.392	1:44.203	59.176	148.6	7:58.862	3	1	3:00.217 B	46.416	1:21.828	51.973	191.2	11:19.246
3	2	3:36.633	59.921	1:40.927	55.785	158.1	11:35.495	4	1	6:42.369 B	4:09.187	1:33.774	59.408	143.6	18:01.615
4	2	3:30.598	58.182	1:38.671	53.745	150.2	15:06.093	5	1	4:40.270	2:27.037	1:26.560	46.673	167.2	22:41.885
5	2	3:26.565	57.427	1:37.443	51.695	155.4	18:32.658	6	1	2:59.410	48.102	1:24.936	46.372	188.2	25:41.295
6	2	3:19.147	56.233	1:31.624	51.290	175.0	21:51.805	7	1	2:55.821	47.531	1:22.963	45.327	193.9	28:37.116
7	2	3:18.209	54.789	1:30.948	52.472	162.4	25:10.014	8	1	3:04.971 B	47.996	1:23.028	53.947	185.6	31:42.087
8	2	3:15.856	54.449	1:30.241	51.166	149.4	28:25.870	991 No Speed Limit Porsche 991 1. Fred BOUVY 2. Simon TOURNEUR							
9	2	3:13.522	53.976	1:29.538	50.008	172.5	31:39.392	1	1	3:00.766	55.710	1:21.747	43.309	189.1	3:00.766
191 PG Motorsport Porsche 991 1. Thijs HEEZEN 2. Jos MENTEN								2	1	2:51.237	45.962	1:20.679	44.596	214.3	5:52.003
1	2	3:20.041	1:05.370	1:28.773	45.898	140.3	3:20.041	3	1	2:49.917	45.802	1:20.792	43.323	214.7	8:41.920
2	2	2:55.237	48.443	1:22.225	44.569	184.3	6:15.278	4	1	2:49.573	45.504	1:20.498	43.571	215.1	11:31.493
3	2	2:54.093	47.222	1:22.547	44.324	187.2	9:09.371	5	1	2:50.579	45.626	1:20.602	44.351	219.5	14:22.072
4	2	2:56.819	46.885	1:24.193	45.741	206.1	12:06.190	6	1	4:56.528	2:48.340	1:22.758	45.430	192.5	19:18.600
5	1	6:58.157	4:55.971	1:19.757	42.429	187.8	19:04.347	7	1	2:55.218	46.831	1:22.456	45.931	208.9	22:13.818
6	1	2:48.834	47.268	1:18.838	42.728	221.3	21:53.181	8	1	2:53.028	46.873	1:21.050	45.105	206.5	25:06.846
7	1	2:46.196	45.905	1:18.173	42.118	221.8	24:39.377	9	1	2:51.051	46.373	1:20.806	43.872	203.0	27:57.897
8	1	2:46.110	45.671	1:18.039	42.400	226.9	27:25.487	10	1	2:49.652	46.031	1:20.552	43.069	198.9	30:47.549
9	1	2:46.297	45.710	1:18.086	42.501	211.8	30:11.784	245 MSE BMW M4 GT4 1. Peter BECKERS 2. Bart VAN SAMANG							



BELCAR ENDURANCE CHAMPIONSHIP

SPA EURO RACE

FREE PRACTICE 2

Classification


Nr.	Drivers	Team	Car	Cl	Time	Lap Total	Gap	Kph
1	2 G. MAGNUS / H. THIERS / J. VAN HOOYDONK / F. THIERS	Russel Racing by DVB Racing	Norma M20 FC	2	2:27.443	10 10	- -	171.0
2	1 F. BOUILLON / D. HOUTHOOFF / M. GOOSSSENS	Aqua Protect Racing Team	Norma M20 FC	2	2:30.270	6 11	+2.827 +2.827	167.8
3	10 T. VAUTERIN / P. VAUTERIN	MDK Motorsport	Norma M20 FC	2	2:31.762	9 10	+4.319 +1.492	166.1
4	8 X. STEVENS / K. WAUTERS / K. WAUTERS	Independent Motorsports	Porsche 991	1	2:36.849	7 9	+9.406 +5.087	160.8
5	191 T. HEEZEN / J. MENTEN	PG Motorsport	Porsche 991	1	2:36.858	10 10	+9.415 +0.009	160.7
6	99 D. DERDAELE / N. SAELENS	Belgium Racing	Porsche 991	1	2:36.966	11 11	+9.523 +0.108	160.6
7	44 M. PAMPEL / M. DOUBEK	Belgium Driver Academy vzw	Wolf GB08	2	2:37.640	9 9	+10.197 +0.674	159.9
8	24 A. KUMPEN / T. BOONEN / B. LONGIN	PK Carsport	Porsche 991	1	2:38.074	10 10	+10.631 +0.434	159.5
9	991 F. BOUVY / S. TOURNEUR / D. COENS	No Speed Limit	Porsche 991	1	2:38.330	10 10	+10.887 +0.256	159.3
10	3 G. VERHEYEN / C. MATTHEUS / P. DECURTINS	Speedlover	Porsche 991	1	2:38.710	10 10	+11.267 +0.380	158.9
11	94 R. GILLION / B. VAN HAEREN	QSR Racing School	Porsche 991	1	2:38.786	3 7	+11.343 +0.076	158.8
12	30 N. VAN DIERENDONCK / J. YANNEURUM / F. TEUNKENS	Selleslagh Racing Team	AMG Mercedes GT4	3	2:39.307	10 10	+11.864 +0.521	158.3
13	911 P. PAQUE / G. PAISSE / O. MEURENS	Speedlover	Porsche 991	1	2:40.036	9 9	+12.593 +0.729	157.6
14	7 E. QVICK / T. VAN ROMPUY	VR Racing Qvick Motors	BMW M2 MARC V8	1	2:40.541	9 9	+13.098 +0.505	157.1
15	21 S. VANBELLINGEN / W. WIJZES	Comporex Racing by EMG Motorsport	Porsche 991	1	2:40.750	5 10	+13.307 +0.209	156.9
16	111 L. DE COCK / T. JOOSEN / T. PIESSENS	Deldiche Racing by JDC Events	Norma M20 FC	2	2:41.085	3 4	+13.642 +0.335	156.5
17	245 P. BECKERS / B. VAN SAMANG / N. GELEEN	MSE	BMW M4 GT4	3	2:41.300	8 9	+13.857 +0.215	156.3
18	31 W. SPINOY / W. SLUYS	Selleslagh Racing Team	AMG Mercedes GT4	3	2:41.775	7 8	+14.332 +0.475	155.9
19	64 K. DE WIT	KDW Racing	BMW M4 GT4	3	2:41.950	8 8	+14.507 +0.175	155.7
20	11 S. LONGIN / M. BATTRYN	PG Motorsport	Porsche Cayman GT4	3	2:42.031	10 10	+14.588 +0.081	155.6
21	077 P. ENGELEN	Domec Racing	Radical RXC	1	2:43.395	7 9	+15.952 +1.364	154.3
22	49 C. NIVARLET / K. BALTHAZAR	Milo Racing	LAMERA	3	2:45.668	9 9	+18.225 +2.273	152.2
23	5 C. WAUTERS / R. VAN BELLE / E. WOUTERS	ORACLE TSL	Radical RS5	2	2:47.633	8 8	+20.190 +1.965	150.4
24	12 K. BULTYNCK / L. BRANCKAERTS / W. MEIJER	VGL Racing	Saker RAPX	3	2:54.597	2 2	+27.154 +6.964	144.4
25	416 H. SARI / R. SARI	Gamsiz Motorsport	BMW GT4	3	2:55.264	8 8	+27.821 +0.667	143.9
26	123 M. ROSKAM / D. VAN DE VELDE / T. DE MUL	RBC Race Team	Saker RAPX	3	3:02.136	8 8	+34.693 +6.872	138.4
27	69 N. HERMANS / C. BAETEN / O. HERTSENS	AR Performance	BMW E90 325i	5	3:02.668	9 9	+35.225 +0.532	138.0
28	22 G. VAN DEN HOYE / W. BRADT	Heli Racing	BMW 120D	4	3:03.495	4 6	+36.052 +0.827	137.4
29	16 P. DENYS / G. EYCKMANS	JJ Motorsport	BMW 325i	5	3:03.716	6 9	+36.273 +0.221	137.2
30	46 A. CASCATAU / M. MERCURI	BMW Team van der Horst	BMW 325i	5	3:04.188	8 8	+36.745 +0.472	136.9
31	157 D. VAN DOSSELAER / K. VAN DOSSELAER / G. HOUTHOOFF / .	G&R Motorsport	BMW M3 E46	4	3:06.151	7 9	+38.708 +1.963	135.4
32	70 I. LAMMENS / D. SUFFELEERS / K. HEIRMAN	AR Performance	BMW E90 325i	5	3:06.256	7 8	+38.813 +0.105	135.4
33	57 J. UYLENBROECK / L. JANSSENS / J. DE BREUCKER	QSR Racing School	BMW 325i	5	3:09.760	6 9	+42.317 +3.504	132.9
34	36 G. WERCKX / T. WERCKX	JJ Motorsport	BMW 325i	5	3:12.196	3 3	+44.753 +2.436	131.2
35	42 N. DE KERPEL / J. HESSELS	BMW Team van der Horst	BMW 325i	5	3:16.324	7 8	+48.881 +4.128	128.4
36	32 D. BUFFET / E. BUFFET	DBJE Racing	BMW M235i	3	3:16.647	3 3	+49.204 +0.323	128.2
37	300 R. VAN DE WATER / E. BEYERS / P. DECKERS	VDW Motorsport	BMW Z3 M	4	3:18.277	2 3	+50.834 +1.630	127.2
38	254 J. DE BREUCKER / Y. HOOGAARS / K. HEYER	QSR Racing School	AMG Mercedes GT4	3		1		

Fastest Lap | Lap 10 | Hans THIERS | **2:27.443** | 171.0 Kph

Published at:

Track Status: **DRY**

Race Director:	Timekeeper:
----------------	-------------




BELCAR ENDURANCE CHAMPIONSHIP

SPA EURO RACE

FREE PRACTICE 2

Best Sector Times

SECTOR 1			SECTOR 2			SECTOR 3			Pos	Team	Cl	Ideal Lap	Best Lap
Pos	Driver	Time	Driver	Time	Driver	Time	Pos	Team	Cl	Ideal Lap	Best Lap		
1	991 D.COENS	41.996	2 H.THIERS	1:07.065	1 M.GOOSENS	37.553	1	2 Russel Racing by DVB Racing	2	2:27.289	2:27.443 (1)		
2	8 K.WAUTERS	42.038	1 M.GOOSENS	1:08.833	2 H.THIERS	37.679	2	1 Aqua Protect Racing Team	2	2:28.833	2:30.270 (2)		
3	191 T.HEEZEN	42.357	10 P.VAUTERIN	1:10.921	10 P.VAUTERIN	37.965	3	10 MDK Motorsport	2	2:31.382	2:31.762 (3)		
4	111 T.PIESSENS	42.407	44 M.DOUBEK	1:13.365	8 K.WAUTERS	38.658	4	8 Independent Motorsports	1	2:35.203	2:36.849 (4)		
5	1 M.GOOSENS	42.447	99 D.DERDAELE	1:13.839	991 D.COENS	38.839	5	991 No Speed Limit	1	2:36.328	2:38.330 (9)		
6	10 P.VAUTERIN	42.496	8 K.WAUTERS	1:14.507	94 R.GILLION	39.011	6	99 Belgium Racing	1	2:36.678	2:36.966 (6)		
7	2 H.THIERS	42.545	30 F.TEUNKENS	1:14.666	24 B.LONGIN	39.072	7	191 PG Motorsport	1	2:36.829	2:36.858 (5)		
8	94 R.GILLION	42.923	5 C.WAUTERS	1:14.687	191 T.HEEZEN	39.255	8	24 PK Carsport	1	2:37.201	2:38.074 (8)		
9	3 C.MATTHEUS	43.304	24 B.LONGIN	1:14.767	99 D.DERDAELE	39.336	9	44 Belgium Driver Academy vzw	2	2:37.567	2:37.640 (7)		
10	24 B.LONGIN	43.362	245 N.GELEEN	1:15.078	21 S.VANBELLINGEN	39.455	10	3 Speedlover	1	2:38.710	2:38.710 (10)		
11	911 G.PAISSE	43.368	191 T.HEEZEN	1:15.217	3 C.MATTHEUS	39.480	11	94 QSR Racing School	1	2:38.786	2:38.786 (11)		
12	99 D.DERDAELE	43.503	991 D.COENS	1:15.493	111 T.PIESSENS	39.672	12	30 Selleslagh Racing Team	3	2:39.307	2:39.307 (12)		
13	077 P.ENGELEN	43.583	11 S.LONGIN	1:15.562	44 M.DOUBEK	39.734	13	111 Deldiche Racing by JDC Events	2	2:39.420	2:41.085 (16)		
14	21 S.VANBELLINGEN	43.718	7 T.VAN ROMPUY	1:15.874	64 K.DE WIT	40.030	14	911 Speedlover	1	2:39.956	2:40.036 (13)		
15	7 T.VAN ROMPUY	43.999	49 K.BALTHAZAR	1:15.905	077 P.ENGELEN	40.039	15	245 MSE	3	2:40.106	2:41.300 (17)		
16	30 F.TEUNKENS	44.452	3 C.MATTHEUS	1:15.926	245 N.GELEEN	40.064	16	21 Comporex Racing by EMG Motorsport	1	2:40.129	2:40.750 (15)		
17	44 M.DOUBEK	44.468	911 G.PAISSE	1:16.407	31 W.SPINOY	40.174	17	7 VR Racing Qvick Motors	1	2:40.422	2:40.541 (14)		
18	31 W.SPINOY	44.614	31 W.SPINOY	1:16.431	911 G.PAISSE	40.181	18	077 Domec Racing	1	2:40.837	2:43.395 (21)		
19	64 K.DE WIT	44.961	94 R.GILLION	1:16.852	30 F.TEUNKENS	40.189	19	31 Selleslagh Racing Team	3	2:41.219	2:41.775 (18)		
20	245 N.GELEEN	44.964	64 K.DE WIT	1:16.863	7 T.VAN ROMPUY	40.549	20	64 KDW Racing	3	2:41.854	2:41.950 (19)		
21	11 S.LONGIN	45.615	21 S.VANBELLINGEN	1:16.956	11 S.LONGIN	40.854	21	11 PG Motorsport	3	2:42.031	2:42.031 (20)		
22	49 K.BALTHAZAR	47.582	077 P.ENGELEN	1:17.215	49 K.BALTHAZAR	42.085	22	49 Milo Racing	3	2:45.572	2:45.668 (22)		
23	416 R.SARI	48.034	111 T.PIESSENS	1:17.341	5 C.WAUTERS	43.260	23	5 ORACLE TSL	2	2:47.230	2:47.633 (23)		
24	12 W.MEIJER	48.932	12 W.MEIJER	1:21.968	12 W.MEIJER	43.697	24	416 Gamsiz Motorsport	3	2:54.530	2:55.264 (25)		
25	5 C.WAUTERS	49.283	416 R.SARI	1:22.296	416 R.SARI	44.200	25	12 VGL Racing	3	2:54.597	2:54.597 (24)		
26	123 T.DE MUL	50.645	16 P.DENYS	1:22.456	123 T.DE MUL	44.568	26	123 RBC Race Team	3	2:59.264	3:02.136 (26)		
27	22 G.VAN DEN HOVE	51.588	22 G.VAN DEN HOVE	1:23.148	69 N.HERMANS	45.694	27	22 Heli Racing	4	3:00.762	3:03.495 (28)		
28	157 D.VAN DOSSELAER	51.637	69 N.HERMANS	1:23.545	22 G.VAN DEN HOVE	46.026	28	16 JJ Motorsport	5	3:01.732	3:03.716 (29)		
29	46 A.CASCATAU	52.440	46 A.CASCATAU	1:23.615	157 D.VAN DOSSELAER	46.298	29	69 AR Performance	5	3:02.668	3:02.668 (27)		
30	16 P.DENYS	52.750	123 T.DE MUL	1:24.051	16 P.DENYS	46.526	30	46 BMW Team van der Horst	5	3:03.414	3:04.188 (30)		
31	69 N.HERMANS	53.429	70 I.LAMMENS	1:24.257	70 I.LAMMENS	46.760	31	70 AR Performance	5	3:05.043	3:06.256 (32)		
32	70 I.LAMMENS	54.026	300 P.DECKERS	1:26.087	46 A.CASCATAU	47.359	32	157 G&R Motorsport	4	3:05.474	3:06.151 (31)		
33	57 J.UYLENBROECK	54.638	57 J.UYLENBROECK	1:26.097	300 P.DECKERS	47.364	33	300 VDW Motorsport	4	3:08.253	3:18.277 (37)		
34	300 P.DECKERS	54.802	157 D.VAN DOSSELAER	1:27.539	57 J.UYLENBROECK	49.025	34	57 QSR Racing School	5	3:09.760	3:09.760 (33)		
35	36 G.WERCKX	55.256	36 G.WERCKX	1:27.864	36 G.WERCKX	49.076	35	36 JJ Motorsport	5	3:12.196	3:12.196 (34)		
36	42 N.DE KERPEL	55.763	42 N.DE KERPEL	1:30.409	42 N.DE KERPEL	49.883	36	42 BMW Team van der Horst	5	3:16.055	3:16.324 (35)		




BELCAR ENDURANCE CHAMPIONSHIP

SPA EURO RACE FREE PRACTICE 2

Best Top Speeds

Team	Car	Class	Top Speed Driver	Top 1		Top 2		Top 3		Top 4		Top 5		
				Kph	Lap	Kph	Lap	Kph	Lap	Kph	Lap	Kph	Lap	
8 Independent Motorsports	Porsche 991	1	K. WAUTERS	254.7	8	229.8	7	217.7	5	209.3	4	195.7	9	221,4
3 Speedlover	Porsche 991	1	C. MATTHEUS	247.1	5	235.3	10	234.8	3	234.3	6	232.3	8	236,8
99 Belgium Racing	Porsche 991	1	D. DERDAELE	245.5	11	233.3	9	230.8	6	229.8	10	221.8	7	232,2
30 Selleslagh Racing Team	AMG Mercedes GT4	3	F. TEUNKENS	243.2	10	240.0	8	235.8	7	233.8	9	207.7	3	232,1
31 Selleslagh Racing Team	AMG Mercedes GT4	3	W. SPINOY	241.6	7	233.3	8	210.9	4	206.1	6	205.7	5	219,5
191 PG Motorsport	Porsche 991	1	T. HEEZEN	238.9	10	237.4	9	218.2	4	211.8	8	196.4	7	220,5
21 Comparex Racing by EMG Motorsport	Porsche 991	1	S. VANBELLINGEN	237.4	8	233.8	7	228.3	9	221.8	5	220.0	10	228,3
245 MSE	BMW M4 GT4	3	N. GELEEN	236.8	7	235.8	6	231.8	4	225.9	8	223.6	5	230,8
077 Domec Racing	Radical RXC	1	P. ENGELEN	235.8	7	217.7	8	208.1	9	198.2	5	184.9	6	208,9
64 KDW Racing	BMW M4 GT4	3	K. DE WIT	235.8	6	233.3	8	229.8	7	228.8	5	213.4	4	228,2
11 PG Motorsport	Porsche Cayman GT4	3	S. LONGIN	235.3	9	233.8	10	232.8	5	226.9	6	222.2	8	230,2
1 Aqua Protect Racing Team	Norma M20 FC	2	M. GOOSSENS	234.3	10	231.8	11	230.3	9	228.8	4	228.3	5	230,7
911 Speedlover	Porsche 991	1	G. PAISSE	234.3	9	229.3	7	218.6	8	213.4	5	208.9	6	220,9
2 Russel Racing by DVB Racing	Norma M20 FC	2	H. THIERS	232.8	10	230.8	9	230.8	8	227.8	7	190.5	3	222,5
416 Gamsiz Motorsport	BMW GT4	3	R. SARI	232.3	6	229.8	7	210.9	4	198.9	5	194.9	3	213,4
24 PK Carsport	Porsche 991	1	B. LONGIN	230.3	7	224.1	10	221.3	9	220.4	6	220.4	3	223,3
991 No Speed Limit	Porsche 991	1	D. COENS	230.3	3	216.0	7	215.6	9	215.1	10	212.6	4	217,9
111 Deldiche Racing by JDC Events	Norma M20 FC	2	T. PIESSENS	229.8	4	217.7	3	203.0	2	145.9	1			199,1
94 QSR Racing School	Porsche 991	1	R. GILLION	227.4	3	220.9	2	205.7	7	203.4	6	194.6	5	210,4
10 MDK Motorsport	Norma M20 FC	2	P. VAUTERIN	223.6	8	220.0	9	213.0	5	207.7	6	206.5	7	214,2
49 Milo Racing	LAMERA	3	K. BALTHAZAR	215.1	8	214.7	9	213.9	7	213.0	6	193.2	5	210,0
44 Belgium Driver Academy vzw	Wolf GB08	2	M. DOUBEK	213.0	9	210.5	7	210.5	8	204.2	6	191.5	5	205,9
7 VR Racing Qvick Motors	BMW M2 MARC V8	1	T. VAN DER BRUG	205.7	9	199.3	7	196.0	5	196.0	6	188.2	4	197,0
12 VGL Racing	Saker RAPX	3	W. MEIJER	198.5	2	167.2	1							182,9
46 BMW Team van der Horst	BMW 325i	5	A. CASCATAU	198.5	8	196.4	4	196.4	5	186.9	6	184.3	2	192,5
16 JJ Motorsport	BMW 325i	5	P. DENYS	197.4	8	197.1	6	196.4	7	196.0	5	192.2	4	195,8
5 ORACLE TSL	Radical RS5	2	C. WAUTERS	196.7	4	194.2	8	193.9	3	193.5	7	192.2	2	194,1
69 AR Performance	BMW E90 325i	5	N. HERMANS	195.7	9	194.6	6	191.2	8	190.8	5	185.6	4	191,6
22 Heli Racing	BMW 120D	4	G. VAN DEN BROECK	195.3	3	191.2	2	179.4	4	167.4	5	167.4	6	180,1
123 RBC Race Team	Saker RAPX	3	T. DE MUL	194.6	8	183.4	5	173.9	6	166.7	7	149.0	4	173,5
70 AR Performance	BMW E90 325i	5	I. LAMMENS	194.6	8	193.2	6	193.2	7	189.8	3	189.8	5	192,1
36 JJ Motorsport	BMW 325i	5	G. WERCKX	193.5	2	193.2	3	173.1	1					186,6
57 QSR Racing School	BMW 325i	5	J. UYLENBROECK	188.8	6	187.5	5	182.7	3	181.8	9	179.7	4	184,1
42 BMW Team van der Horst	BMW 325i	5	N. DE KERPEL	187.8	6	184.6	2	184.3	3	183.1	5	182.4	8	184,4
300 VDW Motorsport	BMW Z3 M	4	P. DECKERS	168.7	3	158.4	2	117.0	1					148,0
157 G&R Motorsport	BMW M3 E46	4	D. VAN DER BRUG	167.4	7	165.4	6	160.0	8	153.4	9	149.8	3	159,2
254 QSR Racing School	AMG Mercedes GT4	3	Y. HOOGAARS	141.9	1									141,9
32 DBJE Racing	BMW M235i	3	D. BUFFET											




BELCAR ENDURANCE CHAMPIONSHIP

SPA EURO RACE

FREE PRACTICE 2

Fastest Lap Sequence

Practice Time	Team	Car	Class	Driver	Time	Kph	
5:52.188	1 Aqua Protect Racing Team	Norma M20 FC	2	Marc GOOSSENS	2:41.081	156.5	2
8:26.027	1 Aqua Protect Racing Team	Norma M20 FC	2	Marc GOOSSENS	2:33.839	163.9	3
10:57.367	1 Aqua Protect Racing Team	Norma M20 FC	2	Marc GOOSSENS	2:31.340	166.6	4
13:28.183	1 Aqua Protect Racing Team	Norma M20 FC	2	Marc GOOSSENS	2:30.816	167.2	5
15:58.453	1 Aqua Protect Racing Team	Norma M20 FC	2	Marc GOOSSENS	2:30.270	167.8	6
27:18.313	2 Russel Racing by DVB Racing	Norma M20 FC	2	Hans THIERS	2:30.163	167.9	5
29:45.756	2 Russel Racing by DVB Racing	Norma M20 FC	2	Hans THIERS	2:27.443	171.0	6



BELCAR ENDURANCE CHAMPIONSHIP


SPA EURO RACE

FREE PRACTICE 2

Sector Analysis

Personal Best Session Best B Crossing the finish line in pit lane

Lap	Time	Sector 1	Sector 2	Sector 3	T. Spd	Elapsed	Lap	Time	Sector 1	Sector 2	Sector 3	T. Spd	Elapsed
1 Aqua Protect Racing Team 1. François BOUILLON 3. Marc GOOSSENS 2. David HOUTHOOFF							Norma M20 FC 2						
1	3:11.107	58.273	1:29.514	43.320	150.0	3:11.107	4	5:33.936	3:26.541	1:23.802	43.593	188.2	15:18.676
2	2:41.081	44.482	1:16.714	39.885	224.5	5:52.188	5	2:50.420	45.073	1:22.759	42.588	196.0	18:09.096
3	2:33.839	43.394	1:11.548	38.897	223.6	8:26.027	6	2:46.171	44.242	1:20.251	41.678	196.0	20:55.267
4	2:31.340	42.778	1:10.680	37.882	228.8	10:57.367	7	2:44.781	43.999	1:19.706	41.076	199.3	23:40.048
5	2:30.816	42.613	1:10.264	37.939	228.3	13:28.183	8	5:23.924	3:24.795	1:17.454	41.675	184.0	29:03.972
6	2:30.270	42.923	1:08.833	38.514	225.5	15:58.453	9	2:40.541	44.118	1:15.874	40.549	205.7	31:44.513
7	4:38.805	2:42.663	1:16.658	39.484	185.9	20:37.258							
8	2:31.552	43.344	1:09.805	38.403	224.1	23:08.810							
9	2:32.774	42.624	1:12.597	37.553	230.3	25:41.584							
10	2:36.350	42.447	1:13.855	40.048	234.3	28:17.934							
11	2:32.989	43.160	1:11.858	37.971	231.8	30:50.923							
2 Russel Racing by DVB Racing 1. Gilles MAGNUS 3. Jeffrey VAN HOOYDONK 2. Hans THIERS 4. Frank THIERS							Norma M20 FC 2						
1	3:15.563	54.871	1:34.921	45.771	135.0	3:15.563							
2	2:53.427	48.978	1:22.108	42.341	182.1	6:08.990							
3	2:50.673	45.438	1:21.534	43.701	190.5	8:59.663							
4	3:02.575 B	46.118	1:23.491	52.966	181.5	12:02.238							
5	5:01.846	3:03.918	1:18.059	39.869	169.0	17:04.084							
6	2:35.972	44.360	1:13.238	38.374	189.1	19:40.056							
7	2:36.395	43.635	1:13.107	39.653	227.8	22:16.451							
8	2:31.699	43.295	1:09.648	38.756	230.8	24:48.150							
9	2:30.163	42.923	1:09.561	37.679	230.8	27:18.313							
10	2:27.443	42.545	1:07.065	37.833	232.8	29:45.756							
3 Speedlover 1. Guy VERHEYEN 3. Pieder DECURTINS 2. Chris MATTHEUS							Porsche 991 1						
1	3:30.359	1:03.181	1:38.197	48.981	129.7	3:30.359							
2	2:57.845	46.938	1:28.026	42.881	170.6	6:28.204							
3	2:51.348	44.535	1:22.987	43.826	234.8	9:19.552							
4	2:51.112	46.520	1:22.630	41.962	216.9	12:10.664							
5	2:46.073	44.221	1:20.494	41.358	247.1	14:56.737							
6	2:46.583	43.777	1:20.003	42.803	234.3	17:43.320							
7	4:49.208	2:41.130	1:24.770	43.308	154.7	22:32.528							
8	2:44.795	44.975	1:19.505	40.315	232.3	25:17.323							
9	2:41.467	43.932	1:17.176	40.359	225.9	27:58.790							
10	2:38.710	43.304	1:15.926	39.480	235.3	30:37.500							
5 ORACLE TSL 1. Cédric WAUTERS 3. Eric WOUTERS 2. Raf VAN BELLE							Radical RS5 2						
1	9:57.259	7:27.895	1:39.967	49.397	165.4	9:57.259							
2	3:01.703	53.274	1:22.987	45.442	192.2	12:58.962							
3	3:01.305	53.889	1:22.233	45.183	193.9	16:00.267							
4	2:53.113	49.462	1:19.366	44.285	196.7	18:53.380							
5	2:51.364	49.557	1:18.547	43.260	191.8	21:44.744							
6	5:19.315	3:17.730	1:18.159	43.426	184.0	27:04.059							
7	2:49.738	49.813	1:16.421	43.504	193.5	29:53.797							
8	2:47.633	49.283	1:14.687	43.663	194.2	32:41.430							
7 VR Racing Quick Motors 1. Erik QUICK 2. Tom VAN ROMPUY							BMW M2 MARC V8 1						
1	3:47.370	1:15.373	1:39.915	52.082	132.5	3:47.370							
2	3:00.791	48.641	1:27.946	44.204	169.3	6:48.161							
3	2:56.579	45.437	1:25.857	45.285	175.9	9:44.740							
8 Independent Motorsports 1. Xavier STEVENS 3. Koen WAUTERS 2. Kris WAUTERS							Porsche 991 1						
1	3:34.105	1:02.145	1:38.802	53.158	130.3	3:34.105							
2	3:10.691	49.166	1:34.376	47.149	177.0	6:44.796							
3	4:51.898	2:35.134	1:30.935	45.829	170.9	11:36.694							
4	2:55.693	46.167	1:25.730	43.796	209.3	14:32.387							
5	2:50.739	44.852	1:23.465	42.422	217.7	17:23.126							
6	4:17.568	2:17.643	1:19.862	40.063	180.6	21:40.694							
7	2:36.849	42.661	1:15.530	38.658	229.8	24:17.543							
8	2:38.349	42.038	1:14.507	41.804	254.7	26:55.892							
9	4:01.221	2:01.640	1:19.926	39.655	195.7	30:57.113							
10 MDK Motorsport 1. Thomas VAUTERIN 2. Pierre VAUTERIN							Norma M20 FC 2						
1	3:48.255	1:32.123	1:32.425	43.707	157.9	3:48.255							
2	2:53.971	48.623	1:23.295	42.053	166.9	6:42.226							
3	2:43.435	44.472	1:18.847	40.116	193.5	9:25.661							
4	2:47.097	45.214	1:23.341	38.542	169.0	12:12.758							
5	4:04.648	2:07.551	1:15.847	41.250	213.0	16:17.406							
6	2:44.935	45.206	1:18.719	41.010	207.7	19:02.341							
7	4:21.808	2:26.040	1:16.305	39.463	206.5	23:24.149							
8	2:36.010	42.889	1:15.156	37.965	223.6	26:00.159							
9	2:31.762	42.496	1:10.921	38.345	220.0	28:31.921							
10	2:38.524	44.249	1:16.083	38.192	179.1	31:10.445							
11 PG Motorsport 1. Stienes LONGIN 2. Marnik BATTRYN							Porsche Cayman GT4 3						
1	3:36.099	1:09.349	1:36.230	50.520	146.5	3:36.099							
2	2:59.491	49.480	1:26.470	43.541	201.1	6:35.590							
3	2:52.025	46.520	1:23.140	42.365	211.8	9:27.615							
4	2:53.024	48.825	1:21.561	42.638	220.9	12:20.639							
5	2:46.152	46.115	1:18.628	41.409	232.8	15:06.791							
6	2:45.691	46.224	1:18.596	40.871	226.9	17:52.482							
7	2:50.817	46.118	1:20.775	43.924	177.9	20:43.299							
8	6:16.970	4:17.469	1:18.105	41.396	222.2	27:00.269							
9	2:42.166	45.715	1:15.578	40.873	235.3	29:42.435							
10	2:42.031	45.615	1:15.562	40.854	233.8	32:24.466							
12 VGL Racing 1. Kurt BULTYNCK 3. Willem MEIJER 2. Luc BRANCKAERTS							Saker RAPX 3						
1	19:09.591	...	1:29.954	49.117	167.2	19:09.591							
2	2:54.597	48.932	1:21.968	43.697	198.5	22:04.188							
16 JJ Motorsport 1. Pieter DENYS 2. Gregroy EYCKMANS							BMW 325i 5						
1	4:44.452	2:00.500	1:48.191	55.761	98.8	4:44.452							
2	4:30.248	2:08.247	1:33.229	48.772	149.6	9:14.700							
3	3:12.781	55.072	1:29.847	47.862	169.8	12:27.481							
4	3:10.711	54.495	1:29.066	47.150	192.2	15:38.192							
5	3:05.423	53.458	1:25.216	46.749	196.0	18:43.615							



BELCAR ENDURANCE CHAMPIONSHIP


SPA EURO RACE

FREE PRACTICE 2

Sector Analysis

Personal Best Session Best B Crossing the finish line in pit lane

Lap	Time	Sector 1	Sector 2	Sector 3	T. Spd	Elapsed	Lap	Time	Sector 1	Sector 2	Sector 3	T. Spd	Elapsed
6	3:03.716	53.101	1:24.089	46.526	197.1	21:47.331	3	2:54.108	47.868	1:23.781	42.459	188.5	9:33.486
7	3:11.782	52.750	1:25.487	53.545	196.4	24:59.113	4	2:54.887	46.833	1:24.623	43.431	210.9	12:28.373
8	3:05.825	53.862	1:22.870	49.093	197.4	28:04.938	5	6:04.873	4:01.463	1:22.126	41.284	205.7	18:33.246
9	4:00.284	1:51.295	1:22.456	46.533	185.6	32:05.222	6	2:45.663	45.224	1:18.436	42.003	206.1	21:18.909
21 Comparex Racing by EMG Motorspo Porsche 991 1. Steve VANBELLINGEN 2. Wiebe WIJZES							32 DBJE Racing BMW M235i 1. Denys BUFFET 2. Emilien BUFFET						
1	3:16.928	55.782	1:34.695	46.451	138.3	3:16.928	1	3:45.069			54.332		3:45.069
2	2:49.292	46.401	1:22.308	40.583	197.4	6:06.220	2	3:22.708		50.426			7:07.777
3	2:46.226	46.148	1:20.000	40.078	192.9	8:52.446	3	3:16.647			51.391		10:24.424
4	2:44.103	43.908	1:18.359	41.836	187.5	11:36.549	36 JJ Motorsport BMW 325i 1. Guido WERCKX 2. Tom WERCKX						
5	2:40.750	43.718	1:17.577	39.455	221.8	14:17.299	1	23:59.699	...	1:36.307	52.468	173.1	23:59.699
6	5:20.959	3:17.926	1:21.760	41.273	205.3	19:38.258	2	3:19.731	56.867	1:32.026	50.838	193.5	27:19.430
7	2:44.157	45.120	1:18.075	40.962	233.8	22:22.415	3	3:12.196	55.256	1:27.864	49.076	193.2	30:31.626
8	2:44.887	44.574	1:19.058	41.255	237.4	25:07.302	42 BMW Team van der Horst BMW 325i 1. Niels DE KERPEL 2. Jeromy HESSELS						
9	2:42.627	44.288	1:17.889	40.450	228.3	27:49.929	1	8:20.589	5:56.158	1:32.832	51.599	162.2	8:20.589
10	2:41.772	43.978	1:16.956	40.838	220.0	30:31.701	2	3:19.492	57.037	1:31.042	51.413	184.6	11:40.081
22 Heli Racing BMW 120D 1. Gunther VAN DEN HOVE 2. Wim BRADT							3	3:27.286	56.131	1:30.741	1:00.414	184.3	15:07.367
1	6:36.909	4:15.774	1:32.589	48.546	146.9	6:36.909	4	4:28.232	2:05.064	1:31.767	51.401	174.5	19:35.599
2	3:03.877	53.786	1:24.065	46.026	191.2	9:40.786	5	3:18.917	56.808	1:31.070	51.039	183.1	22:54.516
3	3:03.607	52.845	1:23.148	47.614	195.3	12:44.393	6	3:20.773	55.763	1:34.544	50.466	187.8	26:15.289
4	3:03.495	51.588	1:24.403	47.504	179.4	15:47.888	7	3:16.324	55.882	1:30.559	49.883	180.9	29:31.613
5	14:00.721	...	1:28.866	48.500	167.4	29:48.609	8	3:17.407	55.826	1:30.409	51.172	182.4	32:49.020
6	3:05.660	55.012	1:24.580	46.068	167.4	32:54.269	44 Belgium Driver Academy vzw Wolf GB08 1. Maxim PAMPEL 2. Martin DOUBEK						
24 PK Carsport Porsche 991 1. Anthony KUMPEN 2. Tom BOONEN							1	4:51.981	2:31.629	1:32.347	48.005	153.4	4:51.981
1	3:04.830	45.644	1:33.753	45.433	164.1	3:04.830	2	2:56.791	49.428	1:23.324	44.039	174.5	7:48.772
2	2:50.534	45.788	1:23.878	40.868	198.2	5:55.364	3	2:51.141	46.835	1:21.588	42.718	172.2	10:39.913
3	2:41.488	43.573	1:17.944	39.971	220.4	8:36.852	4	2:47.411	46.459	1:18.947	42.005	186.9	13:27.324
4	2:43.728	43.844	1:20.812	39.072	189.5	11:20.580	5	2:48.455	47.132	1:17.695	43.628	191.5	16:15.779
5	5:22.195	3:17.443	1:23.089	41.663	199.3	16:42.775	6	2:47.044	46.304	1:18.736	42.004	204.2	19:02.823
6	2:49.019	44.591	1:20.112	44.316	220.4	19:31.794	7	2:39.002	45.317	1:13.905	39.780	210.5	21:41.825
7	2:45.723	44.324	1:19.343	42.056	230.3	22:17.517	8	2:38.293	45.170	1:13.365	39.758	210.5	24:20.118
8	2:43.496	43.721	1:17.693	42.082	207.3	25:01.013	9	2:37.640	44.468	1:13.438	39.734	213.0	26:57.758
9	2:40.172	44.265	1:15.977	39.930	221.3	27:41.185	46 BMW Team van der Horst BMW 325i 1. Alex CASCATAU 2. Mauro MERCURI						
10	2:38.074	43.362	1:14.767	39.945	224.1	30:19.259	1	5:23.886	3:03.221	1:30.604	50.061	149.0	5:23.886
30 Selleslagh Racing Team AMG Mercedes GT4 1. Nicolas VAN DIERENDONK 2. Johan VANNERUM							2	3:18.225	1:00.203	1:27.893	50.129	184.3	8:42.111
1	3:35.755	1:08.406	1:36.765	50.584	151.0	3:35.755	3	3:09.017	53.748	1:27.818	47.451	183.7	11:51.128
2	3:02.416	49.109	1:29.572	43.735	191.2	6:38.171	4	3:07.719	53.276	1:26.636	47.807	196.4	14:58.847
3	2:53.179	47.360	1:24.047	41.772	207.7	9:31.350	5	3:08.500	53.708	1:27.433	47.359	196.4	18:07.347
4	2:54.807	46.863	1:25.478	42.466	171.2	12:26.157	6	3:12.357	54.400	1:25.708	52.249	186.9	21:19.704
5	2:54.183	46.316	1:23.032	44.835	206.9	15:20.340	7	7:00.964	4:43.806	1:29.081	48.077	155.6	28:20.668
6	5:27.531	3:17.756	1:26.056	43.719	145.7	20:47.871	8	3:04.188	52.440	1:23.615	48.133	198.5	31:24.856
7	2:45.840	45.511	1:19.343	40.986	235.8	23:33.711	49 Milo Racing LAMERA 1. Christophe NIVARLET 2. Kevin BALTHAZAR						
8	2:45.341	45.373	1:18.600	41.368	240.0	26:19.052	1	5:26.323	3:11.183	1:29.632	45.008	146.9	5:26.323
9	2:42.143	45.054	1:16.498	40.591	233.8	29:01.195	2	2:54.291	48.960	1:21.776	43.555	185.9	8:20.614
10	2:39.307	44.452	1:14.666	40.189	243.2	31:40.502							
31 Selleslagh Racing Team AMG Mercedes GT4 1. Wim SPINOY 2. Ward SLUYS													
1	3:37.252	1:09.281	1:36.967	51.004	110.7	3:37.252							
2	3:02.126	48.740	1:29.072	44.314	197.8	6:39.378							



BELCAR ENDURANCE CHAMPIONSHIP


SPA EURO RACE

FREE PRACTICE 2

Sector Analysis

Personal Best Session Best B Crossing the finish line in pit lane

Lap	Time	Sector 1	Sector 2	Sector 3	T. Spd	Elapsed	Lap	Time	Sector 1	Sector 2	Sector 3	T. Spd	Elapsed
3	2:49.673	47.801	1:19.787	42.085	191.8	11:10.287	2	4:19.246	1:55.360	1:37.620	46.266	130.6	7:41.139
4	2:50.528	47.582	1:20.296	42.650	188.2	14:00.815	3	3:02.840	49.755	1:27.692	45.393	155.8	10:43.979
5	5:17.520	3:10.207	1:23.090	44.223	193.2	19:18.335	4	4:07.399	1:56.448	1:26.993	43.958	170.3	14:51.378
6	2:51.471	48.471	1:19.540	43.460	213.0	22:09.806	5	2:53.970	46.213	1:23.881	43.876	198.2	17:45.348
7	2:50.948	47.990	1:18.796	44.162	213.9	25:00.754	6	4:49.360	2:46.560	1:20.135	42.665	184.9	22:34.708
8	2:47.967	48.067	1:17.196	42.704	215.1	27:48.721	7	2:43.395	44.963	1:18.304	40.128	235.8	25:18.103
9	2:45.668	47.624	1:15.905	42.139	214.7	30:34.389	8	2:45.322	43.583	1:17.215	44.524	217.7	28:03.425
57 QSR Racing School BMW 325i 5 1. Joël UYLENBROECK 3. Johnny DE BREUCKER 2. Luc JANSSENS							94 QSR Racing School Porsche 991 1 1. Rodrigue GILLION 2. Bart VAN HAEREN						
1	4:49.196	2:04.478	1:46.654	58.064	113.0	4:49.196	1	8:07.986	5:57.027	1:29.246	41.713	171.2	8:07.986
2	3:32.196	1:01.321	1:37.240	53.635	170.3	8:21.392	2	2:41.051	43.609	1:18.425	39.017	220.9	10:49.037
3	3:22.556	57.597	1:33.581	51.378	182.7	11:43.948	3	2:38.786	42.923	1:16.852	39.011	227.4	13:27.823
4	3:18.124	56.544	1:31.634	49.946	179.7	15:02.072	4	9:47.266	7:27.675	1:31.652	47.939	190.8	23:15.089
5	3:13.403	56.077	1:27.893	49.433	187.5	18:15.475	5	3:03.579	48.289	1:27.417	47.873	194.6	26:18.668
6	3:09.760	54.638	1:26.097	49.025	188.8	21:25.235	6	2:56.399	48.226	1:23.691	44.482	203.4	29:15.067
7	4:57.622	2:20.379	1:41.211	56.032	166.2	26:22.857	7	2:53.929	46.969	1:23.299	43.661	205.7	32:08.996
8	3:27.633	58.929	1:35.307	53.397	179.7	29:50.490	99 Belgium Racing Porsche 991 1 1. Dylan DERDAELE 2. Nicolas SAELENS						
9	3:24.431	58.066	1:32.879	53.486	181.8	33:14.921	1	3:52.274	1:20.059	1:42.017	50.198	129.7	3:52.274
10	3:55.361	1:26.344	1:37.736	51.281	126.0	3:55.361	2	3:02.692	49.051	1:28.690	44.951	170.1	6:54.966
11	3:00.736	49.836	1:25.440	45.460	177.6	6:56.097	3	2:56.846	47.176	1:24.986	44.684	195.3	9:51.812
12	2:51.422	46.531	1:23.588	41.303	212.2	9:47.519	4	2:50.831	45.708	1:21.388	43.735	201.1	12:42.643
13	3:48.905	1:47.599	1:20.634	40.672	213.4	13:36.424	5	2:47.228	45.289	1:20.373	41.566	217.3	15:29.871
14	2:45.056	45.229	1:19.214	40.613	228.8	16:21.480	6	2:44.164	44.462	1:18.550	41.152	230.8	18:14.035
15	2:45.588	44.961	1:18.637	41.990	235.8	19:07.068	7	2:41.812	44.305	1:17.227	40.280	221.8	20:55.847
16	2:43.595	46.032	1:17.226	40.337	229.8	21:50.663	8	2:40.929	44.034	1:17.133	39.762	203.8	23:36.776
17	2:41.950	45.057	1:16.863	40.030	233.3	24:32.613	9	2:40.184	43.859	1:16.083	40.242	233.3	26:16.960
18	2:37.725	43.618	1:14.771	39.336	229.8	28:54.685	10	2:37.725	43.618	1:14.771	39.336	229.8	28:54.685
19	2:36.966	43.503	1:13.839	39.624	245.5	31:31.651	11	2:36.966	43.503	1:13.839	39.624	245.5	31:31.651
64 KDW Racing BMW M4 GT4 3 1. Koen DE WIT							111 Deldiche Racing by JDC Events Norma M20 FC 2 1. Luc DE COCK 3. Thomas PIESSENS 2. Tim JOOSEN						
1	4:02.468	1:28.576	1:40.611	53.281	104.7	4:02.468	1	3:10.117	57.690	1:29.707	42.720	145.9	3:10.117
2	3:20.950	55.965	1:32.467	52.518	178.5	7:23.418	2	2:45.773	44.313	1:20.800	40.660	203.0	5:55.890
3	3:17.463	56.424	1:30.835	50.204	176.8	10:40.881	3	2:41.085	44.072	1:17.341	39.672	217.7	8:36.975
4	3:13.914	54.982	1:29.444	49.488	185.6	13:54.795	4	3:28.058 B	42.407	1:53.717	51.934	229.8	12:05.033
5	3:11.858	54.677	1:28.855	48.326	190.8	17:06.653	123 RBC Race Team Saker RAPX 3 1. Michael ROSKAM 3. Tom DE MUL 2. Dave VAN DE VELDE						
6	3:10.353	53.992	1:26.247	50.114	194.6	20:17.006	1	5:21.176	2:26.331	1:53.644	1:01.201	121.1	5:21.176
7	4:41.394	2:27.682	1:26.053	47.659	182.4	24:58.400	2	3:50.025	1:05.279	1:48.579	56.167	125.3	9:11.201
8	3:06.374	54.821	1:23.817	47.736	191.2	28:04.774	3	3:38.263	56.984	1:44.113	57.166	145.6	12:49.464
9	3:02.668	53.429	1:23.545	45.694	195.7	31:07.442	4	3:32.138	55.279	1:41.305	55.554	149.0	16:21.602
69 AR Performance BMW E90 325i 5 1. Nicolas HERMANS 3. Olivier HERTSENS 2. Cedric BAETEN							5:01.301 3:48.546 1:26.904 45.851 183.4 22:22.903						
10	3:16.670	55.778	1:31.429	49.463	183.7	7:23.611	6	3:29.536	1:10.482	1:32.974	46.080	173.9	25:52.439
11	3:12.266	54.207	1:29.256	48.803	189.8	10:35.877	7	3:19.657	50.645	1:24.051	44.568	166.7	29:12.096
12	5:26.456	3:07.359	1:29.488	49.609	165.4	16:02.333	8	3:02.136	52.944	1:24.624	44.568	194.6	32:14.232
13	3:11.539	55.176	1:27.464	48.899	189.8	19:13.872	157 G&R Motorsport BMW M3 E46 4 1. Danny VAN DOSSELAER 3. Geert HOUTHOOFD 2. Karlo VAN DOSSELAER						
14	3:06.586	54.647	1:24.465	47.474	193.2	22:20.458	1	5:59.209	3:14.136	1:48.232	56.841	108.9	5:59.209
15	3:06.256	55.239	1:24.257	46.760	193.2	25:26.714	2	3:25.351	56.936	1:37.506	50.909	133.8	9:24.560
16	3:13.804	54.026	1:25.878	53.900	194.6	28:40.518	3	3:18.149	53.003	1:35.207	49.939	149.8	12:42.709
70 AR Performance BMW E90 325i 5 1. Ines LAMMENS 3. Kurt HEIRMAN 2. Davy SUFFEELERS							47.269 144.8 15:53.543						
17	3:06.256	55.239	1:24.257	46.760	193.2	25:26.714	4	3:10.834	52.581	1:30.984	47.269	144.8	15:53.543
18	3:13.804	54.026	1:25.878	53.900	194.6	28:40.518	077 Domec Racing Radical RXC 1 1. Patrick ENGELEN						
19	3:21.893	53.126	1:38.995	49.772	119.6	3:21.893							



BELCAR ENDURANCE CHAMPIONSHIP


SPA EURO RACE

FREE PRACTICE 2

Sector Analysis

■ Personal Best ■ Session Best B Crossing the finish line in pit lane

Lap	Time	Sector 1	Sector 2	Sector 3	T. Spd	Elapsed	Lap	Time	Sector 1	Sector 2	Sector 3	T. Spd	Elapsed
5	3:09.078	52.024	1:29.471	47.583	147.1	19:02.621	4	6:06.416	3:55.792	1:27.987	42.637	187.8	17:01.409
6	3:06.788	51.796	1:28.199	46.793	165.4	22:09.409	5	2:47.883	44.781	1:21.634	41.468	213.4	19:49.292
7	3:06.151	51.637	1:28.216	46.298	167.4	25:15.560	6	2:46.671	44.132	1:21.617	40.922	208.9	22:35.963
8	3:07.608	51.826	1:27.539	48.243	160.0	28:23.168	7	2:46.107	47.126	1:18.654	40.327	229.3	25:22.070
9	3:08.781	52.224	1:29.642	46.915	153.4	31:31.949	8	2:42.496	43.368	1:18.631	40.497	218.6	28:04.566
191 PG Motorsport Porsche 991 1.Thijs HEEZEN 1 2.Jos MENTEN							991 No Speed Limit Porsche 991 1.Fred BOUVY 1 2.Simon TOURNEUR 3.Damien COENS						
1	3:55.379	1:35.640	1:33.496	46.243	131.2	3:55.379	1	3:15.914	56.876	1:34.640	44.398	144.8	3:15.914
2	2:55.714	46.312	1:27.663	41.739	155.4	6:51.093	2	2:43.754	44.065	1:19.733	39.956	210.1	5:59.668
3	2:51.112	44.293	1:24.132	42.687	188.2	9:42.205	3	2:38.700	42.408	1:17.370	38.922	230.3	8:38.368
4	2:49.020	44.767	1:22.811	41.442	218.2	12:31.225	4	2:39.268	41.996	1:18.433	38.839	212.6	11:17.636
5	2:47.822	43.929	1:21.424	42.469	194.6	15:19.047	5	5:51.718	3:30.071	1:33.646	48.001	155.6	17:09.354
6	2:44.937	45.156	1:19.265	40.516	195.7	18:03.984	6	2:56.230	46.732	1:25.421	44.077	176.5	20:05.584
7	2:44.574	43.651	1:18.312	42.611	196.4	20:48.558	7	2:48.768	45.007	1:21.218	42.543	216.0	22:54.352
8	4:51.210	2:55.165	1:16.600	39.445	211.8	25:39.768	8	2:46.744	43.939	1:20.083	42.722	206.1	25:41.096
9	2:37.785	42.648	1:15.217	39.920	237.4	28:17.553	9	2:42.483	44.389	1:17.737	40.357	215.6	28:23.579
10	2:36.858	42.357	1:15.246	39.255	238.9	30:54.411	10	2:38.330	43.335	1:15.493	39.502	215.1	31:01.909
245 MSE BMW M4 GT4 1.Peter BECKERS 3.Nick GELEEN 3 2.Bart VAN SAMANG													
1	6:12.528	3:44.785	1:39.177	48.566	142.5	6:12.528							
2	3:02.943	49.066	1:29.465	44.412	173.1	9:15.471							
3	2:56.506	51.541	1:22.324	42.641	197.8	12:11.977							
4	2:47.563	46.768	1:19.249	41.546	231.8	14:59.540							
5	6:17.280	4:15.687	1:20.082	41.511	223.6	21:16.820							
6	2:45.068	45.772	1:18.424	40.872	235.8	24:01.888							
7	2:41.425	46.283	1:15.078	40.064	236.8	26:43.313							
8	2:41.300	44.964	1:15.882	40.454	225.9	29:24.613							
9	2:54.707	46.222	1:21.043	47.442	180.9	32:19.320							
254 QSR Racing School AMG Mercedes GT4 1.Jimmy DE BREUCKER 3.Kenneth HEYER 3 2.Yannick HOOGAARS													
1	17:46.320	...	1:34.225	53.910	141.9	17:46.320							
300 YDW Motorsport BMW Z3 M 1.Ron VAN DE WATER 3.Pascal DECKERS 4 2.Edwin BEYERS													
1	25:04.508	...	1:43.597	55.584	117.0	25:04.508							
2	3:18.277	54.802	1:32.826	50.649	158.4	28:22.785							
3	3:47.536	1:34.085	1:26.087	47.364	168.7	32:10.321							
416 Gamsiz Motorsport BMW GT4 1.Hakan SARI 3 2.Recep SARI													
1	9:19.841	6:51.383	1:39.247	49.211	150.6	9:19.841							
2	3:03.284	49.856	1:28.291	45.137	183.1	12:23.125							
3	3:00.594	49.242	1:26.524	44.828	194.9	15:23.719							
4	4:11.997	2:01.413	1:25.620	44.964	210.9	19:35.716							
5	2:59.144	48.490	1:24.476	46.178	198.9	22:34.860							
6	2:56.347	49.230	1:22.606	44.511	232.3	25:31.207							
7	2:57.003	48.130	1:24.673	44.200	229.8	28:28.210							
8	2:55.264	48.034	1:22.296	44.934	184.9	31:23.474							
911 Speedlover Porsche 991 1.Pierre-Yves PAQUE 3.Olivier MEURENS 1 2.Gregory PAISSE													
1	5:17.955	2:57.265	1:34.983	45.707	141.7	5:17.955							
2	2:51.093	44.749	1:24.811	41.533	198.9	8:09.048							
3	2:45.945	43.517	1:21.382	41.046	190.5	10:54.993							



BELCAR ENDURANCE CHAMPIONSHIP

SPA EURO RACE

QUALIFYING

Classification

Nr. Drivers	Team	Car	Cl	Time	Lap Total	Gap	Kph
1 111 L. DE COCK / T. JOOSEN / T. PIESSENS	Deldiche Racing by JDC Events	Norma M20 FC	2	2:20.043	19 22	- -	180.0
2 2 F. THIERS / H. THIERS / G. MAGNUS / .	Russel Racing by DVB Racing	Norma M20 FC	2	2:20.257	4 22	+0.214 +0.214	179.8
3 1 F. BOUILLON / D. HOUTHOOFD / M. GOOSSENS	Aqua Protect Racing Team	Norma M20 FC	2	2:21.585	6 22	+1.542 +1.328	178.1
4 10 T. VAUTERIN / P. VAUTERIN	MDK Motorsport	Norma M20 FC	2	2:22.413	4 19	+2.370 +0.828	177.0
5 077 P. ENGELEN	Domec Racing	Radical RXC	1	2:25.529	5 11	+5.486 +3.116	173.3
6 99 D. DERDAELE / N. SAELENS	Belgium Racing	Porsche 991	1	2:25.706	11 18	+5.663 +0.177	173.0
7 8 X. STEVENS / K. WAUTERS / K. WAUTERS	Independent Motorsports	Porsche 991	1	2:26.994	3 19	+6.951 +1.288	171.5
8 991 F. BOUVY / S. TOURNEUR / D. COENS	No Speed Limit	Porsche 991	1	2:27.215	20 22	+7.172 +0.221	171.3
9 24 A. KUMPEN / T. BOONEN / B. LONGIN	PK Carsport	Porsche 991	1	2:27.578	21 22	+7.535 +0.363	170.9
10 911 P. PAQUE / G. PAISSE / O. MEURENS	Speedlover	Porsche 991	1	2:28.655	13 19	+8.612 +1.077	169.6
11 44 M. PAMPEL / M. DOUBEK	Belgium Driver Academy vzw	Wolf GB08	2	2:28.776	21 21	+8.733 +0.121	169.5
12 7 E. QVICK / T. VAN ROMPUY	VR Racing Qvick Motors	BMW M2 MARC V8	1	2:29.090	13 13	+9.047 +0.314	169.1
13 191 T. HEEZEN / J. MENTEN	PG Motorsport	Porsche 991	1	2:29.211	14 19	+9.168 +0.121	169.0
14 94 R. GILLION / B. VAN HAEREN	QSR Racing School	Porsche 991	1	2:29.803	13 20	+9.760 +0.592	168.3
15 3 G. VERHEYEN / C. MATTHEUS / P. DECURTINS	Speedlover	Porsche 991	1	2:30.086	15 20	+10.043 +0.283	168.0
16 21 S. VANBELLINGEN / W. WIJTZES	Comporex Racing by EMG Motorsport	Porsche 991	1	2:31.797	18 18	+11.754 +1.711	166.1
17 11 S. LONGIN / M. BATTERYN	PG Motorsport	Porsche Cayman GT4	3	2:33.251	8 16	+13.208 +1.454	164.5
18 30 N. VAN DIERENDONCK / J. YANNEURUM / F. TEJUNKENS	Selleslagh Racing Team	AMG Mercedes GT4	3	2:33.911	20 20	+13.868 +0.660	163.8
19 31 W. SPINOY / W. SLUYS	Selleslagh Racing Team	AMG Mercedes GT4	3	2:34.389	18 18	+14.346 +0.478	163.3
20 64 K. DE WIT	KDW Racing	BMW M4 GT4	3	2:35.134	11 12	+15.091 +0.745	162.5
21 254 J. DE BREUCKER / Y. HOOGAARS / K. HEYER	QSR Racing School	AMG Mercedes GT4	3	2:35.684	4 19	+15.641 +0.550	162.0
22 245 P. BECKERS / B. VAN SAMANG / N. GELEEN	MSE	BMW M4 GT4	3	2:37.108	13 19	+17.065 +1.424	160.5
23 416 H. SARI / R. SARI	Gamsiz Motorsport	BMW GT4	3	2:38.148	4 15	+18.105 +1.040	159.4
24 49 C. NIVARLET / K. BALTHAZAR	Milo Racing	LAMERA	3	2:38.906	10 15	+18.863 +0.758	158.7
25 5 C. WAUTERS / R. VAN BELLE / E. WOUTERS	ORACLE TSL	Radical RS5	2	2:44.731	7 10	+24.688 +5.825	153.1
26 123 M. ROSKAM / D. VAN DE VELDE / T. DE MUL	RBC Race Team	Saker RAPX	3	2:46.189	17 17	+26.146 +1.458	151.7
27 300 R. VAN DE WATER / E. BEYERS / P. DECKERS	VDW Motorsport	BMW Z3 M	4	2:46.561	15 15	+26.518 +0.372	151.4
28 32 D. BUFFET / E. BUFFET	DBJE Racing	BMW M235i	3	2:47.539	16 19	+27.496 +0.978	150.5
29 157 D. VAN DOSSELAER / K. VAN DOSSELAER / G. HOUTHOOFD / .	G&R Motorsport	BMW M3 E46	4	2:50.521	8 16	+30.478 +2.982	147.9
30 22 G. VAN DEN HOYE / W. BRADT	Heli Racing	BMW 120D	4	2:52.645	6 6	+32.602 +2.124	146.0
31 69 N. HERMANS / C. BAETEN / O. HERTSENS	AR Performance	BMW E90 325i	5	2:54.600	15 16	+34.557 +1.955	144.4
32 16 P. DENYS / G. EYCKMANS	JJ Motorsport	BMW 325i	5	2:54.692	8 10	+34.649 +0.092	144.3
33 46 A. CASCATAU / M. MERCURI	BMW Team van der Horst	BMW 325i	5	2:55.234	17 19	+35.191 +0.542	143.9
34 70 I. LAMMENS / D. SUFFELEERS / K. HEIRMAN	AR Performance	BMW E90 325i	5	2:56.507	6 10	+36.464 +1.273	142.9
35 36 G. WERCKX / T. WERCKX	JJ Motorsport	BMW 325i	5	2:57.492	15 16	+37.449 +0.985	142.1
36 57 J. UYLENBROECK / L. JANSSENS / J. DE BREUCKER	QSR Racing School	BMW 325i	5	2:57.864	15 17	+37.821 +0.372	141.8
37 42 N. DE KERPEL / J. HESSELS	BMW Team van der Horst	BMW 325i	5	2:59.015	16 17	+38.972 +1.151	140.8

Max. qual. time: 3:02.055

12 K. BULTYNCK / L. BRANCAERTS / W. MEIJER	VGL Racing	Saker RAPX	3				
Fastest Lap				Lap 19	Luc DE COCK	2:20.043	180.0 Kph


Qualifying Time: 3:02.055

CAR 2, 3, 5, 8, 11, 16, 21, 24, 30, 31, 42, 44, 49, 64, 99, 123, 191, 254, 911, 991 - SOME LAP TIME DELETE DUE TO TRACK LIMITS
CAR 21, 24, 42, 191 AND 991 - BEST LAP TIME DELETE DUE TO TRACK LIMITS

Published at:

Track Status: **DRY**

Race Director:	Timekeeper:
-----------------------	--------------------




BELCAR ENDURANCE CHAMPIONSHIP

SPA EURO RACE

QUALIFYING

Best Sector Times

SECTOR 1			SECTOR 2			SECTOR 3			Pos	Team	Cl	Ideal Lap	Best Lap
Pos	Driver	Time	Driver	Time	Driver	Time							
1	111 L.DE COCK	40.697	1 M.GOOSENS	1:02.433	111 T.PIESENS	35.923	1	111 Deldiche Racing by JDC Events	2	2:19.095	2:20.043	(1)	
2	99 D.DERDAELE	40.939	111 T.PIESENS	1:02.475	2 G.MAGNUS	36.217	2	2 Russel Racing by DVB Racing	2	2:19.998	2:20.257	(2)	
3	2 G.MAGNUS	41.235	2 G.MAGNUS	1:02.546	10 P.VAUTERIN	36.937	3	1 Aqua Protect Racing Team	2	2:21.415	2:21.585	(3)	
4	24 B.LONGIN	41.334	10 T.VAUTERIN	1:03.426	1 M.GOOSENS	37.076	4	10 MDK Motorsport	2	2:22.222	2:22.413	(4)	
5	991 S.TOURNEUR	41.382	44 M.PAMPEL	1:05.426	99 D.DERDAELE	37.105	5	99 Belgium Racing	1	2:25.368	2:25.706	(6)	
6	191 T.HEEZEN	41.493	077 P.ENGELEN	1:06.434	077 P.ENGELEN	37.189	6	077 Domec Racing	1	2:25.529	2:25.529	(5)	
7	8 K.WAUTERS	41.536	99 D.DERDAELE	1:07.324	8 K.WAUTERS	37.289	7	991 No Speed Limit	1	2:26.185	2:27.215	(8)	
8	911 O.MEURENS	41.728	991 S.TOURNEUR	1:07.490	991 S.TOURNEUR	37.313	8	24 PK Carsport	1	2:26.280	2:27.578	(9)	
9	7 E.QVICK	41.804	24 B.LONGIN	1:07.529	24 B.LONGIN	37.417	9	8 Independent Motorsports	1	2:26.485	2:26.994	(7)	
10	10 T.VAUTERIN	41.859	8 K.WAUTERS	1:07.660	911 O.MEURENS	37.821	10	44 Belgium Driver Academy vzw	2	2:28.402	2:28.776	(11)	
11	94 R.GILLION	41.882	911 O.MEURENS	1:08.985	191 T.HEEZEN	37.968	11	191 PG Motorsport	1	2:28.448	2:29.211	(13)	
12	077 P.ENGELEN	41.906	191 T.HEEZEN	1:08.987	7 E.QVICK	38.031	12	911 Speedlover	1	2:28.534	2:28.655	(10)	
13	1 M.GOOSENS	41.906	7 E.QVICK	1:09.154	94 R.GILLION	38.067	13	7 VR Racing Qvick Motors	1	2:28.989	2:29.090	(12)	
14	3 C.MATTHEUS	42.149	94 R.GILLION	1:09.277	3 C.MATTHEUS	38.113	14	94 QSR Racing School	1	2:29.226	2:29.803	(14)	
15	21 S.VANBELLINGEN	42.308	3 C.MATTHEUS	1:09.553	21 S.VANBELLINGEN	38.248	15	3 Speedlover	1	2:29.815	2:30.086	(15)	
16	64 K.DE WIT	43.713	11 S.LONGIN	1:09.688	44 M.PAMPEL	38.788	16	21 Comporex Racing by EMG Motorsport	1	2:30.287	2:31.797	(16)	
17	11 S.LONGIN	43.840	21 S.VANBELLINGEN	1:09.731	31 W.SPINOY	39.306	17	11 PG Motorsport	3	2:32.998	2:33.251	(17)	
18	44 M.PAMPEL	44.188	30 N.VAN DIERENDONCK	1:10.132	30 N.VAN DIERENDONCK	39.347	18	31 Selleslagh Racing Team	3	2:33.908	2:34.389	(19)	
19	31 W.SPINOY	44.225	31 W.SPINOY	1:10.377	11 S.LONGIN	39.470	19	30 Selleslagh Racing Team	3	2:33.911	2:33.911	(18)	
20	30 N.VAN DIERENDONCK	44.432	254 Y.HOOGAARS	1:10.744	64 K.DE WIT	39.651	20	64 KDW Racing	3	2:34.752	2:35.134	(20)	
21	254 Y.HOOGAARS	44.632	64 K.DE WIT	1:11.388	254 Y.HOOGAARS	39.707	21	254 QSR Racing School	3	2:35.083	2:35.684	(21)	
22	245 N.GELEEN	44.857	5 C.WAUTERS	1:11.448	245 N.GELEEN	40.335	22	245 MSE	3	2:37.108	2:37.108	(22)	
23	416 R.SARI	45.415	49 K.BALTHAZAR	1:11.681	416 R.SARI	40.426	23	416 Gamsiz Motorsport	3	2:37.750	2:38.148	(23)	
24	49 K.BALTHAZAR	45.991	416 R.SARI	1:11.909	49 K.BALTHAZAR	40.970	24	49 Milo Racing	3	2:38.642	2:38.906	(24)	
25	123 D.VAN DE VELDE	47.186	245 N.GELEEN	1:11.916	123 D.VAN DE VELDE	42.215	25	5 ORACLE TSL	2	2:44.029	2:44.731	(25)	
26	300 E.BEYERS	47.266	123 D.VAN DE VELDE	1:16.359	300 E.BEYERS	42.822	26	123 RBC Race Team	3	2:45.760	2:46.189	(26)	
27	157 K.VAN DOSSELAER	47.819	300 E.BEYERS	1:16.473	5 C.WAUTERS	43.053	27	300 VDW Motorsport	4	2:46.561	2:46.561	(27)	
28	5 C.WAUTERS	49.528	16 P.DENYS	1:17.331	32 D.BUFFET	43.129	28	157 G&R Motorsport	4	2:49.530	2:50.521	(29)	
29	22 G.VAN DEN HOVE	50.138	69 N.HERMANS	1:17.977	157 K.VAN DOSSELAER	43.685	29	22 Heli Racing	4	2:52.387	2:52.645	(30)	
30	69 N.HERMANS	51.159	22 G.VAN DEN HOVE	1:17.990	22 G.VAN DEN HOVE	44.259	30	16 JJ Motorsport	5	2:54.042	2:54.692	(32)	
31	16 P.DENYS	51.405	157 K.VAN DOSSELAER	1:18.026	69 N.HERMANS	44.968	31	69 AR Performance	5	2:54.104	2:54.600	(31)	
32	46 A.CASCATAU	51.515	46 A.CASCATAU	1:18.083	16 P.DENYS	45.306	32	46 BMW Team van der Horst	5	2:55.209	2:55.234	(33)	
33	36 G.WERCKX	51.679	70 I.LAMMENS	1:18.558	70 I.LAMMENS	45.524	33	70 AR Performance	5	2:56.507	2:56.507	(34)	
34	42 N.DE KERPEL	51.751	57 J.UYLENBROECK	1:18.734	57 J.UYLENBROECK	45.609	34	57 QSR Racing School	5	2:57.133	2:57.864	(36)	
35	70 I.LAMMENS	52.425	36 G.WERCKX	1:19.502	46 A.CASCATAU	45.611	35	36 JJ Motorsport	5	2:57.492	2:57.492	(35)	
36	57 J.UYLENBROECK	52.790	42 N.DE KERPEL	1:19.813	42 N.DE KERPEL	46.028	36	42 BMW Team van der Horst	5	2:57.592	2:59.015	(37)	




BELCAR ENDURANCE CHAMPIONSHIP

SPA EURO RACE

QUALIFYING

Best Top Speeds

Team	Car	Class	Top Speed Driver	Top 1		Top 2		Top 3		Top 4		Top 5		
				Kph	Lap	Kph	Lap	Kph	Lap	Kph	Lap	Kph	Lap	
99 Belgium Racing	Porsche 991	1	D. DERDAELE	260.2	12	257.1	11	254.7	16	254.1	8	252.9	10	255,8
8 Independent Motorsports	Porsche 991	1	K. WAUTERS	259.6	10	259.6	15	257.8	17	257.1	11	256.5	3	258,1
24 PK Carsport	Porsche 991	1	B. LONGIN	259.0	19	258.4	18	258.4	21	257.8	20	257.1	17	258,1
191 PG Motorsport	Porsche 991	1	T. HEEZEN	257.8	15	257.8	14	257.1	3	255.9	12	254.1	19	256,5
991 No Speed Limit	Porsche 991	1	S. TOURNEUR	257.1	19	256.5	21	255.9	20	255.3	18	254.7	17	255,9
3 Speedlover	Porsche 991	1	C. MATTHEUS	256.5	20	255.9	15	255.3	3	254.7	18	253.5	16	255,2
7 VR Racing Qvick Motors	BMW M2 MARC V8	1	E. QVICK	254.7	13	251.2	10	250.0	9	232.3	8	228.8	12	243,4
21 Comparex Racing by EMG Motorsport	Porsche 991	1	S. VANBELLINGEN	254.1	13	254.1	5	252.9	16	252.9	14	250.6	18	252,9
077 Domec Racing	Radical RXC	1	P. ENGELEN	251.2	5	246.0	11	238.9	6	231.3	3	227.4	4	239,0
94 QSR Racing School	Porsche 991	1	R. GILLION	250.6	20	250.6	15	248.3	19	246.6	12	244.9	16	248,2
64 KDW Racing	BMW M4 GT4	3	K. DE WIT	248.3	11	244.9	12	242.2	5	241.1	6	238.4	8	243,0
30 Selleslagh Racing Team	AMG Mercedes GT4	3	J. VANNERUM	246.0	14	245.5	2	244.9	20	244.9	12	244.9	15	245,2
31 Selleslagh Racing Team	AMG Mercedes GT4	3	W. SPINOY	246.0	18	246.0	16	244.9	17	244.3	12	244.3	11	245,1
111 Deldiche Racing by JDC Events	Norma M20 FC	2	T. PIESSENS	246.0	4	244.9	5	244.3	17	244.3	15	244.3	19	244,8
911 Speedlover	Porsche 991	1	P. PAQUE	244.9	3	243.2	17	242.2	8	242.2	13	240.0	14	242,5
1 Aqua Protect Racing Team	Norma M20 FC	2	M. GOOSSENS	243.8	17	234.8	14	233.3	5	232.8	16	232.3	4	235,4
2 Russel Racing by DVB Racing	Norma M20 FC	2	G. MAGNUS	243.2	4	241.1	3	240.5	10	237.9	8	237.4	18	240,0
254 QSR Racing School	AMG Mercedes GT4	3	Y. HOOGAARS	242.7	14	241.6	19	241.6	18	241.6	17	241.1	16	241,7
11 PG Motorsport	Porsche Cayman GT4	3	S. LONGIN	242.2	8	241.6	7	239.5	9	237.4	3	236.8	4	239,5
10 MDK Motorsport	Norma M20 FC	2	T. VAUTERIN	240.0	10	237.4	11	237.4	19	236.8	12	236.8	13	237,7
245 MSE	BMW M4 GT4	3	N. GELEEN	237.9	13	236.3	11	235.8	12	233.3	18	233.3	8	235,3
416 Gamsiz Motorsport	BMW GT4	3	R. SARI	237.9	9	237.4	15	237.4	10	236.3	11	235.8	13	237,0
44 Belgium Driver Academy vzw	Wolf GB08	2	M. PAMPEL	222.7	20	220.9	12	220.4	8	220.0	17	220.0	18	220,8
49 Milo Racing	LAMERA	3	K. BALTHAZAR	220.4	8	219.5	14	219.1	3	219.1	13	217.3	11	219,1
300 VDW Motorsport	BMW Z3 M	4	E. BEYERS	219.5	15	219.5	12	216.4	7	212.6	14	212.6	9	216,1
123 RBC Race Team	Saker RAPX	3	D. VAN DE VELDE	216.9	16	215.6	7	215.1	13	209.3	14	208.5	15	213,1
69 AR Performance	BMW E90 325i	5	N. HERMANS	204.5	16	203.4	12	203.0	15	202.6	13	201.1	14	202,9
22 Heli Racing	BMW 120D	4	G. VAN DEN LINDEN	201.5	6	196.4	4	194.9	2	193.5	3	186.9	5	194,6
42 BMW Team van der Horst	BMW 325i	5	N. DE KERPEL	200.0	3	199.6	14	199.3	4	198.9	15	198.9	16	199,3
16 JJ Motorsport	BMW 325i	5	P. DENYS	199.6	8	198.9	6	198.9	9	197.1	5	196.7	2	198,2
36 JJ Motorsport	BMW 325i	5	G. WERCKX	199.3	10	198.5	16	197.4	15	196.7	14	196.7	13	197,7
46 BMW Team van der Horst	BMW 325i	5	A. CASCATAU	198.2	15	197.4	4	197.1	2	196.7	16	196.7	5	197,2
5 ORACLE TSL	Radical RS5	2	C. WAUTERS	197.8	9	197.1	8	193.2	10	193.2	5	192.9	2	194,8
70 AR Performance	BMW E90 325i	5	I. LAMMENS	197.8	6	197.4	5	196.7	4	189.1	8	188.8	9	194,0
57 QSR Racing School	BMW 325i	5	J. UYLENBROECK	194.2	14	193.5	16	193.2	15	189.8	12	188.8	10	191,9
157 G&R Motorsport	BMW M3 E46	4	K. VAN ROOYEN	184.9	7	181.8	11	178.2	8	177.9	10	177.6	5	180,1
12 VGL Racing	Saker RAPX	3												
32 DBJE Racing	BMW M235i	3	D. BUFFET											




BELCAR ENDURANCE CHAMPIONSHIP

SPA EURO RACE

QUALIFYING

Fastest Lap Sequence

Practice Time	Team	Car	Class	Driver	Time	Kph	
5:22.137	8 Independent Motorsports	Porsche 991	1	Kris WAUTERS	2:29.543	168.6	2
6:35.423	2 Russel Racing by DVB Racing	Norma M20 FC	2	Gilles MAGNUS	2:21.986	177.6	2
8:56.762	2 Russel Racing by DVB Racing	Norma M20 FC	2	Gilles MAGNUS	2:21.339	178.4	3
11:17.019	2 Russel Racing by DVB Racing	Norma M20 FC	2	Gilles MAGNUS	2:20.257	179.8	4
57:37.743	111 Deldiche Racing by JDC Events	Norma M20 FC	2	Luc DE COCK	2:20.043	180.0	14



BELCAR ENDURANCE CHAMPIONSHIP


SPA EURO RACE

QUALIFYING

Sector Analysis

■ Personal Best ■ Session Best B Crossing the finish line in pit lane

Lap	D	Time	Sector 1	Sector 2	Sector 3	T. Spd	Elapsed	Lap	D	Time	Sector 1	Sector 2	Sector 3	T. Spd	Elapsed		
1 Aqua Protect Racing Team Norma M20 FC																	
1. François BOUILLON			3. Marc GOOSSENS			2											
2. David HOUTHOOFF																	
1	3	4:38.651	2:51.615	1:09.256	37.780	212.6	4:38.651	5	2	2:33.745	42.849	1:11.562	39.334	227.8	16:58.143		
2	3	2:23.653	42.851	1:03.628	37.174	224.1	7:02.304	6	2	9:09.299	7:10.960	1:17.017	41.322	188.5	26:07.441		
3	3	2:23.605	42.926	1:03.291	37.388	226.4	9:25.909	7	2	2:37.372	44.172	1:13.328	39.872	231.8	28:44.813		
4	3	2:24.223	42.162	1:04.040	38.021	232.3	11:50.132	8	2	2:36.993	44.037	1:12.753	40.203	237.9	31:21.806		
5	3	2:21.863	42.151	1:02.586	37.126	233.3	14:11.995	9	2	2:35.940	43.483	1:12.317	40.140	248.8	33:57.746		
6	3	2:21.585	42.076	1:02.433	37.076	227.8	16:33.580	10	2	2:35.371	43.304	1:12.714	39.353	252.3	36:33.117		
7	3	3:00.890	42.481	1:05.340	1:13.069	225.0	19:34.470	11	2	2:38.094	43.883	1:14.056	40.155	244.9	39:11.211		
8	3	7:09.958	5:19.402	1:10.894	39.662	213.4	26:44.427	12	2	4:37.408	2:36.006	1:18.527	42.875	169.0	43:48.619		
9	3	2:29.114	43.950	1:07.290	37.874	224.1	29:13.541	13	2	2:32.636	43.049	1:10.880	38.707	249.4	46:21.255		
10	3	2:29.408	43.887	1:07.368	38.153	225.9	31:42.949	14	2	2:32.733	42.637	1:09.553	40.543	250.0	48:53.988		
11	3	2:24.053	42.925	1:03.290	37.838	226.9	34:07.002	15	2	2:30.086	42.393	1:09.580	38.113	255.9	51:24.074		
12	3	2:27.226	43.170	1:06.389	37.667	227.4	36:34.228	16	2	2:34.919	42.149	1:11.142	41.628	253.5	53:58.993		
13	3	5:07.960	3:24.450	1:06.006	37.504	220.0	41:42.188	17	2	4:56.948	3:04.652	1:13.135	39.161	188.5	58:55.941		
14	3	2:26.102	42.121	1:05.138	38.843	234.8	44:08.290	18	2	2:31.958	43.064	1:09.722	39.172	254.7	1:01:27.899		
15	3	2:25.213	42.273	1:05.179	37.761	232.3	46:33.503	19	2	2:35.593	43.408	1:11.974	40.211	247.7	1:04:03.492		
16	3	2:23.737	42.522	1:03.776	37.439	232.8	48:57.240	20	2	2:39.758	43.000	1:13.710	43.048	256.5	1:06:43.250		
17	3	2:25.629	41.906	1:06.293	37.430	243.8	51:22.869								5 ORACLE TSL Radical RS5		
18	3	5:07.223	3:22.853	1:06.635	37.735	221.3	56:30.092	1. Cédric WAUTERS			3. Eric WOUTERS			2			
19	3	2:26.786	42.699	1:06.366	37.721	227.8	58:56.878	2. Raf VAN BELLE									
20	3	3:52.120	2:08.175	1:05.894	38.051	221.3	1:02:48.998	1	1	14:47.784	...	1:14.715	44.113	177.0	14:47.784		
21	3	2:22.786	42.488	1:02.965	37.333	231.3	1:05:11.784	2	1	2:51.746	49.791	1:14.258	47.697	192.9	17:39.530		
22	3	2:22.072	42.208	1:02.762	37.102	229.3	1:07:33.856	3	1	11:18.673	9:24.172	1:11.448	43.053	185.2	28:58.202		
2 Russel Racing by DVB Racing Norma M20 FC																	
1. Frank THIERS			3. Gilles MAGNUS			2											
2. Hans THIERS																	
1	3	4:13.437	2:29.630	1:06.494	37.313	188.5	4:13.437	4	1	2:46.251	50.548	1:12.028	43.675	192.9	31:44.453		
2	3	2:21.986	42.526	1:02.868	36.592	234.3	6:35.423	5	1	2:47.618	49.867	1:13.651	44.100	193.2	34:32.071		
3	3	2:21.339	41.514	1:03.608	36.217	241.1	8:56.762	6	1	6:35.722	4:39.779	1:12.024	43.919	182.4	41:07.793		
4	3	2:20.257	41.235	1:02.546	36.476	243.2	11:17.019	7	1	2:44.731	49.891	1:11.462	43.378	192.5	43:52.524		
5	2	4:22.004	2:36.085	1:07.727	38.192	225.9	15:39.023	8	1	2:45.018	49.557	1:11.843	43.618	197.1	46:37.542		
6	2	2:28.929	42.227	1:08.725	37.977	234.8	18:07.952	9	1	2:47.242	49.528	1:13.846	43.868	197.8	49:24.784		
7	2	8:02.766	6:13.028	1:10.859	38.879	218.2	26:10.717	10	1	2:45.609	49.995	1:12.036	43.578	193.2	52:10.393		
8	2	2:27.869	42.777	1:07.760	37.332	237.9	28:38.586								7 VR Racing Qvick Motors BMW M2 MARC V8		
9	2	2:27.058	43.308	1:05.587	38.163	235.3	31:05.644	1. Erik QVICK						1			
10	2	2:25.112	42.424	1:05.594	37.094	240.5	33:30.756	2. Tom VAN ROMPUY									
11	2	2:27.535	43.162	1:06.306	38.067	234.3	35:58.291	1	2	3:07.452	1:08.953	1:17.526	40.973	131.4	3:07.452		
12	1	4:47.066	2:57.881	1:10.112	39.073	199.3	40:45.357	2	2	2:37.142	44.609	1:12.622	39.911	219.1	5:44.594		
13	1	2:31.212	43.928	1:08.539	38.745	225.9	43:16.569	3	2	2:35.212	42.966	1:12.780	39.466	227.4	8:19.806		
14	1	2:38.700	43.397	1:06.917	48.386	227.8	45:55.269	4	2	2:33.961	42.718	1:11.558	39.685	225.0	10:53.767		
15	1	2:32.012	45.305	1:07.707	39.000	233.8	48:27.281	5	2	3:56.289	2:05.714	1:11.241	39.334	223.1	14:50.056		
16	1	2:29.693	43.647	1:07.159	38.887	232.8	50:56.974	6	2	2:37.075	42.894	1:11.246	42.935	228.8	17:27.131		
17	1	2:29.862	43.229	1:07.273	39.360	235.3	53:26.836	7	1	8:52.567	6:46.924	1:24.186	41.457	161.4	26:19.697		
18	1	2:30.594	43.185	1:08.041	39.368	237.4	55:57.430	8	1	2:32.620	43.073	1:11.064	38.483	232.3	28:52.317		
19	1	2:30.372	43.038	1:08.434	38.900	234.8	58:27.802	9	1	2:29.809	42.033	1:09.497	38.279	250.0	31:22.126		
20	1	2:30.944	44.052	1:08.152	38.740	233.3	1:00:58.746	10	1	2:33.163	41.804	1:10.509	40.850	251.2	33:55.289		
21	1	2:29.712	43.668	1:07.510	38.534	234.3	1:03:28.458	11	1	8:54.481	7:04.231	1:10.160	40.090	227.4	42:49.770		
22	1	2:29.106	43.293	1:06.682	39.131	235.3	1:05:57.564	12	1	2:33.085	43.655	1:10.292	39.138	228.8	45:22.855		
																8 Independent Motorsports Porsche 991	
1. Guy VERHEYEN			3. Pieder DECURTINS			1											
2. Chris MATTHEUS																	
1	2	6:37.525	4:36.736	1:19.651	41.138	187.8	6:37.525	1	2	2:52.594	1:00.143	1:13.575	38.876	197.1	2:52.594		
2	2	2:37.428	43.819	1:13.982	39.627	243.8	9:14.953	2	2	2:29.543	42.433	1:09.438	37.672	248.3	5:22.137		
3	2	2:34.829	43.351	1:12.018	39.460	255.3	11:49.782	3	2	2:26.994	41.619	1:07.660	37.715	256.5	7:49.131		
4	2	2:34.616	43.496	1:11.699	39.421	230.8	14:24.398	4	2	2:27.728	42.125	1:07.823	37.780	254.7	10:16.859		
																5	
																6	
																7	
																8	
																9	



BELCAR ENDURANCE CHAMPIONSHIP


SPA EURO RACE

QUALIFYING

Sector Analysis

■ Personal Best
 ■ Session Best
 ■ Crossing the finish line in pit lane

Lap	D	Time	Sector 1	Sector 2	Sector 3	T. Spd	Elapsed	Lap	D	Time	Sector 1	Sector 2	Sector 3	T. Spd	Elapsed								
10	2	2:32.675	42.328	1:10.430	39.917	259.6	30:57.170	4	1	8:40.666	6:32.975	1:22.359	45.332	175.3	25:54.128								
11	2	2:30.967	42.771	1:09.986	38.210	257.1	33:28.137	5	1	2:55.532	51.505	1:17.807	46.220	197.1	28:49.660								
12	2	4:32.585	2:40.780	1:12.541	39.264	210.9	38:00.722	6	1	3:17.874	51.420	1:27.348	59.106	198.9	32:07.534								
13	2	2:29.085	41.857	1:09.208	38.020	255.3	40:29.807	7	1	8:22.628	6:11.847	1:25.032	45.749	173.9	40:30.162								
14	2	2:28.584	41.606	1:09.052	37.926	256.5	42:58.391	8	1	2:54.692	51.789	1:17.597	45.306	199.6	43:24.854								
15	2	2:29.234	41.536	1:09.327	38.371	259.6	45:27.625	9	1	2:54.924	51.405	1:17.331	46.188	198.9	46:19.778								
16	2	4:05.010	2:16.017	1:09.870	39.123	230.8	49:32.635	10	1	7:49.564	5:38.033	1:23.777	47.754	178.2	54:09.342								
17	2	2:27.652	41.929	1:08.434	37.289	257.8	52:00.287	<div style="border: 1px solid black; padding: 5px;"> 21 Comparex Racing by EMG Motorspc Porsche 991 1. Steve VANBELLINGEN 2. Wiebe WIJZES </div>															
18	2	2:38.018	42.567	1:09.639	45.812	237.9	54:38.305																
19	2	6:55.645	3:16.373	1:27.334	2:11.938	162.9	1:01:33.950																
<div style="border: 1px solid black; padding: 5px;"> 10 MDK Motorsport Norma M20 FC 1. Thomas VAUTERIN 2. Pierre VAUTERIN </div>															1	1	4:09.899	2:14.580	1:15.733	39.586	197.4	4:09.899	
															2	1	2:36.334	43.201	1:13.721	39.412	235.3	6:46.233	
															3	1	2:36.143	43.690	1:13.183	39.270	233.3	9:22.376	
															4	1	4:26.882	2:33.569	1:14.172	39.141	235.8	13:49.258	
															5	1	2:36.937	42.803	1:12.828	41.306	254.1	16:26.195	
															6	1	10:54.198	8:53.454	1:17.960	42.784	171.2	27:20.392	
															7	1	2:38.431	44.706	1:13.696	40.029	241.1	29:58.823	
								8	1	2:40.531	44.430	1:12.886	43.215	241.1	32:39.354								
								9	1	5:55.622	3:58.461	1:15.612	41.549	211.4	38:34.976								
								10	1	2:41.165	43.909	1:15.111	42.145	247.1	41:16.141								
11	1	4:52.150	2:56.834	1:15.390	39.926	177.3	46:08.291																
12	1	2:31.810	43.042	1:10.164	38.604	249.4	48:40.101																
13	1	2:30.388	41.859	1:03.746	37.443	240.0	33:55.564																
14	1	2:33.609	42.061	1:12.286	39.262	237.4	36:29.173																
15	1	2:31.158	41.864	1:08.200	41.094	236.8	39:00.331																
16	1	2:28.267	42.374	1:05.334	40.559	236.8	41:28.598																
17	1	2:34.797	42.975	1:14.124	37.698	211.4	44:03.395																
18	1	6:27.862	4:26.810	1:14.605	46.447	223.1	50:31.257																
19	1	2:26.657	42.351	1:06.228	38.078	235.3	52:57.914																
17	1	2:33.289	42.264	1:08.975	42.050	232.8	55:31.203																
18	1	3:20.962	1:13.947	1:28.641	38.374	160.7	58:52.165																
19	1	2:25.840	42.143	1:05.898	37.799	237.4	1:01:18.005																
<div style="border: 1px solid black; padding: 5px;"> 11 PG Motorsport Porsche Cayman GT4 1. Stienes LONGIN 2. Marnik BATTERYN </div>								1	1	8:36.641	6:19.108	1:29.125	48.408	153.6	8:36.641								
								2	1	3:02.662	53.014	1:22.994	46.654	194.9	11:39.303								
								3	1	3:01.994	52.488	1:23.577	45.929	193.5	14:41.297								
								4	1	3:02.334	51.942	1:21.202	49.190	196.4	17:43.631								
								5	1	10:22.014	8:15.685	1:21.256	45.073	186.9	28:05.644								
								6	1	2:52.645	50.396	1:17.990	44.259	201.5	30:58.289								
								<div style="border: 1px solid black; padding: 5px;"> 22 Heli Racing BMW 120D 1. Gunther VAN DEN HOVE 2. Wim BRADT </div>								1	3	3:36.911	1:40.788	1:15.794	40.329	220.4	3:36.911
																2	3	2:34.943	43.511	1:10.938	40.494	227.8	6:11.854
																3	3	2:33.370	42.837	1:10.929	39.604	244.9	8:45.224
																4	3	2:30.624	42.433	1:09.444	38.747	254.7	11:15.848
5	3	2:30.474	42.461	1:09.602	38.411	255.9	13:46.322																
6	3	2:30.016	42.534	1:09.116	38.366	252.9	16:16.338																
7	2	9:28.080	7:32.829	1:15.774	39.477	219.5	25:44.417																
8	2	2:34.122	43.587	1:11.262	39.273	243.8	28:18.539																
9	2	2:33.874	42.836	1:11.990	39.048	244.9	30:52.413																
10	2	2:31.752	42.561	1:10.630	38.561	246.6	33:24.165																
11	2	2:34.278	42.700	1:12.098	39.480	252.9	35:58.443																
12	2	2:40.333	43.997	1:15.582	40.754	212.2	38:38.776																
13	2	4:08.103	2:18.132	1:10.953	39.018	220.9	42:46.879																
14	2	2:30.715	42.607	1:09.936	38.172	247.1	45:17.594																
15	3	4:27.165	2:33.507	1:14.516	39.142	192.9	49:44.759																
16	3	2:28.666	42.076	1:09.173	37.417	256.5	52:13.425																
17	3	2:36.929	41.769	1:08.044	47.116	257.1	54:50.354																
<div style="border: 1px solid black; padding: 5px;"> 24 PK Carsport Porsche 991 1. Anthony KUMPEN 2. Tom BOONEN 3. Bert LONGIN </div>								1	1	11:17.930	8:57.400	1:31.444	49.086	127.5	11:17.930								
								2	1	2:58.026	52.732	1:19.104	46.190	196.7	14:15.956								
								3	1	2:57.507	51.627	1:20.361	45.519	193.5	17:13.463								
								<div style="border: 1px solid black; padding: 5px;"> 16 JJ Motorsport BMW 325i 1. Pieter DENYS 2. Gregroy EYCKMANS </div>								1	1	2:32.675	42.328	1:10.430	39.917	259.6	30:57.170
																2	1	2:30.967	42.771	1:09.986	38.210	257.1	33:28.137
																3	1	4:32.585	2:40.780	1:12.541	39.264	210.9	38:00.722
																4	1	2:29.085	41.857	1:09.208	38.020	255.3	40:29.807
																5	1	2:28.584	41.606	1:09.052	37.926	256.5	42:58.391
																6	1	2:29.234	41.536	1:09.327	38.371	259.6	45:27.625
																7	1	4:05.010	2:16.017	1:09.870	39.123	230.8	49:32.635
8	1	2:27.652	41.929	1:08.434	37.289	257.8	52:00.287																
9	1	2:38.018	42.567	1:09.639	45.812	237.9	54:38.305																
10	1	6:55.645	3:16.373	1:27.334	2:11.938	162.9	1:01:33.950																



BELCAR ENDURANCE CHAMPIONSHIP


SPA EURO RACE

QUALIFYING

Sector Analysis

■ Personal Best ■ Session Best B Crossing the finish line in pit lane

Lap	D	Time	Sector 1	Sector 2	Sector 3	T. Spd	Elapsed	Lap	D	Time	Sector 1	Sector 2	Sector 3	T. Spd	Elapsed
18	3	2:28.046	41.499	1:08.127	38.420	258.4	57:18.400	6	1	2:55.968			44.348		30:04.319
19	3	2:27.040	41.335	1:08.146	37.559	259.0	59:45.440	7	1	2:52.162			43.966		32:56.481
20	3	2:26.496	41.472	1:07.529	37.495	257.8	1:02:11.936	8	1	2:53.003			43.714		35:49.484
21	3	2:27.578	41.334	1:07.954	38.290	258.4	1:04:39.514	9	1	2:52.220			44.064		38:41.704
22	3	2:36.103	43.870	1:11.478	40.755	200.7	1:07:15.617	10	1	2:50.445			43.941		41:32.149
30 Selleslagh Racing Team AMG Mercedes GT4 3 1.Nicolas VAN DIERENDONK.Filip TEUNKENS 2.Johan VANNERUM								11 1 2:49.435 43.407 44:21.584 12 1 2:49.203 43.671 47:10.787 13 1 2:49.884 44.139 50:00.671 14 1 2:47.821 43.233 52:48.492 15 1 2:50.508 45.049 55:39.000 16 1 2:47.539 43.376 58:26.539 17 1 2:48.385 43.129 1:01:14.924 18 1 2:49.078 44.109 1:04:04.002 19 1 2:47.746 43.309 1:06:51.748							
1	1	7:01.235	5:04.874	1:15.846	40.515	201.1	7:01.235	36 JJ Motorsport BMW 325i 5 1.Guido WERCKX 2.Tom WERCKX							
2	1	2:34.971	44.728	1:10.824	39.419	245.5	9:36.206	1	1	14:11.282	...	1:30.595	50.600	161.0	14:11.282
3	1	2:36.011	44.584	1:11.264	40.163	244.3	12:12.217	2	1	3:13.878	55.762	1:26.068	52.048	173.6	17:25.160
4	1	2:34.510	44.493	1:10.408	39.609	244.3	14:46.727	3	1	9:11.669	6:58.130	1:24.745	48.794	179.1	26:36.828
5	2	5:00.516	2:51.062	1:18.136	51.318	209.3	19:47.243	4	1	3:00.823	53.119	1:20.948	46.756	193.9	29:37.651
6	2	6:23.418	4:25.883	1:14.797	42.738	220.9	26:10.660	5	1	3:03.191	52.667	1:21.338	49.186	195.3	32:40.842
7	2	2:38.500	45.691	1:11.994	40.815	241.6	28:49.160	6	1	3:02.974	55.224	1:21.143	46.607	189.8	35:43.816
8	2	2:37.819	45.101	1:12.504	40.214	243.8	31:26.979	7	1	2:59.167	52.780	1:19.673	46.714	194.6	38:42.983
9	2	2:37.452	45.029	1:12.316	40.107	242.7	34:04.431	8	1	2:59.887	52.682	1:20.593	46.612	195.7	41:42.870
10	2	2:38.391	45.416	1:12.619	40.356	241.6	36:42.822	9	1	4:56.320	2:39.463	1:23.978	52.879	185.6	46:39.190
11	2	4:34.511	2:40.361	1:13.870	40.280	231.8	41:17.333	10	1	3:00.729	52.634	1:21.327	46.768	199.3	49:39.919
12	2	2:36.372	44.550	1:12.037	39.785	244.9	43:53.705	11	1	2:59.164	52.408	1:20.327	46.429	196.4	52:39.083
13	2	2:40.476	44.669	1:14.334	41.473	232.3	46:34.181	12	1	3:02.188	52.467	1:21.760	47.961	194.9	55:41.271
14	2	2:36.193	44.588	1:12.061	39.544	246.0	49:10.374	13	1	2:59.591	51.843	1:21.023	46.725	196.7	58:40.862
15	2	2:39.147	44.578	1:12.784	41.785	244.9	51:49.521	14	1	3:00.912	52.046	1:21.899	46.967	196.7	1:01:41.774
16	1	5:42.389	3:29.507	1:28.293	44.589	189.1	57:31.910	15	1	2:57.492	51.679	1:19.502	46.311	197.4	1:04:39.266
17	1	2:37.833	45.523	1:12.244	40.066	243.8	1:00:09.743	16	1	2:58.171	51.983	1:19.760	46.428	198.5	1:07:37.437
18	1	2:35.079	44.561	1:10.889	39.629	244.9	1:02:44.822	42 BMW Team van der Horst BMW 325i 5 1.Niels DE KERPEL 2.Jeromy HESSELS							
19	1	2:35.074	44.882	1:10.659	39.533	242.2	1:05:19.896	1	1	6:10.099	3:57.116	1:25.606	47.377	155.4	6:10.099
20	1	2:33.911	44.432	1:10.132	39.347	244.9	1:07:53.807	2	1	2:59.825	52.887	1:19.813	47.125	198.5	9:09.924
31 Selleslagh Racing Team AMG Mercedes GT4 3 1.Wim SPINOY 2.Ward SLUYS								3	1	2:58.400	52.543	1:19.829	46.028	200.0	12:08.324
1	1	8:56.038	6:53.389	1:20.836	41.813	118.4	8:56.038	4	1	2:57.952	51.751	1:20.013	46.188	199.3	15:06.276
2	1	2:46.565	47.218	1:17.247	42.100	231.8	11:42.603	5	1	11:17.178	8:58.821	1:28.998	49.359	168.2	26:23.453
3	1	2:44.197	47.092	1:14.931	42.174	237.9	14:26.800	6	1	3:08.788	54.670	1:25.276	48.842	195.7	29:32.241
4	1	2:43.762	46.182	1:15.239	42.341	234.8	17:10.562	7	1	3:10.029	54.833	1:25.063	50.133	192.2	32:42.270
5	1	9:50.739	7:52.040	1:16.794	41.905	221.3	27:01.300	8	1	3:05.554	54.169	1:23.376	48.009	194.2	35:47.824
6	1	2:40.169	46.912	1:12.281	40.976	239.5	29:41.469	9	1	3:07.024	54.470	1:24.343	48.211	197.4	38:54.848
7	1	2:39.465	45.480	1:12.787	41.198	241.1	32:20.934	10	1	3:07.553	54.417	1:23.985	49.151	196.4	42:02.401
8	1	2:41.023	45.315	1:13.806	41.902	231.8	35:01.957	11	1	3:06.268	54.633	1:23.196	48.439	194.6	45:08.669
9	1	4:58.413	3:05.930	1:12.657	39.826	225.5	40:00.370	12	1	5:48.528	3:37.618	1:24.127	46.783	170.1	50:57.197
10	1	2:34.851	44.597	1:10.749	39.505	243.8	42:35.221	13	1	3:00.095	52.778	1:20.624	46.693	197.8	53:57.292
11	1	2:35.148	44.420	1:10.377	40.351	244.3	45:10.369	14	1	3:00.738	52.481	1:21.937	46.320	199.6	56:58.030
12	1	2:37.362	44.362	1:10.486	42.514	244.3	47:47.731	15	1	2:59.269	52.387	1:20.639	46.243	198.9	59:57.299
13	1	5:35.957	3:43.234	1:13.126	39.597	226.4	53:23.688	16	1	2:59.015	52.514	1:20.234	46.267	198.9	1:02:56.314
14	1	2:35.694	44.521	1:11.382	39.791	243.2	55:59.382	17	1	3:02.486	54.437	1:20.592	47.457	193.5	1:05:58.800
15	1	2:35.088	44.374	1:10.443	40.271	243.8	58:34.470	44 Belgium Driver Academy vzw Wolf GB08 2 1.Maxim PAMPPEL 2.Martin DOUBEK							
16	1	2:35.292	44.468	1:11.518	39.306	246.0	1:01:09.762	1	1	8:11.856	6:11.992	1:18.635	41.229	177.6	8:11.856
17	1	2:34.692	44.349	1:11.014	39.329	244.9	1:03:44.454								
18	1	2:34.389	44.225	1:10.849	39.315	246.0	1:06:18.843								
32 DBJE Racing BMW M235i 3 1.Denys BUFFET 2.Emilien BUFFET															
1	1	9:58.483			50.628		9:58.483								
2	1	3:00.472			46.274		12:58.955								
3	1	3:02.919			47.079		16:01.874								
4	1	3:29.917			1:12.647		19:31.791								
5	1	7:36.561			46.870		27:08.351								



BELCAR ENDURANCE CHAMPIONSHIP


SPA EURO RACE

QUALIFYING

Sector Analysis

Personal Best Session Best B Crossing the finish line in pit lane

Lap	D	Time	Sector 1	Sector 2	Sector 3	T. Spd	Elapsed	Lap	D	Time	Sector 1	Sector 2	Sector 3	T. Spd	Elapsed
2	1	2:33.994	45.807	1:08.968	39.219	216.9	10:45.850	13	2	2:43.267	47.353	1:13.921	41.993	219.1	1:01:17.333
3	1	2:32.563	44.728	1:08.739	39.096	219.5	13:18.413	14	2	2:45.306	47.461	1:15.331	42.514	219.5	1:04:02.639
4	1	2:32.336	44.725	1:08.419	39.192	218.6	15:50.749	15	2	2:43.799	47.539	1:14.176	42.084	214.7	1:06:46.438
5	1	3:35.446	47.423	1:20.025	1:27.998	217.7	19:26.195	57 QSR Racing School BMW 325i 1.Joël UYLENBROECK 3.Johnny DE BREUCKER 5 2.Luc JANSSENS							
6	1	7:25.115	5:26.243	1:17.235	41.637	212.2	26:51.309	1	1	5:45.558	3:12.354	1:38.711	54.493	150.0	5:45.558
7	1	2:36.908	46.752	1:09.804	40.352	218.2	29:28.217	2	1	3:24.315	58.613	1:33.684	52.018	178.5	9:09.873
8	1	2:34.775	44.863	1:09.697	40.215	220.4	32:02.992	3	1	3:17.269	58.048	1:28.399	50.822	175.3	12:27.142
9	1	2:34.252	45.070	1:09.725	39.457	217.7	34:37.244	4	1	3:16.428	57.764	1:27.736	50.928	180.9	15:43.570
10	1	2:33.254	45.068	1:08.755	39.431	216.4	37:10.498	5	1	3:44.287	57.405	1:33.853	1:13.029	180.9	19:27.857
11	1	2:32.615	45.162	1:08.027	39.426	217.3	39:43.113	6	1	7:26.282	5:05.864	1:29.865	50.553	158.4	26:54.138
12	1	2:32.365	44.859	1:08.202	39.304	220.9	42:15.478	7	1	3:07.590	55.502	1:23.333	48.755	180.6	30:01.728
13	1	4:37.985	2:48.378	1:09.657	39.950	204.9	46:53.463	8	1	3:04.417	54.887	1:22.057	47.473	188.5	33:06.145
14	1	2:33.322	44.958	1:08.091	40.273	219.1	49:26.785	9	1	3:03.200	54.563	1:21.379	47.258	186.9	36:09.345
15	1	2:31.592	44.777	1:07.193	39.622	218.6	51:58.377	10	1	3:02.809	53.639	1:20.983	48.187	188.8	39:12.154
16	1	2:38.990	44.703	1:11.295	42.992	216.0	54:37.367	11	1	7:19.492	5:04.288	1:26.284	48.920	137.1	46:31.646
17	1	2:31.069	44.567	1:07.346	39.156	220.0	57:08.436	12	1	3:04.533	54.781	1:21.196	48.556	189.8	49:36.179
18	1	2:29.625	44.563	1:05.672	39.390	220.0	59:38.061	13	1	4:29.768	2:22.300	1:20.804	46.664	180.3	54:05.947
19	1	2:28.796	44.552	1:05.456	38.788	219.5	1:02:06.857	14	1	2:58.686	53.023	1:19.576	46.087	194.2	57:04.633
20	1	2:29.703	44.188	1:06.207	39.308	222.7	1:04:36.560	15	1	2:57.864	53.084	1:19.171	45.609	193.2	1:00:02.497
21	1	2:28.776	44.392	1:05.426	38.958	217.7	1:07:05.336	16	1	2:58.187	52.790	1:18.734	46.663	193.5	1:03:00.684
46 BMW Team van der Horst BMW 325i 1.Alex CASCATAU 5 2.Mauro MERCURI								64 KDW Racing BMW M4 GT4 1.Koen DE WIT 3							
1	1	4:46.995	2:35.954	1:23.237	47.804	168.5	4:46.995	1	1	14:35.029	...	1:17.575	41.206	199.6	14:35.029
2	1	2:56.839	52.292	1:18.931	45.616	197.1	7:43.834	2	1	2:39.566	45.425	1:13.118	41.023	233.3	17:14.595
3	1	2:59.270	52.672	1:19.048	47.550	196.0	10:43.104	3	1	9:14.346	7:18.310	1:15.110	40.926	214.7	26:28.940
4	1	2:57.037	51.920	1:18.417	46.700	197.4	13:40.141	4	1	2:42.460	47.495	1:13.628	41.337	220.0	29:11.400
5	1	2:55.994	51.714	1:18.640	45.640	196.7	16:36.135	5	1	2:38.267	44.908	1:13.006	40.353	242.2	31:49.667
6	1	9:44.448	7:27.655	1:28.375	48.418	146.5	26:20.582	6	1	2:38.077	44.639	1:13.150	40.288	241.1	34:27.744
7	1	3:03.508	53.968	1:22.665	46.875	187.5	29:24.090	7	1	5:45.676	3:49.636	1:15.430	40.610	196.0	40:13.420
8	1	3:01.706	53.549	1:21.323	46.834	189.8	32:25.796	8	1	2:35.965	44.246	1:11.509	40.210	238.4	42:49.385
9	1	3:02.043	53.265	1:21.877	46.901	191.2	35:27.839	9	1	2:37.511	44.284	1:12.941	40.286	231.8	45:26.896
10	1	3:02.302	53.335	1:21.932	47.035	190.1	38:30.141	10	1	4:31.912	2:38.307	1:13.200	40.405	199.3	49:58.808
11	1	3:03.349	53.071	1:21.340	48.938	192.2	41:33.490	11	1	2:35.134	44.047	1:11.436	39.651	248.3	52:33.942
12	1	3:01.967	53.779	1:21.260	46.928	189.8	44:35.457	12	1	2:35.178	43.713	1:11.388	40.077	244.9	55:09.120
13	1	3:09.473	56.589	1:24.117	48.767	159.5	47:44.930	69 AR Performance BMW E90 325i 1.Nicolas HERMANS 5 2.Cedric BAETEN							
14	1	4:36.822	2:27.724	1:21.871	47.227	168.2	52:21.752	1	1	9:14.356	7:05.011	1:23.161	46.184	171.2	9:14.356
15	1	2:56.638	51.754	1:18.645	46.239	198.2	55:18.390	2	1	2:58.610	53.003	1:19.481	46.126	198.5	12:12.966
16	1	2:55.693	51.670	1:18.302	45.721	196.7	58:14.083	3	1	2:57.216	52.556	1:18.491	46.169	198.9	15:10.182
17	1	2:55.234	51.540	1:18.083	45.611	196.4	1:01:09.317	4	1	2:57.473	52.596	1:18.559	46.318	198.2	18:07.655
18	1	2:57.100	51.515	1:18.216	47.369	196.7	1:04:06.417	5	1	8:05.236	5:51.589	1:25.520	48.127	179.7	26:12.890
19	1	3:05.098	54.802	1:22.759	47.537	188.5	1:07:11.515	6	1	2:58.857	52.813	1:19.873	46.171	198.9	29:11.747
49 Milo Racing LAMERA 1.Christophe NIVARLET 3 2.Kevin BALTHAZAR								7	1	2:58.010	52.458	1:19.557	45.995	200.7	32:09.757
1	2	3:24.726	1:20.401	1:21.646	42.679	155.8	3:24.726	8	1	2:58.988	52.262	1:19.910	46.816	199.6	35:08.745
2	2	2:40.738	46.767	1:12.650	41.321	215.1	6:05.464	9	1	4:25.280	2:21.254	1:18.626	45.400	185.6	39:34.025
3	2	2:41.380	46.177	1:13.458	41.745	219.1	8:46.844	10	1	2:55.895	52.281	1:18.387	45.227	196.0	42:29.920
4	2	5:56.098	4:00.848	1:13.780	41.470	194.6	14:42.942	11	1	2:55.353	51.668	1:18.507	45.178	200.4	45:25.273
5	2	2:42.780	46.674	1:12.158	43.948	214.7	17:25.722	12	1	2:55.493	51.994	1:18.313	45.186	203.4	48:20.766
6	2	9:00.908	6:58.553	1:17.965	44.390	186.2	26:26.629	13	1	2:55.142	51.647	1:18.452	45.043	202.6	51:15.908
7	2	16:19.665	...	1:13.379	41.291	210.9	42:46.294	14	1	2:55.742	51.761	1:18.694	45.287	201.1	54:11.650
8	2	2:40.372	46.485	1:12.181	41.706	220.4	45:26.666	15	1	2:54.600	51.655	1:17.977	44.968	203.0	57:06.250
9	2	2:39.802	46.577	1:11.805	41.420	216.9	48:06.468	16	1	2:55.361	51.159	1:19.118	45.084	204.5	1:00:01.611
10	2	2:38.906	46.255	1:11.681	40.970	216.9	50:45.374								
11	2	2:40.300	45.991	1:13.185	41.124	217.3	53:25.674								
12	2	5:08.392	3:08.727	1:16.904	42.761	185.9	58:34.066								



BELCAR ENDURANCE CHAMPIONSHIP


SPA EURO RACE

QUALIFYING

Sector Analysis

Personal Best Session Best B Crossing the finish line in pit lane

Lap	D	Time	Sector 1	Sector 2	Sector 3	T. Spd	Elapsed	Lap	D	Time	Sector 1	Sector 2	Sector 3	T. Spd	Elapsed	
70	AR Performance 1. Ines LAMMENS 2. Davy SUFFELEERS							BMW E90 325i 5	5	1	2:34.525	43.188	1:10.833	40.504	239.5	15:55.626
1	1	9:33.973	7:18.461	1:26.584	48.928	128.4	9:33.973	6	1	10:11.919	8:19.882	1:12.523	39.514	214.7	26:07.544	
2	1	3:07.973	56.901	1:22.805	48.267	151.7	12:41.946	7	1	2:29.152	41.712	1:09.593	37.847	242.2	28:36.696	
3	1	20:40.697	...	1:24.285	46.771	166.4	33:22.642	8	1	2:28.282	41.814	1:08.743	37.725	254.1	31:04.978	
4	1	2:57.078	52.880	1:18.655	45.543	196.7	36:19.720	9	1	7:05.263	5:11.000	1:14.567	39.696	214.3	38:10.241	
5	1	3:02.329	52.433	1:19.921	49.975	197.4	39:22.049	10	1	2:26.983	42.266	1:07.612	37.105	252.9	40:37.224	
6	1	2:56.507	52.425	1:18.558	45.524	197.8	42:18.556	11	1	2:25.706	41.237	1:07.324	37.145	257.1	43:02.930	
7	1	4:57.990	2:39.188	1:28.338	50.464	171.2	47:16.546	12	1	2:50.016	40.939	1:07.685	1:01.392	260.2	45:52.946	
8	1	3:09.479	55.889	1:24.872	48.718	189.1	50:26.025	13	1	2:36.181	45.163	1:09.074	41.944	246.6	48:29.127	
9	1	3:08.500	55.473	1:24.183	48.844	188.8	53:34.525	14	1	7:52.014	5:59.548	1:13.109	39.357	194.2	56:21.141	
10	1	3:08.752	55.821	1:24.115	48.816	186.5	56:43.277	15	1	2:33.520	43.403	1:11.366	38.751	241.1	58:54.661	
								16	1	2:32.611	42.442	1:10.323	39.846	254.7	1:01:27.272	
								17	1	2:34.158	43.392	1:10.934	39.832	239.5	1:04:01.430	
								18	1	2:31.872	42.540	1:10.423	38.909	245.5	1:06:33.302	
077	Domec Racing 1. Patrick ENGELEN							Radical RXC 1								
1	1	3:33.380	1:22.250	1:27.934	43.196	125.7	3:33.380									
2	1	2:33.932	46.586	1:09.321	38.025	212.2	6:07.312									
3	1	2:36.086	44.358	1:11.644	40.084	231.3	8:43.398									
4	1	3:46.343	1:59.607	1:09.055	37.681	227.4	12:29.741									
5	1	2:25.529	41.906	1:06.434	37.189	251.2	14:55.270									
6	1	7:34.491	41.934	5:53.911	58.646	238.9	22:29.761									
7	1	31:27.086	...	1:18.673	42.877	197.8	53:56.846									
8	1	2:39.663	45.774	1:13.086	40.803	218.2	56:36.509									
9	1	2:36.611	44.746	1:10.847	41.018	221.8	59:13.120									
10	1	4:29.933	2:37.162	1:13.857	38.914	216.4	1:03:43.053									
11	1	2:32.719	42.406	1:09.808	40.505	246.0	1:06:15.772									
111	Deldiche Racing by JDC Events 1. Luc DE COCK 2. Tim JOOSEN							Norma M20 FC 2								
1	3	2:32.020	45.366	1:10.039	36.615	180.0	2:32.020									
2	3	2:19.306	40.836	1:02.547	35.923	243.2	4:51.326									
3	3	2:19.595	40.922	1:02.475	36.198	243.2	7:10.921									
4	3	2:21.554	40.768	1:04.023	36.763	246.0	9:32.475									
5	3	2:21.762	40.729	1:04.068	36.965	244.9	11:54.237									
6	1	6:07.420	4:11.916	1:07.582	47.922	195.3	18:01.657									
7	1	7:23.805	5:41.668	1:05.298	36.839	221.8	25:25.461									
8	1	2:22.543	42.146	1:03.586	36.811	238.9	27:48.004									
9	1	2:20.912	40.994	1:02.982	36.936	241.6	30:08.916									
10	1	2:27.717	43.193	1:04.641	39.883	238.9	32:36.633									
11	1	2:23.895	40.921	1:04.235	38.739	242.7	35:00.528									
12	1	4:08.395	2:19.184	1:11.599	37.612	228.8	39:08.923									
13	1	2:27.394	41.844	1:08.852	36.698	240.0	41:36.317									
14	1	2:26.082	43.446	1:05.517	37.119	236.3	44:02.399									
15	1	2:24.775	41.269	1:06.643	36.863	244.3	46:27.174									
16	1	2:25.063	41.595	1:04.941	38.527	241.6	48:52.237									
17	1	2:25.454	41.451	1:07.334	36.669	244.3	51:17.691									
18	1	4:00.009	2:14.777	1:07.658	37.574	203.0	55:17.700									
19	1	2:20.043	40.697	1:02.698	36.648	244.3	57:37.743									
20	3	4:51.594	3:06.515	1:06.163	38.916	234.8	1:02:29.337									
21	3	2:22.963	41.756	1:04.846	36.361	237.4	1:04:52.300									
22	3	2:23.500	41.843	1:05.058	36.599	235.8	1:07:15.800									
123	RBC Race Team 1. Michael ROSKAM 2. Dave VAN DE VELDE							Saker RAPX 3								
1	3	8:32.017	6:10.219	1:31.734	50.064	136.9	8:32.017									
2	3	3:50.841	1:39.965	1:25.062	45.814	184.0	12:22.858									
3	3	3:00.035	50.375	1:23.195	46.465	200.7	15:22.893									
4	3	3:32.807	49.934	1:33.110	1:09.763	196.0	18:55.700									
5	2	8:02.520	5:49.775	1:25.798	46.947	178.8	26:58.219									
6	2	2:57.856	51.007	1:21.748	45.101	187.2	29:56.075									
7	2	2:58.780	50.464	1:23.029	45.287	215.6	32:54.855									
8	2	2:57.119	50.075	1:21.995	45.049	194.2	35:51.974									
9	2	2:54.704	49.625	1:20.202	44.877	205.7	38:46.678									
10	2	5:10.783	3:11.494	1:16.793	42.496	181.5	43:57.461									
11	2	2:47.033	47.276	1:17.032	42.725	185.9	46:44.494									
12	2	2:48.473	47.764	1:17.728	42.981	195.7	49:32.967									
13	2	2:47.124	48.367	1:16.542	42.215	215.1	52:20.091									
14	2	2:48.275	48.240	1:16.633	43.402	209.3	55:08.366									
15	2	5:48.660	3:49.110	1:16.713	42.837	208.5	1:00:57.026									
99	Belgium Racing 1. Dylan DERDAELE 2. Nicolas SAELENS							Porsche 991 1								
1	1	5:36.379	3:30.830	1:20.712	44.837	183.7	5:36.379									
2	1	2:40.221	44.622	1:16.135	39.464	212.6	8:16.600									
3	1	2:32.551	43.206	1:10.929	38.416	239.5	10:49.151									
4	1	2:31.950	42.987	1:10.333	38.630	246.6	13:21.101									



BELCAR ENDURANCE CHAMPIONSHIP


SPA EURO RACE

QUALIFYING

Sector Analysis

■ Personal Best ■ Session Best ■ Crossing the finish line in pit lane

Lap	D	Time	Sector 1	Sector 2	Sector 3	T. Spd	Elapsed	Lap	D	Time	Sector 1	Sector 2	Sector 3	T. Spd	Elapsed
16	2	2:47.034	47.965	1:16.534	42.535	216.9	1:03:44.060	12	3	2:38.170	45.353	1:12.328	40.489	235.8	44:40.454
17	2	2:46.189	47.186	1:16.359	42.644	205.7	1:06:30.249	13	3	2:37.108	44.857	1:11.916	40.335	237.9	47:17.562
157 G&R Motorsport BMW M3 E46 1.Danny VAN DOSSELAER 3.Geert HOUTHOOFD 2.Karlo VAN DOSSELAER 4								254 QSR Racing School AMG Mercedes GT4 1.Jimmy DE BREUCKER 3.Kenneth HEYER 2.Yannick HOOGAARS							
1	1	8:49.222	6:32.663	1:28.444	48.115	146.5	8:49.222	1	2	7:02.333	4:48.279	1:28.143	45.911	108.2	7:02.333
2	1	2:56.860	50.858	1:21.332	44.670	174.8	11:46.082	2	2	2:40.389	46.808	1:12.780	40.801	234.8	9:42.722
3	2	7:36.131	4:21.606	1:46.782	1:27.743	142.7	19:22.213	3	2	3:57.775	2:05.264	1:11.910	40.601	214.7	13:40.497
4	2	7:49.298	5:27.942	1:31.129	50.227	168.2	27:11.510	4	2	2:35.684	45.233	1:10.744	39.707	238.4	16:16.181
5	2	3:01.206	50.861	1:24.160	46.185	177.6	30:12.716	5	2	3:16.991	45.591	1:18.988	1:12.412	239.5	19:33.172
6	2	4:59.623	2:53.413	1:20.708	45.502	173.4	35:12.339	6	2	7:08.229	5:06.541	1:19.404	42.284	202.2	26:41.400
7	2	2:53.848	49.277	1:20.323	44.248	184.9	38:06.187	7	2	2:42.360	46.449	1:15.003	40.908	234.3	29:23.760
8	2	2:50.521	48.511	1:18.325	43.685	178.2	40:56.708	8	2	2:38.659	44.915	1:13.248	40.496	240.5	32:02.419
9	2	2:51.771	49.742	1:18.026	44.003	172.0	43:48.479	9	2	2:39.220	45.990	1:13.004	40.226	216.4	34:41.639
10	2	2:51.804	48.484	1:18.925	44.395	177.9	46:40.283	10	2	2:36.928	44.856	1:11.767	40.305	238.9	37:18.567
11	2	2:50.676	47.819	1:18.129	44.728	181.8	49:30.959	11	2	2:36.863	44.637	1:11.728	40.498	241.1	39:55.430
12	2	2:57.546	51.273	1:20.861	45.412	163.4	52:28.505	12	2	6:16.263	4:10.949	1:23.381	41.933	132.4	46:11.693
13	3	4:51.909	2:43.492	1:21.731	46.686	154.9	57:20.414	13	2	2:42.139	45.824	1:13.034	43.281	234.8	48:53.832
14	3	2:59.368	51.150	1:20.381	47.837	167.4	1:00:19.782	14	2	2:37.675	45.090	1:11.837	40.748	242.7	51:31.507
15	3	2:57.319	50.386	1:21.253	45.680	167.2	1:03:17.101	15	2	2:40.540	45.330	1:11.984	43.226	239.5	54:12.047
16	3	2:57.454	49.871	1:21.683	45.900	166.4	1:06:14.555	16	2	2:37.811	45.102	1:11.870	40.839	241.1	56:49.858
191 PG Motorsport Porsche 991 1.Thijs HEEZEN 2.Jos MENTEN								300 VDW Motorsport BMW Z3 M 1.Ron VAN DE WATER 3.Pascal DECKERS 2.Edwin BEYERS							
1	1	4:43.948	2:51.180	1:13.155	39.613	226.4	4:43.948	1	2	12:54.934	...	1:32.582	49.169	151.0	12:54.934
2	1	2:31.630	42.531	1:10.589	38.510	254.1	7:15.578	2	2	5:06.017	2:51.170	1:25.016	49.831	175.3	18:00.951
3	1	2:37.778	42.121	1:10.770	44.887	257.1	9:53.356	3	2	8:43.384	6:32.884	1:24.766	45.734	184.3	26:44.334
4	1	5:52.446	3:55.540	1:14.580	42.326	212.6	15:45.802	4	2	2:56.810	50.782	1:20.864	45.164	211.8	29:41.144
5	1	3:37.712	43.715	1:26.019	1:27.978	235.8	19:23.514	5	2	2:58.226	49.816	1:21.257	47.153	197.4	32:39.370
6	1	6:22.444	4:26.612	1:15.792	40.040	209.7	25:45.957	6	2	2:52.917	49.819	1:18.885	44.213	212.6	35:32.287
7	1	2:37.314	43.376	1:14.155	39.783	232.3	28:23.271	7	2	2:52.730	49.945	1:18.716	44.069	216.4	38:25.017
8	1	2:36.145	43.596	1:13.114	39.435	222.2	30:59.416	8	2	2:52.177	49.329	1:17.586	45.262	211.8	41:17.194
9	1	2:37.284	43.209	1:13.926	40.149	248.3	33:36.700	9	2	2:53.725	49.448	1:18.839	45.438	212.6	44:10.919
10	1	5:29.611	3:38.621	1:12.186	38.804	225.5	39:06.311	10	2	6:04.429	3:59.638	1:20.439	44.352	172.8	50:15.348
11	1	2:34.087	42.251	1:12.648	39.188	248.8	41:40.398	11	2	2:52.679	49.582	1:19.438	43.659	210.5	53:08.027
12	1	2:35.585	42.915	1:13.195	39.475	255.9	44:15.983	12	2	2:50.962	49.152	1:17.602	44.208	219.5	55:58.989
13	1	4:34.340	2:44.485	1:11.227	38.628	198.2	48:50.323	13	2	4:43.540	2:41.024	1:18.860	43.656	188.2	1:00:42.529
14	1	2:29.211	41.642	1:09.581	37.988	257.8	51:19.534	14	2	2:47.785	47.727	1:17.050	43.008	212.6	1:03:30.314
15	1	2:28.657	41.702	1:08.987	37.968	257.8	53:48.191	15	2	2:46.561	47.266	1:16.473	42.822	219.5	1:06:16.875
16	1	2:29.521	41.493	1:09.011	39.017	251.7	56:17.712	416 Gamsiz Motorsport BMW GT4 1.Hakan SARI 2.Recep SARI							
17	1	6:13.680	4:19.547	1:14.913	39.220	206.9	1:02:31.392	1	2	25:51.885	...	1:22.913	43.786	160.0	25:51.884
18	1	2:54.374	1:01.349	1:11.313	41.712	198.9	1:05:25.766	2	2	2:41.528	47.260	1:13.536	40.732	227.8	28:33.412
19	1	2:32.793	42.789	1:10.836	39.168	254.1	1:07:58.559	3	2	2:39.675	45.933	1:13.083	40.659	235.8	31:13.087
245 MSE BMW M4 GT4 1.Peter BECKERS 3.Nick GELEEN 2.Bart VAN SAMANG								4	2	2:38.148	45.813	1:11.909	40.426	234.8	33:51.235
1	3	4:32.199	2:26.578	1:22.482	43.139	154.3	4:32.199	5	2	2:47.359	45.750	1:18.027	43.582	233.3	36:38.594
2	3	4:15.635	2:14.060	1:19.585	41.990	191.2	8:47.834	6	2	5:09.754	3:08.781	1:18.878	42.095	214.3	41:48.348
3	3	2:40.310	45.819	1:13.507	40.984	230.8	11:28.144								
4	3	2:40.304	45.790	1:13.190	41.324	217.7	14:08.448								
5	3	2:40.357	45.685	1:13.616	41.056	232.3	16:48.805								
6	3	3:05.817	53.156	1:23.921	48.740	158.6	19:54.622								
7	3	5:47.485	3:50.558	1:15.812	41.115	188.5	25:42.106								
8	3	2:39.990	46.547	1:12.431	41.012	233.3	28:22.096								
9	3	2:42.367	45.305	1:15.166	41.896	223.6	31:04.463								
10	3	8:14.836	6:04.686	1:27.891	42.259	193.9	39:19.299								
11	3	2:42.985	45.731	1:16.476	40.778	236.3	42:02.284								



BELCAR ENDURANCE CHAMPIONSHIP

SPA EURO RACE

QUALIFYING

Sector Analysis

■ Personal Best ■ Session Best B Crossing the finish line in pit lane


Lap	D	Time	Sector 1	Sector 2	Sector 3	T. Spd	Elapsed	Lap	D	Time	Sector 1	Sector 2	Sector 3	T. Spd	Elapsed
7	2	2:43.003	46.375	1:15.128	41.500	234.3	44:31.351								
8	2	2:43.316	45.904	1:15.538	41.874	235.8	47:14.667								
9	2	2:42.541	45.756	1:15.144	41.641	237.9	49:57.208								
10	2	2:42.982	45.415	1:16.040	41.527	237.4	52:40.190								
11	2	2:43.664	46.779	1:14.910	41.975	236.3	55:23.854								
12	2	2:42.151	45.762	1:14.859	41.530	233.3	58:06.005								
13	2	2:42.083	45.669	1:14.945	41.469	235.8	1:00:48.088								
14	2	2:45.324	46.191	1:17.162	41.971	234.3	1:03:33.412								
15	2	2:44.154	45.654	1:15.854	42.646	237.4	1:06:17.566								

911	Speedlover			Porsche 991
	1. Pierre-Yves PAQUE	3. Olivier MEURENS		1
	2. Gregory PAISSE			

1	1	6:38.598	4:30.315	1:25.269	43.014	173.1	6:38.598
2	1	2:37.294	43.664	1:13.801	39.829	236.8	9:15.892
3	1	2:35.796	43.521	1:12.064	40.211	244.9	11:51.688
4	1	4:58.768	2:57.842	1:20.134	40.792	178.5	16:50.456
5	1	3:06.339	52.544	1:27.970	45.825	154.7	19:56.795
6	2	6:07.876	4:07.409	1:18.857	41.610	192.9	26:04.670
7	2	2:39.036	43.602	1:15.006	40.428	234.8	28:43.706
8	2	2:35.141	43.380	1:12.467	39.294	242.2	31:18.847
9	2	2:35.043	42.589	1:12.578	39.876	236.8	33:53.890
10	3	6:24.421	4:22.372	1:21.259	40.790	163.9	40:18.311
11	3	2:31.089	42.102	1:10.034	38.953	234.8	42:49.400
12	3	2:29.537	42.315	1:09.248	37.974	236.8	45:18.937
13	3	2:28.655	41.849	1:08.985	37.821	242.2	47:47.592
14	3	2:28.784	41.728	1:09.142	37.914	240.0	50:16.376
15	3	6:29.395	4:30.124	1:18.159	41.112	172.5	56:45.771
16	3	2:37.458	43.669	1:13.868	39.921	224.5	59:23.229
17	3	2:37.118	43.981	1:13.084	40.053	243.2	1:02:00.347
18	3	2:38.602	42.923	1:13.175	42.504	236.8	1:04:38.949
19	3	2:38.150	43.237	1:13.827	41.086	236.8	1:07:17.099

991	No Speed Limit			Porsche 991
	1. Fred BOUVY	3. Damien COENS		1
	2. Simon TOURNEUR			

1	3	3:59.294	2:08.626	1:11.942	38.726	223.6	3:59.294
2	3	2:31.810	43.659	1:10.070	38.081	247.1	6:31.104
3	3	2:31.140	42.558	1:09.366	39.216	254.1	9:02.244
4	3	2:29.536	42.087	1:09.435	38.014	248.3	11:31.780
5	3	2:29.373	42.056	1:09.413	37.904	254.7	14:01.153
6	2	5:43.441	3:21.369	1:20.830	1:01.242	184.6	19:44.594
7	2	6:04.595	4:12.412	1:12.209	39.974	220.4	25:49.188
8	2	2:30.732	42.274	1:10.414	38.044	248.8	28:19.920
9	2	2:29.438	42.011	1:09.418	38.009	248.8	30:49.358
10	2	2:31.161	42.052	1:10.884	38.225	248.8	33:20.519
11	2	2:34.523	42.398	1:13.345	38.780	231.8	35:55.042
12	2	2:35.020	44.446	1:12.435	38.139	229.3	38:30.062
13	2	4:20.588	2:26.693	1:15.289	38.606	210.9	42:50.650
14	2	2:34.739	43.355	1:11.717	39.667	220.0	45:25.389
15	2	4:33.994	2:39.416	1:15.468	39.110	192.9	49:59.383
16	2	2:29.399	42.521	1:09.121	37.757	250.0	52:28.782
17	2	2:27.721	41.579	1:08.209	37.933	254.7	54:56.503
18	2	2:26.236	41.433	1:07.490	37.313	255.3	57:22.739
19	2	2:29.325	41.398	1:09.488	38.439	257.1	59:52.064
20	2	2:27.215	41.553	1:07.902	37.760	255.9	1:02:19.279
21	2	2:26.713	41.382	1:07.690	37.641	256.5	1:04:45.992
22	2	2:54.654	50.186	1:16.034	48.434	182.4	1:07:40.646



BELCAR ENDURANCE CHAMPIONSHIP

SPA EURO RACE

RACE (180')

Starting Grid


Kurt BULTYNCK	VGL Racing Saker RAPX	12	- 19 -		
2:57.864 Joël UYLENBROECK	QSR Racing School BMW 325i	57	- 18 -	42	BMW Team van der Horst BMW 325i 2:59.015 Niels DE KERPEL
2:56.507 Ines LAMMENS	AR Performance BMW E90 325i	70	- 17 -	36	JJ Motorsport BMW 325i 2:54.492 Guido WERCKX
2:54.692 Pieter DENYS	JJ Motorsport BMW 325i	16	- 16 -	46	BMW Team van der Horst BMW 325i 2:55.234 Alex CASCATAU
2:50.521 Danny VAN DOSSELAER	G&R Motorsport BMW M3 E46	157	- 15 -	69	AR Performance BMW E90 325i 2:54.600 Nicolas HERMANS
2:46.561 Ron VAN DE WATER	VDW Motorsport BMW Z3 M	300	- 14 -	32	DBJE Racing BMW M235i 2:47.539 Denys BUFFET
2:44.731 Cédric WAUTERS	ORACLE TSL Radical RS5	5	- 13 -	123	RBC Race Team Saker RAPX 2:46.189 Michael ROSKAM
2:38.148 Hakan SARI	Gamsiz Motorsport BMW GT4	416	- 12 -	49	Milo Racing LAMERA 2:38.906 Christophe NIVARLET
2:35.684 Jimmy DE BREUCKER	QSR Racing School AMG Mercedes GT4	254	- 11 -	245	MSE BMW M4 GT4 2:37.108 Peter BECKERS
2:34.389 Wim SPINOY	Selleslagh Racing Team AMG Mercedes GT4	31	- 10 -	64	KDW Racing BMW M4 GT4 2:35.134 Koen DE WIT
2:33.251 Stienes LONGIN	PG Motorsport Porsche Cayman GT4	11	- 9 -	30	Selleslagh Racing Team AMG Mercedes GT4 2:33.911 Nicolas VAN DIERENDONCK
2:30.086 Guy VERHEYEN	Speedlover Porsche 991	3	- 8 -	21	Comparex Racing by EMG Motorsport Porsche 991 2:31.797 Steve VANBELLINGEN
2:29.211 Thijs HEEZEN	PG Motorsport Porsche 991	191	- 7 -	94	QSR Racing School Porsche 991 2:29.803 Rodrigue GILLION
2:28.776 Maxim PAMPEL	Belgium Driver Academy vzw Wolf GB08	44	- 6 -	7	VR Racing Qvick Motors BMW M2 MARC V8 2:29.090 Erik QVICK
2:27.578 Anthony KUMPEN	PK Carsport Porsche 991	24	- 5 -	911	Speedlover Porsche 991 2:28.655 Pierre-Yves PAQUE
2:26.994 Xavier STEVENS	Independent Motorsports Porsche 991	8	- 4 -	991	No Speed Limit Porsche 991 2:27.215 Fred BOUVY
2:25.529 Patrick ENGELEN	Domec Racing Radical RXC	077	- 3 -	99	Belgium Racing Porsche 991 2:25.706 Dylan DERDAELE
2:21.585 François BOUILLON	Aqua Protect Racing Team Norma M20 FC	1	- 2 -	10	MDK Motorsport Norma M20 FC 2:22.413 Thomas VAUTERIN
2:20.043 Luc DE COCK	Deldiche Racing by JDC Events Norma M20 FC	111	- 1 -	2	Russel Racing by DVB Racing Norma M20 FC 2:20.257 Frank THIERS

Pole



Stewards:

Timekeeper:



BELCAR ENDURANCE CHAMPIONSHIP

SPA EURO RACE

RACE ((180'))

Classification

Drivers	Team	Vehicle	Class	Laps	Total Time	Gap	Kph	Best Lap	
								Lap	Time Kph
1 2 F. THIERS/H. THIERS/G. MAGNUS/.	Russel Racing by DVB Racing	Norma M20 FC	2	70	3:00:46.356	-	162.7	46	2:21.218 178.5
2 11 L. DE COCK/T. JOOSEN/T. PIESSENS	Deldiche Racing by JDC Events	Norma M20 FC	2	70	3:01:45.613	+1:42.536	161.2	9	2:21.845 177.8
3 1 D. HOUTHOOFF/D. BOUILLON/M. GOOSSENS	Aqua Protect Racing Team	Norma M20 FC	2	70	3:02:28.892	+2:08.649	160.8	14	2:24.175 174.9
4 10 T. VAUTERIN/P. VAUTERIN	MDK Motorsport	Norma M20 FC	2	70	3:02:55.005	+2:08.649	160.8	14	2:24.634 174.3
5 24 A. KUMPEN/T. BOONEN/B. LONGIN	PK Carsport	Porsche 991	1	68	3:01:39.282	2 Laps	157.3	43	2:30.693 167.3
6 191 T. HEEZEN/J. MENTEN	PG Motorsport	Porsche 991	1	68	3:03:06.128	2 Laps	156.1	53	2:29.882 168.2
7 8 X. STEVENS/K. WAUTERS/K. WAUTERS	Independent Motorsports	Porsche 991	1	67	3:02:40.385	3 Laps	154.1	43	2:29.885 168.2
8 077 P. ENGELN	Domec Racing	Radical RXC	1	67	3:02:56.779	3 Laps	153.9	3	2:30.116 168.0
9 99 D. DERDAELE/N. SAELENS	Belgium Racing	Porsche 991	1	67	3:03:08.983	3 Laps	153.7	50	2:29.927 168.2
10 11 P. PAQUE/G. PAISSE/O. MEURENS	Speedlover	Porsche 991	1	66	3:01:32.806	4 Laps	152.8	3	2:30.549 167.5
11 21 S. VANBELLINGEN/W. WIJZES	Compares Racing by EMG Motorsport	Porsche 991	1	66	3:01:40.597	4 Laps	152.7	2	2:32.932 164.9
12 3 G. VERHEYEN/C. MATTHEUS/P. DECURTINS	Speedlover	Porsche 991	1	66	3:02:07.448	4 Laps	152.3	17	2:33.221 164.6
13 11 S. LONGIN/M. BATTERYN	PG Motorsport	Porsche Cayman GT4	3	65	3:01:35.508	5 Laps	150.4	7	2:37.494 160.1
14 7 E. QVICK/T. VAN ROMPUY	VR Racing Qvick Motors	BMW M2 MARC V8	1	65	3:01:38.719	5 Laps	150.4	5	2:31.879 166.0
15 94 R. GILLION/B. VAN HAEREN	QSR Racing School	Porsche 991	1	65	3:02:50.998	5 Laps	149.4	35	2:32.623 165.2
16 64 K. DE WIT	KDW Racing	BMW M4 GT4	3	65	3:02:51.229	5 Laps	149.4	5	2:37.712 159.9
17 31 W. SPINOY/W. SLUYS	Selleslagh Racing Team	AMG Mercedes GT4	3	64	3:02:12.816	6 Laps	147.6	5	2:37.109 160.5
18 49 C. NIVARLET/K. BALTHAZAR	Milo Racing	LAMERA	3	64	3:02:20.264	6 Laps	147.5	61	2:40.783 156.8
19 245 P. BECKERS/B. VAN SAMANG/N. GELEEN	MSE	BMW M4 GT4	3	64	3:02:38.859	6 Laps	147.3	7	2:39.684 157.9
20 30 N. VAN DIERENDONCK/J. VANNERUM/F. TEUNKENS	Selleslagh Racing Team	AMG Mercedes GT4	3	64	3:03:18.605	6 Laps	146.7	8	2:37.506 160.1
21 44 M. PAMPEL/M. DOUBEK	Belgium Driver Academy vzw	Wolf GB08	2	63	3:01:07.335	7 Laps	146.2	53	2:30.599 167.4
22 12 K. BULTYNCK/L. BRANCKAERTS/W. MEIJER	VGL Racing	Saker RAPX	3	63	3:01:46.834	7 Laps	145.6	17	2:37.937 159.6
23 416 H. SARI/R. SARI	Gamsiz Motorsport	BMW GT4	3	62	3:02:52.780	8 Laps	142.5	5	2:39.781 157.8
24 300 R. VAN DE WATER/P. DECKERS/E. BEYERS	VDW Motorsport	BMW Z3 M	4	60	3:02:05.441	10 Laps	138.5	46	2:49.611 148.7
25 157 G. HOUTHOOFF/D. VAN DOSSELAER/K. VAN DOSSELAER/.	G&R Motorsport	BMW M3 E46	4	59	3:02:34.579	11 Laps	135.8	36	2:50.702 147.7
26 36 G. WERCKX/T. WERCKX	JJ Motorsport	BMW 325i	5	59	3:04:07.458	11 Laps	134.7	8	2:58.439 141.3
27 69 N. HERMANS/C. BAETEN/O. HERTSENS	AR Performance	BMW E90 325i	5	58	3:00:49.399	12 Laps	134.8	44	2:57.699 141.9
28 70 I. LAMMENS/D. SUFFELEERS/K. HEIRMAN	AR Performance	BMW E90 325i	5	58	3:01:43.946	12 Laps	134.1	58	2:58.764 141.0
29 46 A. CASCATAU/M. MERCURI	BMW Team van der Horst	BMW 325i	5	58	3:01:52.494	12 Laps	134.0	14	2:57.839 141.8
30 42 N. DE KERPEL/J. HESSELS	BMW Team van der Horst	BMW 325i	5	58	3:03:00.546	12 Laps	133.2	4	2:58.625 141.2
31 32 D. BUFFET/E. BUFFET	DBJE Racing	BMW M235i	3	57	3:01:33.769	13 Laps	131.9	32	2:46.645 151.3
32 254 J. DE BREUCKER/Y. HOOGAARS/K. HEYER	QSR Racing School	AMG Mercedes GT4	3	57	3:01:53.829	13 Laps	131.7	3	2:36.805 160.8
33 57 J. UYLENBROECK/L. JANSSENS/J. DE BREUCKER	QSR Racing School	BMW 325i	5	57	3:03:09.674	13 Laps	130.8	35	3:00.680 139.6
34 16 P. DENYS/G. EYCKMANS	JJ Motorsport	BMW 325i	5	44	3:02:36.554	26 Laps	101.3	30	2:54.781 144.3
35 5 C. WAUTERS/E. WOUTERS/R. VAN BELLE	ORACLE TSL	Radical R55	2	43	3:03:07.249	27 Laps	98.7	37	2:46.702 151.3

Not classified:


123 M. ROSKAM/D. VAN DE VELDE/T. DE MUL	RBC Race Team	Saker RAPX	3	32	1:50:31.985			4	2:46.961 151.0
991 F. BOUVY/S. TOURNEUR/D. COENS	No Speed Limit	Porsche 991	1	26	1:12:16.514			3	2:30.573 167.5

Pole Position	L. DE COCK	2:20.043	180.0 Kph
Fastest Lap	Lap 46 Hans THIERS	2:21.218	178.5 Kph

Published at:

Track Status: **DRY**

Race Director:	Timekeeper:
-----------------------	--------------------



BELCAR ENDURANCE CHAMPIONSHIP

SPA EURO RACE

RACE


Classification by Group

Nr. Drivers	Team	Car	Laps	Total Time	Gap	Kph	Best Lap	
							Lap	Time Kph
BELCAR 1								
1 24 A. KUMPEN / T. BOONEN / B. LONGIN	PK Carsport	Porsche 991	68	3:01:39.282		157.3	43	2:30.693 167.3
2 191 T. HEEZEN / J. MENTEN	PG Motorsport	Porsche 991	68	3:03:06.128	+1'26.846	156.1	53	2:29.882 168.2
3 8 X. STEVENS / K. WAUTERS / K. WAUTERS	Independent Motorsports	Porsche 991	67	3:02:40.385	1 Laps	154.1	43	2:29.885 168.2
4 077 P. ENGELEN	Domec Racing	Radical RXC	67	3:02:56.779	1 Laps	153.9	3	2:30.116 168.0
5 99 D. DERDAELE / N. SAELENS	Belgium Racing	Porsche 991	67	3:03:08.983	1 Laps	153.7	50	2:29.927 168.2
6 911 P. PAQUE / G. PAISSE / O. MEURENS	Speedlover	Porsche 991	66	3:01:32.806	2 Laps	152.8	3	2:30.549 167.5
7 21 S. VANBELLINGEN / W. WIJZES	Comporex Racing by EMG Motorsport	Porsche 991	66	3:01:40.597	2 Laps	152.7	2	2:32.932 164.9
8 3 G. VERHEYEN / C. MATTHEUS / P. DECURTINS	Speedlover	Porsche 991	66	3:02:07.448	2 Laps	152.3	17	2:33.221 164.6
9 7 E. QVICK / T. VAN ROMPUY	VR Racing Qvick Motors	BMW M2 MARC V8	65	3:01:38.719	3 Laps	150.4	5	2:31.879 166.0
10 94 R. GILLION / B. VAN HAEREN	QSR Racing School	Porsche 991	65	3:02:50.998	3 Laps	149.4	35	2:32.623 165.2
Not classified:								
991 F. BOUYV / S. TOURNEUR / D. COENS	No Speed Limit	Porsche 991	26	1:12:16.514			3	2:30.573 167.5
BELCAR 2								
1 2 F. THIERS / H. THIERS / G. MAGNUS / .	Russel Racing by DVB Racing	Norma M20 FC	70	3:00:46.356		162.7	46	2:21.218 178.5
2 111 L. DE COCK / T. JOOSEN / T. PIESSENS	Deldiche Racing by JDC Events	Norma M20 FC	70	3:01:45.613	+59.257	161.8	9	2:21.845 177.8
3 1 D. HOUTHOOFT / F. BOUILLON / M. GOOSSENS	Aqua Protect Racing Team	Norma M20 FC	70	3:02:28.892	+1'42.536	161.2	54	2:24.175 174.9
4 10 T. VAUTERIN / P. VAUTERIN	MDK Motorsport	Norma M20 FC	70	3:02:55.005	+2'08.649	160.8	14	2:24.634 174.3
5 44 M. PAMPPEL / M. DOUBEK	Belgium Driver Academy vzw	Wolf GB08	63	3:01:07.335	7 Laps	146.2	53	2:30.599 167.4
6 5 C. WAUTERS / E. WOUTERS / R. VAN BELLE	ORACLE TSL	Radical RS5	43	3:03:07.249	27 Laps	98.7	37	2:46.702 151.3
BELCAR 3								
1 11 S. LONGIN / M. BATTRYN	PG Motorsport	Porsche Cayman GT4	65	3:01:35.508		150.4	7	2:37.494 160.1
2 64 K. DE WIT	KDW Racing	BMW M4 GT4	65	3:02:51.229	+1'15.721	149.4	5	2:37.712 159.9
3 31 W. SPINOY / W. SLUYS	Selleslagh Racing Team	AMG Mercedes GT4	64	3:02:12.816	1 Laps	147.6	5	2:37.109 160.5
4 49 C. NIVARLET / K. BALTHAZAR	Milo Racing	LAMERA	64	3:02:20.264	1 Laps	147.5	61	2:40.783 156.8
5 245 P. BECKERS / B. VAN SAMANG / N. GELEEN	MSE	BMW M4 GT4	64	3:02:38.859	1 Laps	147.3	7	2:39.684 157.9
6 30 N. VAN DIERENDONCK / J. VANNERUM / F. TEUNKENS	Selleslagh Racing Team	AMG Mercedes GT4	64	3:03:18.605	1 Laps	146.7	8	2:37.506 160.1
7 12 K. BULTYNCK / L. BRANCKAERTS / W. MEIJER	VGL Racing	Saker RAPX	63	3:01:46.834	2 Laps	145.6	17	2:37.937 159.6
8 416 H. SARI / R. SARI	Gamsiz Motorsport	BMW GT4	62	3:02:52.780	3 Laps	142.5	5	2:39.781 157.8
9 32 D. BUFFET / E. BUFFET	DBJE Racing	BMW M235i	57	3:01:33.769	8 Laps	131.9	32	2:46.645 151.3
10 254 J. DE BREUCKER / Y. HOOGAARS / K. HEYER	QSR Racing School	AMG Mercedes GT4	57	3:01:53.829	8 Laps	131.7	3	2:36.805 160.8
Not classified:								
123 M. ROSKAM / D. VAN DE VELDE / T. DE MUL	RBC Race Team	Saker RAPX	32	1:50:31.985			4	2:46.961 151.0
BELCAR 4								
1 300 R. VAN DE WATER / P. DECKERS / E. BEYERS	VDW Motorsport	BMW Z3 M	60	3:02:05.441		138.5	46	2:49.611 148.7
2 157 G. HOUTHOOFT / D. VAN DOSSELAER / K. VAN DOSSELAER / .	G&R Motorsport	BMW M3 E46	59	3:02:34.579	1 Laps	135.8	36	2:50.702 147.7
BELCAR 5								
1 36 G. WERCKX / T. WERCKX	JJ Motorsport	BMW 325i	59	3:04:07.458		134.7	8	2:58.439 141.3
2 69 N. HERMANS / C. BAETEN / O. HERTSENS	AR Performance	BMW E90 325i	58	3:00:49.399	1 Laps	134.8	44	2:57.699 141.9
3 70 I. LAMMENS / D. SUFFELEERS / K. HEIRMAN	AR Performance	BMW E90 325i	58	3:01:43.946	1 Laps	134.1	58	2:58.764 141.0
4 46 A. CASCATAU / M. MERCURI	BMW Team van der Horst	BMW 325i	58	3:01:52.494	1 Laps	134.0	14	2:57.839 141.8
5 42 N. DE KERPEL / J. HESSELS	BMW Team van der Horst	BMW 325i	58	3:03:00.546	1 Laps	133.2	4	2:58.625 141.2
6 57 J. UYLENBROECK / L. JANSSENS / J. DE BREUCKER	QSR Racing School	BMW 325i	57	3:03:09.674	2 Laps	130.8	35	3:00.680 139.6
7 16 P. DENYS / G. EYCKMANS	JJ Motorsport	BMW 325i	44	3:02:36.554	15 Laps	101.3	30	2:54.781 144.3

Published at:

Track Status: **DRY**

Race Director:	Timekeeper:
----------------	-------------




BELCAR ENDURANCE CHAMPIONSHIP

SPA EURO RACE

RACE

Best Sector Times


SECTOR 1			SECTOR 2			SECTOR 3			Pos	Team	Cl	Ideal Lap	Best Lap
Pos	Driver	Time	Driver	Time	Driver	Time	Pos	Team					
1	111 T.PIESSENS	40.678	2 H.THIERS	1:03.043	111 T.PIESSENS	36.775	1	2 Russel Racing by DVB Racing	2	2:20.876	2:21.218	(1)	
2	2 H.THIERS	40.861	111 T.JOOSSEN	1:03.649	2 H.THIERS	36.972	2	111 Deldiche Racing by JDC Events	2	2:21.102	2:21.845	(2)	
3	99 N.SAELENS	41.727	1 D.HOUTHOOFD	1:03.806	1 D.HOUTHOOFD	37.747	3	1 Aqua Protect Racing Team	2	2:23.658	2:24.175	(3)	
4	077 P.ENGELEN	41.880	10 T.VAUTERIN	1:04.169	10 P.VAUTERIN	37.827	4	10 MDK Motorsport	2	2:23.880	2:24.634	(4)	
5	191 T.HEEZEN	41.883	44 M.PAMPEL	1:06.307	8 X.STEVENS	38.118	5	077 Domec Racing	1	2:29.166	2:30.116	(8)	
6	10 P.VAUTERIN	41.884	077 P.ENGELEN	1:08.889	191 T.HEEZEN	38.155	6	8 Independent Motorsports	1	2:29.308	2:29.885	(6)	
7	911 G.PAISSE	41.916	8 X.STEVENS	1:09.152	99 N.SAELENS	38.242	7	99 Belgium Racing	1	2:29.360	2:29.927	(7)	
8	8 X.STEVENS	42.038	24 B.LONGIN	1:09.378	24 B.LONGIN	38.256	8	191 PG Motorsport	1	2:29.444	2:29.882	(5)	
9	1 D.HOUTHOOFD	42.105	99 N.SAELENS	1:09.391	911 G.PAISSE	38.384	9	24 PK Carsport	1	2:29.762	2:30.693	(12)	
10	24 B.LONGIN	42.128	191 T.HEEZEN	1:09.406	991 S.TOURNEUR	38.390	10	44 Belgium Driver Academy vzw	2	2:29.837	2:30.599	(11)	
11	7 E.QVICK	42.266	991 S.TOURNEUR	1:09.587	077 P.ENGELEN	38.397	11	911 Speedlover	1	2:30.155	2:30.549	(9)	
12	94 R.GILLION	42.364	911 G.PAISSE	1:09.855	94 R.GILLION	38.766	12	991 No Speed Limit	1	2:30.489	2:30.573	(10)	
13	3 C.MATTHEUS	42.468	7 E.QVICK	1:10.091	7 E.QVICK	39.009	13	7 VR Racing Qvick Motors	1	2:31.366	2:31.879	(13)	
14	21 S.VANBELLINGEN	42.502	94 R.GILLION	1:10.624	21 S.VANBELLINGEN	39.045	14	94 QSR Racing School	1	2:31.754	2:32.623	(14)	
15	991 S.TOURNEUR	42.512	12 W.MEIJER	1:11.070	3 C.MATTHEUS	39.080	15	21 Comporex Racing by EMG Motorsport	1	2:32.628	2:32.932	(15)	
16	44 M.PAMPEL	44.200	21 S.VANBELLINGEN	1:11.081	44 M.PAMPEL	39.330	16	3 Speedlover	1	2:32.907	2:33.221	(16)	
17	11 S.LONGIN	44.498	3 C.MATTHEUS	1:11.359	31 W.SPINOY	40.092	17	254 QSR Racing School	3	2:36.514	2:36.805	(17)	
18	64 K.DE WIT	44.637	254 J.DE BREUCKER	1:11.641	254 J.DE BREUCKER	40.177	18	31 Selleslagh Racing Team	3	2:36.698	2:37.109	(18)	
19	31 W.SPINOY	44.658	11 S.LONGIN	1:11.708	30 N.VAN DIERENDONCK	40.284	19	11 PG Motorsport	3	2:36.708	2:37.494	(19)	
20	254 J.DE BREUCKER	44.696	30 N.VAN DIERENDONCK	1:11.865	64 K.DE WIT	40.369	20	30 Selleslagh Racing Team	3	2:37.152	2:37.506	(20)	
21	245 N.GELEEN	44.825	31 W.SPINOY	1:11.948	11 S.LONGIN	40.502	21	64 KDW Racing	3	2:37.483	2:37.712	(21)	
22	30 N.VAN DIERENDONCK	45.003	49 K.BALTHAZAR	1:12.221	416 R.SARI	40.773	22	12 VGL Racing	3	2:37.648	2:37.937	(22)	
23	416 R.SARI	45.240	5 C.WAUTERS	1:12.350	245 N.GELEEN	40.861	23	245 MSE	3	2:38.796	2:39.684	(23)	
24	12 W.MEIJER	45.691	64 K.DE WIT	1:12.477	12 W.MEIJER	40.887	24	416 Gamsiz Motorsport	3	2:39.196	2:39.781	(24)	
25	49 K.BALTHAZAR	46.001	245 N.GELEEN	1:13.110	49 K.BALTHAZAR	41.572	25	49 Milo Racing	3	2:39.794	2:40.783	(25)	
26	300 E.BEYERS	48.164	416 R.SARI	1:13.183	123 D.VAN DE VELDE	42.583	26	123 RBC Race Team	3	2:45.462	2:46.961	(28)	
27	123 D.VAN DE VELDE	48.425	123 D.VAN DE VELDE	1:14.454	32 D.BUFFET	42.917	27	5 ORACLE TSL	2	2:46.348	2:46.702	(27)	
28	157 K.VAN DOSSELAER	48.606	300 P.DECKERS	1:17.284	300 E.BEYERS	43.166	28	300 VDW Motorsport	4	2:48.614	2:49.611	(29)	
29	5 C.WAUTERS	49.799	16 P.DENYS	1:17.451	157 K.VAN DOSSELAER	43.546	29	157 G&R Motorsport	4	2:49.961	2:50.702	(30)	
30	16 P.DENYS	50.973	157 K.VAN DOSSELAER	1:17.809	5 C.WAUTERS	44.199	30	16 JJ Motorsport	5	2:54.369	2:54.781	(31)	
31	46 A.CASCATAU	51.781	36 G.WERCKX	1:19.044	16 P.DENYS	45.945	31	69 AR Performance	5	2:57.248	2:57.699	(32)	
32	36 G.WERCKX	52.045	69 N.HERMANS	1:19.078	69 N.HERMANS	46.023	32	36 JJ Motorsport	5	2:57.360	2:58.439	(34)	
33	69 N.HERMANS	52.147	46 A.CASCATAU	1:19.216	36 G.WERCKX	46.271	33	46 BMW Team van der Horst	5	2:57.463	2:57.839	(33)	
34	42 N.DE KERPEL	52.332	42 N.DE KERPEL	1:19.463	70 I.LAMMENS	46.315	34	42 BMW Team van der Horst	5	2:58.244	2:58.625	(35)	
35	70 I.LAMMENS	52.437	70 I.LAMMENS	1:19.757	42 N.DE KERPEL	46.449	35	70 AR Performance	5	2:58.509	2:58.764	(36)	
36	57 J.UYLENBROECK	53.385	57 J.UYLENBROECK	1:19.925	46 A.CASCATAU	46.466	36	57 QSR Racing School	5	3:00.396	3:00.680	(37)	



BELCAR ENDURANCE CHAMPIONSHIP SPA EURO RACE RACE

Best Top Speeds

Team	Car	Class	Top Speed Driver	Top 1		Top 2		Top 3		Top 4		Top 5		
				Kph	Lap	Kph	Lap	Kph	Lap	Kph	Lap	Kph	Lap	
24 PK Carsport	Porsche 991	1	B. LONGIN	260.9	4	259.0	56	256.5	21	255.9	2	255.9	44	257,6
8 Independent Motorsports	Porsche 991	1	X. STEVENS	259.6	15	259.0	54	259.0	60	258.4	4	257.8	48	258,8
077 Domec Racing	Radical RXC	1	P. ENGELEN	259.6	49	247.7	38	247.1	15	246.6	51	246.6	47	249,5
191 PG Motorsport	Porsche 991	1	T. HEEZEN	259.0	46	257.8	37	257.8	40	257.8	54	257.8	52	258,0
99 Belgium Racing	Porsche 991	1	D. DERDAELE	257.8	11	256.5	16	255.9	8	255.3	21	255.3	49	256,2
21 Comporex Racing by EMG Motorsport	Porsche 991	1	S. VANBELLINGEN	257.1	2	256.5	33	254.1	6	254.1	11	253.5	66	255,1
3 Speedlover	Porsche 991	1	C. MATTHEUS	257.1	17	255.3	33	254.1	39	253.5	19	253.5	21	254,7
7 VR Racing Qvick Motors	BMW M2 MARC V8	1	E. QVICK	254.7	9	254.7	16	254.7	12	252.9	63	252.3	13	253,9
991 No Speed Limit	Porsche 991	1	S. TOURNEUR	254.7	4	253.5	2	252.9	7	252.3	9	250.6	3	252,8
94 QSR Racing School	Porsche 991	1	R. GILLION	254.1	60	252.9	26	252.3	36	251.7	59	251.2	65	252,4
911 Speedlover	Porsche 991	1	P. PAQUE	252.9	60	252.3	34	251.2	27	250.6	63	250.0	32	251,4
2 Russel Racing by DVB Racing	Norma M20 FC	2	H. THIESEN	248.8	35	248.3	45	248.3	47	246.6	34	246.6	59	247,7
111 Deldiche Racing by JDC Events	Norma M20 FC	2	T. JOOSEN	248.3	20	247.7	18	247.7	57	247.1	16	246.6	21	247,5
31 Selleslagh Racing Team	AMG Mercedes GT4	3	W. SPINOY	246.6	21	246.6	19	246.6	57	246.0	11	246.0	7	246,4
254 QSR Racing School	AMG Mercedes GT4	3	J. DE	246.0	30	246.0	16	246.0	53	246.0	21	246.0	17	246,0
30 Selleslagh Racing Team	AMG Mercedes GT4	3	J. VANNERUM	245.5	62	244.3	6	244.3	4	243.8	3	243.8	20	244,3
10 MDK Motorsport	Norma M20 FC	2	T. VAUTERIN	244.3	11	242.7	63	242.2	62	241.1	21	240.5	65	242,2
64 KDW Racing	BMW M4 GT4	3	K. DE WIT	244.3	17	243.2	21	243.2	4	242.7	14	242.7	9	243,2
11 PG Motorsport	Porsche Cayman GT4	3	S. LONGIN	242.2	17	240.0	15	239.5	5	239.5	12	238.9	21	240,0
245 MSE	BMW M4 GT4	3	N. GELEEN	241.6	56	239.5	57	239.5	15	238.9	64	237.9	53	239,5
416 Gamsiz Motorsport	BMW GT4	3	R. SARI	240.0	21	240.0	48	240.0	54	239.5	15	238.4	42	239,6
1 Aqua Protect Racing Team	Norma M20 FC	2	D. HOUTHOOFD	237.9	63	237.4	18	236.8	58	236.3	19	236.3	17	236,9
12 VGL Racing	Saker RAPX	3	W. MEIJER	228.8	53	227.4	12	226.9	11	226.9	18	225.5	10	227,1
44 Belgium Driver Academy vzw	Wolf GB08	2	M. DOUBEK	226.4	15	226.4	31	225.0	19	224.5	14	224.1	51	225,3
300 VDW Motorsport	BMW Z3 M	4	E. BEYERS	223.1	47	223.1	46	221.8	36	221.3	44	221.3	41	222,1
49 Milo Racing	LAMERA	3	K. BALTHAZAR	220.4	51	220.4	21	220.4	30	220.0	26	220.0	17	220,2
123 RBC Race Team	Saker RAPX	3	D. VAN DE VELDE	214.3	20	213.0	4	206.1	15	205.7	24	203.4	17	208,5
157 G&R Motorsport	BMW M3 E46	4	K. VAN POECEL AER G. WERCKX	203.8	38	201.9	35	199.3	52	195.7	41	195.7	25	199,3
36 JJ Motorsport	BMW 325i	5	G. WERCKX	203.4	9	201.5	8	200.0	12	199.6	11	199.3	40	200,8
69 AR Performance	BMW E90 325i	5	N. HERMANS	203.0	46	202.6	42	202.2	8	202.2	12	201.9	4	202,4
42 BMW Team van der Horst	BMW 325i	5	N. DE KERPEL	202.6	8	202.2	2	201.9	6	201.5	5	201.5	56	201,9
16 JJ Motorsport	BMW 325i	5	P. DENYS	202.2	8	201.5	31	201.1	30	200.7	26	200.4	33	201,2
46 BMW Team van der Horst	BMW 325i	5	A. CASCATAU	199.6	10	198.9	14	198.5	52	198.2	9	198.2	13	198,7
70 AR Performance	BMW E90 325i	5	I. LAMMENS	199.3	38	198.9	43	198.9	44	198.5	48	198.5	45	198,8
5 ORACLE TSL	Radical RS5	2	C. WAUTERS	196.7	11	196.4	28	196.4	31	195.3	20	194.9	25	195,9
57 QSR Racing School	BMW 325i	5	J. UYLENBROECK	192.9	29	192.9	27	191.5	52	191.5	48	191.5	22	192,1
32 DBJE Racing	BMW M235i	3	D. BUFFET											




BELCAR ENDURANCE CHAMPIONSHIP

SPA EURO RACE

RACE

Fastest Lap Sequence

Practice Time	Team	Car	Class	Driver	Time	Kph
4:50.459	111 Deldiche Racing by JDC Events	Norma M20 FC	2	Tim JOOSEN	2:23.967	175.1 2
24:47.757	111 Deldiche Racing by JDC Events	Norma M20 FC	2	Tim JOOSEN	2:21.845	177.8 9
2:01:52.579	2 Russel Racing by DVB Racing	Norma M20 FC	2	Hans THIERS	2:21.218	178.5 46



BELCAR ENDURANCE CHAMPIONSHIP


SPA EURO RACE

RACE

Lap Chart

		LAP																																		
Nr	Pos	Grid	1	2	3	4	5	6	7	8	9	10	11	12	13	14	15	16	17	18	19	20	21	22	23	24	25	26	27	28	29	30	31	32		
111	1	111	111	111	111	111	111	111	2	1	1	1	1	1	10	10	10	1	1	1	1	1	1	1	1	1	1	1	1	10	10	10	10	10	10	10
2	2	2	2	2	2	2	10	1	2	2	2	2	10	10	1	1	1	10	10	10	10	10	10	10	10	10	10	10	10	10	10	10	10	10	10	10
1	3	1	10	10	10	10	2	10	10	10	10	10	2	2	2	2	2	2	2	2	2	2	2	2	2	2	2	2	2	2	2	2	2	111	111	111
10	4	10	1	1	1	1	1	99	99	99	99	99	99	99	99	99	99	99	99	99	99	99	99	99	99	99	99	99	99	99	99	99	99	99	99	99
077	5	077	99	99	99	99	99	99	99	99	99	99	24	24	24	24	24	24	24	24	24	24	24	24	24	24	24	24	24	24	24	24	24	24	24	24
99	6	99	99	99	99	99	99	99	99	99	99	99	24	24	24	24	24	24	24	24	24	24	24	24	24	24	24	24	24	24	24	24	24	24	24	24
8	7	8	8	8	8	8	24	077	077	077	077	99	911	911	911	7	7	7	7	7	7	7	7	7	7	7	7	7	7	7	7	7	7	7	7	7
991	8	991	24	24	24	24	077	911	911	911	911	911	911	911	911	911	911	911	911	911	911	911	911	911	911	911	911	911	911	911	911	911	911	911	911	911
24	9	24	077	077	077	077	911	8	8	8	8	7	7	7	7	7	7	7	7	7	7	7	7	7	7	7	7	7	7	7	7	7	7	7	7	7
911	10	911	911	911	911	911	8	7	7	7	7	7	7	7	7	7	7	7	7	7	7	7	7	7	7	7	7	7	7	7	7	7	7	7	7	7
44	11	44	191	191	7	7	7	191	191	191	191	21	3	3	991	191	191	191	191	191	191	191	191	191	191	191	191	191	191	191	191	191	191	191	191	191
7	12	7	7	7	191	21	21	21	21	21	21	3	21	21	8	8	21	111	191	21	21	21	21	991	991	991	991	991	991	991	991	991	991	991	991	991
191	13	191	3	21	21	191	191	3	3	3	3	44	8	8	21	21	44	21	44	44	44	44	21	21	911	911	911	911	911	911	911	911	911	911	911	911
94	14	94	21	3	3	3	44	44	44	44	44	8	44	44	44	111	44	44	44	44	44	44	44	44	44	44	44	44	44	44	44	44	44	44	44	44
3	15	3	44	44	44	44	44	64	64	64	64	64	64	64	64	111	111	991	991	991	991	64	64	64	64	64	64	64	64	64	64	64	64	64	64	64
21	16	21	64	64	64	64	64	31	31	31	31	31	254	254	64	64	64	64	64	64	64	64	64	64	64	64	64	64	64	64	64	64	64	64	64	64
11	17	11	30	31	31	31	31	254	254	254	254	254	31	31	254	254	254	254	254	254	254	254	254	254	254	254	254	254	254	254	254	254	254	254	254	254
30	18	30	31	30	30	30	254	30	30	30	30	11	11	11	11	11	11	11	11	11	11	11	11	11	11	11	11	11	11	11	11	11	11	11	11	11
31	19	31	254	254	254	254	30	11	11	11	30	30	111	111	31	31	31	31	31	31	31	31	31	31	31	31	31	31	31	31	31	31	31	31	31	31
64	20	64	11	11	11	11	111	416	416	416	12	12	30	30	30	30	30	30	30	30	30	30	30	30	30	30	30	30	30	30	30	30	30	30	30	30
254	21	254	416	416	416	416	416	12	12	12	416	416	12	12	12	12	12	12	12	12	12	12	12	12	12	12	12	12	12	12	12	12	12	12	12	12
245	22	245	94	245	245	245	12	12	245	245	245	245	416	416	416	416	416	416	416	416	416	416	416	416	416	416	416	416	416	416	416	416	416	416	416	416
416	23	416	245	94	12	12	245	245	49	49	49	111	245	245	245	49	49	49	49	49	49	49	49	49	49	49	49	49	49	49	49	49	49	49	49	49
49	24	49	49	12	49	49	49	94	94	111	49	49	49	49	49	49	49	49	49	49	49	49	49	49	49	49	49	49	49	49	49	49	49	49	49	49
5	25	5	123	49	94	94	94	5	111	94	94	94	94	94	94	94	94	94	94	94	94	94	94	94	94	94	94	94	94	94	94	94	94	94	94	94
123	26	123	12	123	123	123	5	123	123	123	5	5	5	5	123	123	123	123	123	123	123	123	123	123	123	123	123	123	123	123	123	123	123	123	123	123
300	27	300	5	5	5	5	5	123	111	5	5	123	123	123	5	300	300	300	300	300	300	300	300	300	300	300	300	300	300	300	300	300	300	300	300	
32	28	32	32	32	32	300	300	300	300	300	300	300	300	300	300	157	157	157	157	157	157	157	157	157	157	157	157	157	157	157	157	157	157	157	157	157
157	29	157	300	300	300	32	32	32	32	32	32	32	157	157	157	32	46	46	46	46	46	46	46	46	46	46	46	46	46	46	46	46	46	46	46	46
69	30	69	69	157	157	157	157	157	157	157	157	32	32	32	32	46	69	69	69	69	69	69	69	69	69	69	69	69	69	69	69	69	69	69	69	69
16	31	16	157	69	46	46	46	46	69	69	69	69	46	46	46	69	36	36	36	36	36	36	36	36	36	36	36	36	36	36	36	36	36	36	36	36
46	32	46	46	46	69	69	69	69	46	46	46	46	46	46	46	46	69	69	69	69	69	69	69	69	69	69	69	69	69	69	69	69	69	69	69	69
70	33	70	16	42	42	42	42	42	42	42	42	42	42	42	42	42	42	42	42	42	42	42	42	42	42	42	42	42	42	42	42	42	42	42	42	42
36	34	36	36	36	36	36	36	36	36	36	36	36	36	36	36	36	36	36	36	36	36	36	36	36	36	36	36	36	36	36	36	36	36	36	36	36
57	35	57	42	16	16	16	16	16	16	16	16	16	16	16	16	16	16	16	16	16	16	16	16	16	16	16	16	16	16	16	16	16	16	16	16	16
42	36	42	70	70	70	70	70	70	70	70	70	70	70	70	70	70	70	70	70	70	70	70	70	70	70	70	70	70	70	70	70	70	70	70	70	70
12	37	12	57	57	57	57	57	57	57	57	57	57	57	57	57	57	57	57	57	57	57	57	57	57	57	57	57	57	57	57	57	57	57	57	57	57





BELCAR ENDURANCE CHAMPIONSHIP


SPA EURO RACE

RACE

Lap Chart

		LAP																																			
Nr	Pos	33	34	35	36	37	38	39	40	41	42	43	44	45	46	47	48	49	50	51	52	53	54	55	56	57	58	59	60	61	62	63	64	65			
111	1	111	111	111	111	111	111	111	111	111	111	111	111	111	111	111	2	2	2	2	2	2	2	2	2	2	2	2	2	2	2	2	2				
2	2	10	10	10	10	10	2	2	2	2	2	2	2	2	2	2	10	10	10	111	111	111	111	111	111	111	111	111	111	111	111	111	111				
1	3	1	1	1	2	2	10	10	10	10	10	10	10	10	10	10	111	111	111	10	10	10	10	10	10	10	10	1	1	1	1	1	1	1			
10	4	2	2	2	1	1	1	1	1	1	077	077	077	1	1	1	1	1	1	1	1	1	1	1	1	1	1	10	10	10	10	10	10	10			
077	5	99	99	99	99	99	99	077	077	077	99	99	99	1	24	24	24	24	24	24	24	99	99	99	99	99	99	99	99	99	99	99	99	99			
99	6	24	24	077	077	077	077	99	99	99	99	1	24	24	99	99	99	99	99	99	99	24	24	24	24	24	24	24	24	24	24	191	191	191			
8	7	077	077	24	24	24	24	24	24	24	24	24	99	99	191	191	7	7	7	7	191	191	191	191	191	191	191	191	191	191	191	99	99	99	8		
991	8	191	191	191	191	191	191	191	191	191	191	191	191	191	7	7	191	191	191	191	7	7	8	8	8	8	8	8	8	8	8	8	8	8	077		
24	9	7	7	7	7	7	7	7	7	7	7	7	7	3	11	11	11	11	11	11	8	8	8	077	077	077	077	077	077	077	077	077	077	99	99		
911	10	3	911	911	911	911	911	911	911	911	911	911	3	11	911	911	911	21	911	077	077	911	911	911	911	911	911	911	911	911	911	911	911	911	911		
44	11	911	3	3	3	3	3	3	3	3	3	3	3	11	64	64	21	21	8	077	911	911	21	21	21	21	21	21	21	21	21	21	21	21	21		
7	12	21	21	21	21	21	64	11	11	11	11	11	64	911	21	8	8	077	21	21	3	3	3	3	3	3	3	3	3	3	3	3	3	3	3		
191	13	64	64	64	64	64	11	64	64	64	64	64	911	21	3	3	077	3	3	3	7	11	11	11	11	11	11	11	11	11	11	11	11	11	11		
94	14	11	11	11	11	11	8	8	21	21	21	21	21	21	077	8	077	3	64	64	64	64	64	64	64	64	64	64	64	64	64	64	64	64	64		
3	15	8	8	8	8	8	21	21	8	8	8	8	8	8	077	64	64	11	11	11	11	11	7	7	7	7	7	7	7	7	64	64	64	64	64	94	
21	16	30	30	30	30	49	49	49	49	49	49	49	49	49	49	245	94	94	94	94	94	94	94	94	94	94	94	94	94	94	94	94	94	94	94	64	
11	17	49	49	49	49	30	30	30	30	31	31	31	245	245	245	245	94	245	30	30	30	30	30	30	30	30	30	30	30	30	30	30	30	30	30	30	
30	18	31	31	31	31	31	31	31	245	245	245	30	94	94	94	94	30	30	30	30	30	30	30	30	30	30	30	30	30	30	30	30	30	30	30	30	
31	19	416	416	416	416	416	245	30	30	30	94	30	30	30	30	49	31	49	49	49	49	245	245	245	245	245	245	245	245	245	245	245	245	245	245	245	
64	20	245	245	245	245	245	12	94	94	94	31	31	31	31	31	31	49	245	245	30	30	30	30	30	30	30	30	30	30	30	30	30	30	30	30	30	
254	21	12	12	12	12	12	416	12	12	12	12	12	12	12	12	12	12	12	12	12	12	12	12	12	12	12	12	12	12	12	12	12	12	12	12	12	
245	22	94	94	94	94	94	94	416	416	44	44	44	44	44	44	44	44	44	44	44	44	44	44	44	44	44	44	44	44	44	44	44	44	44	44	44	
416	23	32	32	157	157	44	44	44	44	44	416	416	416	416	416	416	416	416	416	416	416	416	416	416	416	416	416	416	416	416	416	416	416	416	416	416	
49	24	157	157	300	44	157	157	157	157	157	157	300	300	300	300	300	300	300	300	300	300	300	300	300	300	300	300	300	300	300	300	300	300	300	300		
5	25	300	300	44	300	300	300	300	300	300	300	300	157	157	157	157	157	157	157	157	157	157	157	157	157	157	157	157	157	157	157	157	157	157	157	157	
123	26	44	44	36	36	36	36	36	36	36	36	36	36	36	36	36	36	36	36	36	36	36	36	36	36	36	36	36	36	36	36	36	36	36	36	36	
300	27	46	36	42	42	69	69	69	69	69	69	69	69	69	69	69	69	69	69	69	69	69	69	69	69	69	69	69	69	69	69	69	69	69	69	69	
32	28	36	42	69	69	46	46	46	46	46	46	46	46	46	46	46	46	46	46	46	46	46	46	46	46	46	46	46	46	46	46	46	46	46	46	46	
157	29	42	69	46	46	70	70	70	70	70	70	70	70	70	70	70	70	70	70	70	70	70	70	70	70	70	70	70	70	70	70	70	70	70	70	70	
69	30	69	46	70	70	57	42	42	42	42	42	42	42	42	42	42	42	42	42	42	42	42	42	42	42	42	42	42	42	42	42	42	42	42	42	42	
16	31	70	70	57	57	42	32	32	32	32	32	32	32	32	32	32	32	32	32	32	32	32	32	32	32	32	32	32	32	32	32	32	32	32	32	32	
46	32	57	57	32	32	57	57	57	57	57	57	57	57	57	57	57	57	57	57	57	57	57	57	57	57	57	57	57	57	57	57	57	57	57	57	57	
70	33	254	254	254	254	254	254	254	254	254	254	254	254	254	254	254	254	254	254	254	254	254	254	254	254	254	254	254	254	254	254	254	254	254	254	254	
36	34	16	16	16	16	16	16	16	16	16	16	16	16	16	16	16	16	16	16	16	16	16	16	16	16	16	16	16	16	16	16	16	16	16	16	16	
57	35	5	5	5	5	5	5	5	5	5	5	5	5	5	5	5	5	5	5	5	5	5	5	5	5	5	5	5	5	5	5	5	5	5	5	5	
42	36																																				
12	37																																				





BELCAR ENDURANCE CHAMPIONSHIP


SPA EURO RACE

RACE

Lap Chart

LAP

Nr	Pos	66	67	68	69	70
111	1	2	2	2	2	2
2	2	111	111	111	111	111
1	3	1	1	1	1	1
10	4	10	10	10	10	10
077	5	24	24	24		
99	6	191	191	191		
8	7	8	8			
991	8	077	077			
24	9	99	99			
911	10	911				
44	11	21				
7	12	3				
191	13					
94	14					
3	15					
21	16					
11	17					
30	18					
31	19					
64	20					
254	21					
245	22					
416	23					
49	24					
5	25					
123	26					
300	27					
32	28					
157	29					
69	30					
16	31					
46	32					
70	33					
36	34					
57	35					
42	36					
12	37					



BELCAR ENDURANCE CHAMPIONSHIP


SPA EURO RACE

RACE

Analysis by lap

Lapped

Nr	Lap Time	Gap	Nr	Lap Time	Gap	Nr	Lap Time	Gap	Nr	Lap Time	Gap	Nr	Lap Time	Gap								
Lap 1																						
111	2:26.492		31	2:38.096	35.526	16	3:00.855	2:01.557	3	2:33.464	52.959	1	2:25.267									
2	2:30.206	3.714	30	2:39.924	36.972	70	3:03.374	2:10.940	44	2:37.230	1:01.404	2	2:26.701	0.936								
10	2:31.181	4.689	254	2:37.979	38.205				64	2:37.712	1:12.295	10	2:26.847	1.640								
1	2:32.641	6.149	11	2:38.602	40.039	Lap 4																
99	2:34.702	8.210	416	2:41.143	45.152	111	2:24.010		31	2:37.109	1:12.559	99	2:31.767	28.275								
991	2:37.498	11.006	245	2:43.427	48.354	2	2:26.074	9.196	254	2:38.944	1:18.404	991	2:32.608	35.113								
8	2:38.067	11.575	94	2:45.411	49.861	10	2:25.315	9.890	30	2:39.658	1:19.070	24	2:33.287	37.257								
24	2:38.642	12.150	12	2:43.583	51.025	1	2:25.247	11.272	11	2:38.405	1:20.098	077	2:33.392	37.695								
077	2:39.363	12.871	49	2:46.158	51.354	57	3:15.510	1 Lap	416	2:39.781	1:30.247	911	2:32.723	38.687								
911	2:40.080	13.588	123	2:49.841	56.686	99	2:30.276	27.216	12	2:39.593	1:36.734	32	2:58.863	1 Lap								
191	2:40.747	14.255	5	2:49.767	58.608	991	2:30.882	31.354	245	2:41.438	1:37.787	8	2:33.165	41.527								
7	2:41.824	15.332	32	2:57.400	1:12.014	8	2:31.281	34.102	49	2:41.494	1:43.637	7	2:33.295	45.002								
3	2:42.303	15.811	300	2:56.583	1:14.444	24	2:30.828	34.515	94	2:43.737	1:49.602	157	2:58.656	1 Lap								
21	2:42.930	16.438	157	2:57.502	1:18.676	077	2:30.991	35.103	123	2:51.543	2:08.485	191	2:36.193	54.657								
44	2:43.824	17.332	69	2:59.675	1:20.360	911	2:30.801	35.996	5	2:48.725	2:11.755	21	2:35.272	55.363								
64	2:46.062	19.570	46	2:59.699	1:21.001	7	2:31.967	40.955	Lap 6													
30	2:47.507	21.015	42	3:00.098	1:24.782	21	2:33.950	44.989	2	2:30.920		46	3:01.742	1 Lap								
31	2:47.889	21.397	36	3:01.165	1:24.985	191	2:34.444	45.249	300	2:53.341	1 Lap	3	2:35.050	56.426								
254	2:50.685	24.193	16	3:02.041	1:25.079	3	2:34.543	45.957	1	2:31.167	0.498	69	3:00.143	1 Lap								
11	2:51.896	25.404	70	3:04.013	1:31.943	44	2:34.640	50.636	10	2:32.745	0.558	44	2:33.559	1:01.448								
416	2:54.468	27.976	57	3:17.879	1:55.895	64	2:37.961	1:01.045	32	2:58.092	1 Lap	42	3:00.771	1 Lap								
94	2:54.909	28.417	Lap 3																			
245	2:55.386	28.894	111	2:24.377		31	2:37.385	1:01.912	157	2:56.651	1 Lap	36	3:00.299	1 Lap								
49	2:55.655	29.163	2	2:25.226	7.132	254	2:39.299	1:05.922	46	2:58.710	1 Lap	16	3:00.779	1 Lap								
123	2:57.304	30.812	10	2:25.406	8.585	11	2:38.324	1:08.155	99	2:32.357	22.273	64	2:38.935	1:22.213								
12	2:57.901	31.409	1	2:25.817	10.035	416	2:40.135	1:16.928	69	3:00.119	1 Lap	31	2:38.639	1:22.457								
5	2:59.300	32.808	99	2:30.621	20.950	245	2:41.292	1:22.811	42	3:00.704	1 Lap	254	2:37.547	1:26.135								
32	3:05.073	38.581	991	2:30.573	24.482	12	2:39.685	1:23.603	36	2:58.646	1 Lap	30	2:37.689	1:27.511								
300	3:08.320	41.828	8	2:31.139	26.831	49	2:41.837	1:28.605	991	2:33.070	28.270	11	2:37.494	1:28.741								
69	3:11.144	44.652	24	2:31.138	27.697	94	2:44.643	1:32.327	24	2:31.971	29.735	416	2:40.997	1:44.189								
157	3:11.633	45.141	077	2:30.116	28.122	123	2:46.961	1:43.404	16	2:59.717	1 Lap	12	2:38.951	1:46.707								
46	3:11.761	45.269	911	2:30.549	29.205	5	2:49.176	1:49.492	077	2:31.822	30.068	245	2:39.684	1:51.984								
16	3:13.497	47.005	7	2:32.504	32.998	300	2:54.338	2:14.817	911	2:32.165	31.729	49	2:41.486	1:58.933								
36	3:14.279	47.787	191	2:35.097	34.815	32	2:57.421	2:17.380	8	2:33.789	34.127	94	2:46.025	2:13.273								
42	3:15.143	48.651	21	2:34.023	35.049	157	2:57.166	2:25.592	7	2:32.703	37.472	Lap 8										
70	3:18.389	51.897	3	2:33.822	35.424	Lap 5																
57	3:28.475	1:01.983	44	2:35.186	40.006	111	2:26.462		191	2:33.365	44.229	1	2:25.375									
Lap 2																						
111	2:23.967		64	2:38.097	47.094	46	2:58.170	1 Lap	21	2:35.465	45.856	57	3:12.911	2 Laps								
2	2:26.536	6.283	31	2:37.388	48.537	69	2:58.884	1 Lap	3	2:35.785	47.141	2	2:27.553	3.114								
10	2:26.834	7.556	30	2:37.554	50.149	42	2:58.625	1 Lap	70	3:07.374	1 Lap	10	2:27.604	3.869								
1	2:26.413	8.595	254	2:36.805	50.633	10	2:25.988	9.416	44	2:33.853	53.654	5	2:49.224	1 Lap								
99	2:30.463	14.706	11	2:38.179	53.841	36	3:00.315	1 Lap	64	2:38.351	1:09.043	123	2:49.044	1 Lap								
991	2:31.247	18.286	416	2:40.028	1:00.803	2	2:27.949	10.683	31	2:38.627	1:09.583	111	3:50.417	1 Lap								
8	2:32.461	20.069	245	2:41.552	1:05.529	1	2:26.124	10.934	254	2:37.552	1:14.353	99	2:30.155	33.055								
24	2:32.753	20.936	12	2:41.280	1:07.928	16	3:00.736	1 Lap	30	2:38.120	1:15.587	991	2:32.380	42.118								
077	2:33.479	22.383	49	2:43.801	1:10.778	70	3:03.909	1 Lap	11	2:38.517	1:17.012	24	2:30.949	42.831								
911	2:33.412	23.033	94	2:46.210	1:11.694	99	2:30.765	31.519	111	4:05.885	1:24.282	077	2:30.922	43.242								
191	2:33.807	24.095	123	2:48.144	1:20.453	991	2:31.911	36.803	416	2:40.313	1:28.957	911	2:31.351	44.663								
7	2:33.506	24.871	5	2:50.095	1:24.326	24	2:31.314	39.367	12	2:38.390	1:33.521	8	2:33.977	50.129								
21	2:32.932	25.403	32	2:56.332	1:43.969	077	2:31.208	39.849	245	2:41.881	1:38.065	7	2:33.583	53.210								
3	2:34.135	25.979	300	2:54.422	1:44.489	911	2:31.633	41.167	57	3:13.221	1 Lap	300	2:54.800	1 Lap								
44	2:35.832	29.197	157	2:58.137	1:52.436	8	2:34.301	41.941	49	2:41.178	1:43.212	191	2:34.732	1:04.014								
64	2:37.771	33.374	46	2:58.919	1:55.543	7	2:31.879	46.372	94	2:45.014	1:53.013	21	2:34.560	1:04.548								
Lap 7																						
			69	3:00.052	1:56.035	21	2:33.467	51.994	5	2:48.275	2:18.427	3	2:34.173	1:05.224								
			42	2:59.097	1:59.502	191	2:33.680	52.467	123	2:52.368	2:19.250	44	2:36.076	1:12.149								
			36	3:00.082	2:00.690							32	2:58.720	1 Lap								
												157	2:58.022	1 Lap								
												69	3:02.024	1 Lap								




BELCAR ENDURANCE CHAMPIONSHIP SPA EURO RACE RACE

Analysis by lap

Lapped

Nr	Lap Time	Gap	Nr	Lap Time	Gap	Nr	Lap Time	Gap	Nr	Lap Time	Gap	Nr	Lap Time	Gap	
46	3:03.464	1 Lap	49	2:42.613	1 Lap	64	2:40.493	2:15.021	99	2:31.420	56.203	Lap 15			
42	2:59.035	1 Lap	70	3:02.602	2 Laps	254	2:38.977	2:15.996	32	3:01.060	2 Laps				
64	2:39.028	1:35.866	111	2:21.845	1 Lap	31	2:41.541	2:16.319	24	2:32.691	1:08.978	10	2:27.827		
36	2:59.818	1 Lap	94	2:44.811	1 Lap	11	2:38.703	2:17.380	077	2:33.171	1:09.770	1	2:27.073	0.360	
31	2:39.480	1:36.562	99	2:30.893	43.785	57	3:10.775	2 Laps	46	2:58.112	2 Laps	111	2:23.560	1 Lap	
16	2:58.306	1 Lap	24	2:31.761	55.206	Lap 12			69	2:59.115	2 Laps	2	2:26.533	0.860	
254	2:37.943	1:38.703	077	2:32.876	56.661	1	2:26.056		94	2:48.478	1 Lap	70	3:03.482	3 Laps	
30	2:37.506	1:39.642	991	2:34.568	57.846	10	2:26.403	2.619	42	3:01.495	2 Laps	123	2:53.496	2 Laps	
11	2:37.975	1:41.341	911	2:33.354	58.216	2	2:26.041	3.340	36	3:01.184	2 Laps	64	2:40.340	1 Lap	
416	2:43.121	2:01.935	123	2:53.008	1 Lap	111	2:23.680	1 Lap	7	2:33.915	1:25.378	254	2:40.433	1 Lap	
12	2:41.046	2:02.378	5	2:51.250	1 Lap	12	2:41.102	1 Lap	16	3:02.736	2 Laps	11	2:38.911	1 Lap	
70	3:03.856	1 Lap	7	2:33.247	1:06.720	30	3:04.340	1 Lap	911	2:57.349	1:39.021	31	2:40.424	1 Lap	
245	2:40.556	2:07.165	191	2:34.201	1:20.668	157	2:58.128	2 Laps	191	2:35.000	1:43.218	30	2:39.100	1 Lap	
49	2:41.294	2:14.852	21	2:34.349	1:21.287	416	2:42.955	1 Lap	3	2:34.801	1:43.332	12	2:39.180	1 Lap	
Lap 9			3	2:33.928	1:21.536	32	3:02.431	2 Laps	991	3:03.232	1:45.425	5	3:36.930	2 Laps	
1	2:25.489		44	2:34.215	1:27.383	245	2:41.055	1 Lap	8	2:33.666	1:46.907	300	2:53.552	2 Laps	
2	2:25.726	3.351	8	2:57.153	1:29.113	49	2:43.798	1 Lap	21	2:36.291	1:48.042	416	2:40.994	1 Lap	
10	2:25.750	4.130	57	3:10.702	2 Laps	69	2:58.551	2 Laps	44	2:34.341	1:51.684	99	2:31.536	1:08.656	
94	2:45.534	1 Lap	300	2:51.098	1 Lap	46	2:58.058	2 Laps	70	3:03.849	2 Laps	24	2:31.390	1:21.335	
111	2:24.302	1 Lap	64	2:39.296	2:02.064	42	3:00.139	2 Laps	5	2:48.030	1 Lap	077	2:31.510	1:21.873	
99	2:31.587	39.153	31	2:39.220	2:02.314	36	3:00.451	2 Laps	123	2:47.845	1 Lap	49	2:42.405	1 Lap	
123	2:47.597	1 Lap	254	2:38.636	2:04.555	16	2:58.543	2 Laps	Lap 14			245	3:10.383	1 Lap	
5	2:50.658	1 Lap	11	2:38.198	2:06.213	99	2:31.909	53.020	10	2:24.634		7	2:33.286	1:41.526	
991	2:32.910	49.539	30	2:39.842	2:08.265	94	2:43.944	1 Lap	1	2:24.838	1.114	157	2:54.661	2 Laps	
24	2:32.364	49.706	32	2:59.094	1 Lap	24	2:32.040	1:04.524	2	2:25.262	2.154	911	2:34.645	1:55.604	
077	2:32.293	50.046	157	2:55.841	1 Lap	077	2:31.641	1:04.836	111	2:24.517	1 Lap	94	2:46.344	1 Lap	
57	3:12.945	2 Laps	Lap 11			911	2:33.236	1:09.909	64	2:39.892	1 Lap	3	2:34.687	2:00.344	
911	2:31.949	51.123	1	2:27.536		991	2:32.749	1:10.430	254	2:39.302	1 Lap	8	2:33.876	2:02.116	
8	2:33.581	58.221	10	2:27.057	2.272	7	2:33.982	1:19.700	11	2:38.808	1 Lap	191	2:36.326	2:04.207	
7	2:32.013	59.734	2	2:28.767	3.355	70	3:01.313	2 Laps	31	2:40.200	1 Lap	57	3:14.478	3 Laps	
191	2:34.203	1:12.728	12	2:40.170	1 Lap	191	2:34.720	1:36.455	300	2:50.181	2 Laps	32	3:02.402	2 Laps	
21	2:34.140	1:13.199	416	2:43.442	1 Lap	3	2:34.396	1:36.768	30	2:38.262	1 Lap	21	2:38.292	2:11.324	
3	2:34.134	1:13.869	245	2:42.688	1 Lap	21	2:35.954	1:39.988	12	2:38.441	1 Lap	44	2:38.501	2:12.022	
44	2:32.769	1:19.429	69	2:59.087	2 Laps	8	2:33.311	1:41.478	416	2:41.299	1 Lap	46	2:59.829	2 Laps	
300	2:52.287	1 Lap	111	2:22.552	1 Lap	44	2:35.887	1:45.580	245	2:41.795	1 Lap	69	2:59.939	2 Laps	
32	2:57.017	1 Lap	46	2:59.054	2 Laps	5	2:48.229	1 Lap	99	2:33.378	1:04.947	111	2:23.993	2:24.584	
64	2:38.652	1:49.029	42	3:01.132	2 Laps	123	2:47.796	1 Lap	49	2:43.347	1 Lap	Lap 16			
31	2:38.282	1:49.355	36	3:00.836	2 Laps	64	2:39.235	2:28.200	24	2:33.428	1:17.772	1	2:25.895		
157	2:56.183	1 Lap	16	2:59.301	2 Laps	Lap 13			077	2:33.054	1:18.190	10	2:27.394	1.139	
254	2:38.966	1:52.180	49	2:41.920	1 Lap	10	2:25.618		57	3:12.826	3 Laps	991	3:00.832	1 Lap	
11	2:38.424	1:54.276	94	2:44.162	1 Lap	1	2:29.147	0.910	157	2:58.612	2 Laps	2	2:28.805	3.410	
30	2:40.531	1:54.684	99	2:30.918	47.167	254	2:39.228	1 Lap	32	2:59.901	2 Laps	36	3:00.148	3 Laps	
69	2:59.157	1 Lap	70	3:01.572	2 Laps	2	2:26.423	1.526	7	2:35.323	1:36.067	16	3:00.413	3 Laps	
46	2:59.823	1 Lap	24	2:30.870	58.540	31	2:40.502	1 Lap	94	2:44.873	1 Lap	42	3:04.246	3 Laps	
42	2:59.046	1 Lap	077	2:30.126	59.251	11	2:40.508	1 Lap	911	2:34.399	1:48.786	123	2:51.057	2 Laps	
36	2:58.439	1 Lap	911	2:32.049	1:02.729	111	2:22.616	1 Lap	46	2:57.992	2 Laps	64	2:39.856	1 Lap	
16	3:01.033	1 Lap	991	2:33.427	1:03.737	300	2:52.109	2 Laps	69	3:00.210	2 Laps	254	2:39.975	1 Lap	
12	2:41.424	2:18.313	7	2:32.590	1:11.774	30	2:38.235	1 Lap	3	2:34.786	1:53.484	11	2:39.485	1 Lap	
416	2:42.883	2:19.329	191	2:34.659	1:27.791	12	2:38.393	1 Lap	991	2:34.544	1:55.335	31	2:39.596	1 Lap	
245	2:41.904	2:23.580	3	2:34.428	1:28.428	57	3:10.776	3 Laps	191	2:37.124	1:55.708	70	3:03.730	3 Laps	
Lap 10			21	2:36.339	1:30.090	416	2:41.161	1 Lap	8	2:33.794	1:56.067	30	2:38.491	1 Lap	
1	2:26.261		5	2:52.338	1 Lap	245	2:41.574	1 Lap	42	2:59.516	2 Laps	12	2:38.237	1 Lap	
2	2:25.034	2.124	123	2:54.595	1 Lap	157	2:54.827	2 Laps	36	2:59.941	2 Laps	99	2:31.277	1:13.678	
10	2:24.882	2.751	8	2:32.646	1:34.223	49	2:41.633	1 Lap	16	2:58.930	2 Laps	416	2:41.516	1 Lap	
			44	2:35.902	1:35.749				21	2:37.451	2:00.859	24	2:32.038	1:27.118	
			300	2:52.865	1 Lap				44	2:34.298	2:01.348				



BELCAR ENDURANCE CHAMPIONSHIP


SPA EURO RACE

RACE

Analysis by lap

Lapped

Nr	Lap Time	Gap	Nr	Lap Time	Gap	Nr	Lap Time	Gap	Nr	Lap Time	Gap	Nr	Lap Time	Gap
300	2:51.514	2 Laps	991	2:33.879	1 Lap	416	2:43.206	1 Lap	64	2:40.171	1 Lap	46	3:01.060	4 Laps
077	2:32.217	1:27.835	157	3:00.207	3 Laps	911	2:33.258	2:23.410	11	2:40.414	1 Lap	42	3:11.616	5 Laps
49	2:41.324	1 Lap	46	2:58.848	3 Laps	49	2:41.975	1 Lap	254	2:39.063	1 Lap	416	2:49.190	2 Laps
7	2:33.249	1:48.520	69	3:00.647	3 Laps	Lap 20			31	2:41.303	1 Lap	70	3:16.716	5 Laps
245	2:41.922	1 Lap	64	2:40.363	1 Lap	1	2:27.717		24	2:32.677	1:54.644	49	2:59.979	2 Laps
911	2:34.677	2:04.026	11	2:39.990	1 Lap	10	2:27.706	0.645	077	2:32.411	1:55.312	69	3:11.077	4 Laps
3	2:33.834	2:07.923	254	2:41.220	1 Lap	2	2:27.162	1.036	111	2:22.646	2:05.779	36	3:09.014	4 Laps
8	2:34.073	2:09.934	31	2:40.022	1 Lap	3	2:35.291	1 Lap	30	2:39.489	1 Lap	191	2:55.291	1 Lap
191	2:35.934	2:13.886	36	3:00.757	3 Laps	70	3:04.380	4 Laps	157	3:02.512	3 Laps	991	2:42.716	1 Lap
94	2:45.419	1 Lap	57	3:10.744	4 Laps	300	2:51.729	3 Laps	8	2:32.865	1 Lap	21	2:42.679	1 Lap
111	2:22.359	2:20.688	16	2:59.963	3 Laps	191	2:36.785	1 Lap	12	5:29.629	2 Laps	245	2:48.489	2 Laps
21	2:36.572	2:21.641	99	2:32.037	1:24.396	245	2:43.617	2 Laps	7	2:34.600	2:23.707	44	2:55.493	1 Lap
44	2:38.034	2:23.801	123	2:49.800	2 Laps	5	1:34.870	6 Laps	42	3:09.110	4 Laps	300	2:55.039	3 Laps
157	2:58.285	2 Laps	30	2:38.106	1 Lap	21	2:38.055	1 Lap	Lap 22			94	3:03.619	2 Laps
Lap 17			12	2:37.937	1 Lap	44	2:39.354	1 Lap	1	2:26.986		99	2:36.387	1:53.880
1	2:26.795		24	2:32.056	1:38.617	991	2:33.835	1 Lap	10	2:29.139	1.740	32	2:59.578	4 Laps
10	2:27.856	2.200	077	2:32.281	1:39.071	94	2:43.088	2 Laps	2	2:28.674	2.062	24	2:57.170	2:30.348
2	2:26.938	3.553	416	2:42.942	1 Lap	32	2:48.863	4 Laps	46	2:58.674	4 Laps	64	2:58.264	1 Lap
991	2:34.829	1 Lap	70	3:03.345	3 Laps	157	2:58.231	3 Laps	123	2:52.557	3 Laps	11	2:59.096	1 Lap
32	3:03.092	3 Laps	7	2:34.852	2:03.226	49	2:42.005	1 Lap	70	4:51.533	5 Laps	111	2:58.081	2:32.500
46	2:57.839	3 Laps	49	2:42.005	1 Lap	300	2:50.841	2 Laps	911	2:34.194	1 Lap	077	2:58.876	2:33.898
57	3:11.833	4 Laps	111	2:24.342	2:17.193	111	2:24.342	2:17.193	69	3:00.140	4 Laps	254	3:00.779	1 Lap
69	3:00.441	3 Laps	911	2:33.236	2:18.073	31	2:40.198	1 Lap	3	2:34.903	1 Lap	31	3:01.040	1 Lap
36	2:58.996	3 Laps	3	2:34.170	2:22.137	254	2:39.850	1 Lap	416	2:45.022	2 Laps	157	5:52.191	4 Laps
16	2:59.690	3 Laps	245	2:42.794	1 Lap	42	3:11.356	4 Laps	36	2:59.003	4 Laps	8	3:08.616	1 Lap
42	3:01.221	3 Laps	Lap 19			24	2:32.654	1:48.223	49	2:41.183	2 Laps	57	6:06.045	5 Laps
64	2:39.716	1 Lap	1	2:27.921		077	2:32.608	1:49.157	191	2:36.209	1 Lap	12	3:57.219	2 Laps
254	2:39.630	1 Lap	10	2:26.375	0.656	30	2:39.507	1 Lap	245	2:42.261	2 Laps	123	3:55.293	2 Laps
11	2:40.018	1 Lap	2	2:25.637	1.591	46	2:58.429	3 Laps	991	2:36.979	1 Lap	42	3:51.700	4 Laps
31	2:38.968	1 Lap	191	2:36.700	1 Lap	111	2:25.115	2:09.389	21	2:38.826	1 Lap	416	3:51.753	1 Lap
123	2:51.310	2 Laps	21	2:38.293	1 Lap	69	2:59.425	3 Laps	44	2:40.227	1 Lap	16	9:35.670	5 Laps
30	2:38.590	1 Lap	44	2:36.418	1 Lap	123	2:48.315	2 Laps	57	3:10.726	5 Laps	70	3:39.066	4 Laps
99	2:31.858	1:18.741	991	2:34.836	1 Lap	8	2:33.471	1 Lap	300	2:51.703	3 Laps	49	3:39.394	1 Lap
12	2:39.475	1 Lap	94	2:45.696	2 Laps	36	2:59.282	3 Laps	94	2:42.321	2 Laps	21	3:35.188	4:39.672
70	3:02.906	3 Laps	32	5:24.922	4 Laps	7	2:34.275	2:15.363	99	2:32.601	1:44.506	Lap 24		
24	2:32.620	1:32.943	42	5:09.074	4 Laps	16	3:00.487	3 Laps	32	2:49.922	4 Laps	1	4:40.202	
077	2:32.132	1:33.172	157	2:56.686	3 Laps	Lap 21			64	2:40.270	1 Lap	10	4:40.190	0.840
416	2:43.411	1 Lap	64	2:39.807	1 Lap	10	2:25.611		11	2:39.932	1 Lap	2	4:38.124	1.780
300	2:50.221	2 Laps	11	2:40.031	1 Lap	1	2:26.669	0.413	24	2:32.946	2:00.191	30	5:05.329	2 Laps
7	2:33.031	1:54.756	31	2:39.999	1 Lap	2	2:26.007	0.787	254	2:40.343	1 Lap	94	3:06.328	2 Laps
49	2:42.681	1 Lap	254	2:41.664	1 Lap	416	2:44.302	2 Laps	111	2:23.052	2:01.432	7	5:24.990	1 Lap
911	2:33.988	2:11.219	99	2:31.796	1:28.271	911	2:34.940	1 Lap	31	2:39.811	1 Lap	32	3:04.474	4 Laps
245	2:41.839	1 Lap	46	2:58.300	3 Laps	57	3:07.961	5 Laps	077	2:34.122	2:02.035	24	3:03.836	53.982
3	2:33.221	2:14.349	69	3:00.574	3 Laps	3	2:34.011	1 Lap	30	2:38.210	1 Lap	111	3:02.287	54.585
8	2:34.247	2:17.386	30	2:39.741	1 Lap	49	2:41.390	2 Laps	8	2:33.569	1 Lap	077	3:01.486	55.182
111	2:25.340	2:19.233	12	2:39.839	1 Lap	191	2:38.014	1 Lap	Lap 23			69	4:44.149	4 Laps
191	2:35.897	2:22.988	24	2:32.590	1:43.286	245	2:41.637	2 Laps	1	2:27.013		191	4:41.785	1 Lap
Lap 18			36	2:59.572	3 Laps	300	2:50.740	3 Laps	10	2:26.125	0.852	36	5:05.106	4 Laps
1	2:26.382		077	2:33.116	1:44.266	21	2:37.853	1 Lap	2	2:28.809	3.858	3	5:33.196	1 Lap
10	2:26.384	2.202	16	3:02.397	3 Laps	44	2:36.894	1 Lap	7	2:36.672	1 Lap	991	5:05.172	1 Lap
2	2:26.704	3.875	123	2:49.192	2 Laps	991	2:34.374	1 Lap	911	2:36.812	1 Lap	911	5:48.898	1 Lap
21	2:36.620	1 Lap	57	3:09.883	4 Laps	94	2:42.817	2 Laps	12	3:10.276	3 Laps	157	3:19.747	4 Laps
44	2:36.940	1 Lap	8	4:41.426	1 Lap	32	2:48.839	4 Laps	3	2:45.024	1 Lap	8	3:19.780	1 Lap
94	2:46.389	2 Laps	7	2:33.500	2:08.805	99	2:32.249	1:39.304	123	2:55.145	3 Laps	245	5:28.504	2 Laps
			111	2:22.719	2:11.991				99	4:42.383	1:56.061	99	4:42.383	1:56.061
									11	4:05.818	1 Lap	11	4:05.818	1 Lap



BELCAR ENDURANCE CHAMPIONSHIP


SPA EURO RACE

RACE

Analysis by lap

Lapped

Nr	Lap Time	Gap	Nr	Lap Time	Gap	Nr	Lap Time	Gap	Nr	Lap Time	Gap	Nr	Lap Time	Gap
44	5:43.605	1 Lap	49	4:08.635	2 Laps	57	3:02.829	5 Laps	49	2:46.202	2 Laps	191	3:57.424	1 Lap
46	6:27.130	4 Laps	3	4:02.750	1 Lap	42	3:08.265	4 Laps	245	2:46.306	2 Laps	7	3:57.200	1 Lap
64	4:35.391	1 Lap	36	4:03.771	4 Laps	70	3:07.319	4 Laps	31	2:51.763	2 Laps	111	3:56.552	2.146
57	3:17.532	5 Laps	991	4:02.423	1 Lap	Lap 28			32	2:54.383	4 Laps	3	3:56.397	1 Lap
12	3:17.671	2 Laps	911	4:02.065	1 Lap	10	2:27.583		157	2:52.575	4 Laps	21	3:56.011	1 Lap
42	3:18.007	4 Laps	157	3:56.611	4 Laps	1	2:27.407	0.987	416	2:52.163	2 Laps	911	3:55.205	1 Lap
70	3:24.748	4 Laps	8	3:56.657	1 Lap	2	2:31.933	9.485	077	2:49.144	1:17.945	99	3:55.239	5.249
Lap 25			300	3:45.119	4 Laps	191	2:31.287	1 Lap	300	2:54.577	4 Laps	94	3:54.642	2 Laps
1	4:11.420		245	3:45.242	2 Laps	7	2:35.091	1 Lap	123	2:58.763	3 Laps	30	3:55.723	2 Laps
10	4:11.278	0.698	99	3:44.953	15.123	111	2:27.373	20.348	36	3:07.501	4 Laps	24	3:54.700	7.635
2	4:11.615	1.975	11	3:44.927	1 Lap	21	2:39.134	1 Lap	69	3:08.527	4 Laps	8	3:54.206	1 Lap
30	3:58.766	2 Laps	24	3:44.929	16.174	3	2:36.798	1 Lap	44	15:36.671	5 Laps	11	3:54.149	1 Lap
94	3:56.185	2 Laps	111	3:44.712	16.630	911	2:36.285	1 Lap	46	3:08.447	4 Laps	64	3:53.899	1 Lap
254	6:22.671	2 Laps	94	4:31.563	2 Laps	99	2:35.188	30.997	12	3:09.233	2 Laps	49	3:53.281	2 Laps
31	6:22.980	2 Laps	123	3:10.320	3 Laps	30	2:44.770	2 Laps	57	3:03.019	5 Laps	31	3:53.489	2 Laps
7	3:29.015	1 Lap	46	3:09.320	4 Laps	94	2:35.081	2 Laps	42	3:08.191	4 Laps	32	3:53.099	4 Laps
32	3:28.048	4 Laps	64	3:09.074	1 Lap	24	2:37.484	38.600	70	3:17.797	4 Laps	416	3:51.661	2 Laps
077	3:27.287	11.049	416	2:51.009	2 Laps	8	2:37.094	1 Lap	Lap 30			157	3:53.264	4 Laps
69	3:18.971	4 Laps	57	3:05.274	5 Laps	11	2:42.884	1 Lap	10	4:22.867		077	3:51.619	13.957
191	3:19.762	1 Lap	12	3:05.714	2 Laps	64	2:44.330	1 Lap	1	4:23.088	0.788	2	3:49.972	14.308
21	4:26.171	1 Lap	077	5:01.925	56.523	49	2:51.086	2 Laps	191	4:12.899	1 Lap	300	3:50.833	4 Laps
49	4:28.561	2 Laps	42	3:07.392	4 Laps	245	2:47.204	2 Laps	7	4:06.960	1 Lap	44	3:45.164	5 Laps
36	3:06.833	4 Laps	70	3:11.082	4 Laps	31	2:54.563	2 Laps	111	4:06.821	3.887	123	3:53.267	3 Laps
3	3:06.719	1 Lap	Lap 27			32	2:52.925	4 Laps	3	3:57.736	1 Lap	69	3:48.838	4 Laps
991	3:06.777	1 Lap	10	2:29.972		157	2:51.783	4 Laps	21	3:57.318	1 Lap	12	3:24.350	2 Laps
911	3:06.760	1 Lap	1	2:31.609	1.163	416	2:49.378	2 Laps	911	3:57.908	1 Lap	57	3:24.147	5 Laps
157	2:59.328	4 Laps	2	2:34.821	5.135	077	2:38.181	1:11.214	99	3:58.063	8.303	42	3:06.303	4 Laps
8	2:59.398	1 Lap	7	2:37.124	1 Lap	300	2:55.811	4 Laps	30	3:56.171	2 Laps	36	4:28.825	4 Laps
300	8:08.603	4 Laps	191	2:34.009	1 Lap	123	2:59.219	3 Laps	94	3:56.704	2 Laps	245	2:59.598	2 Laps
245	3:01.868	2 Laps	30	2:44.907	2 Laps	5	3:30.201	12 Laps	24	3:56.310	11.228	70	3:07.826	4 Laps
99	3:01.980	46.621	5	22:58.852	12 Laps	36	3:01.396	4 Laps	8	3:56.544	1 Lap	Lap 32		
11	3:01.291	1 Lap	254	2:45.210	2 Laps	69	3:04.747	4 Laps	11	3:49.266	1 Lap	10	2:28.764	
24	4:05.134	47.696	21	2:40.517	1 Lap	46	3:04.400	4 Laps	64	3:46.346	1 Lap	1	2:28.607	0.501
111	4:05.204	48.369	991	2:38.263	1 Lap	12	2:57.988	2 Laps	49	3:41.439	2 Laps	111	2:27.321	0.703
123	5:45.570	3 Laps	3	2:41.183	1 Lap	57	3:02.100	5 Laps	31	3:33.554	2 Laps	191	2:33.417	1 Lap
46	3:14.897	4 Laps	111	2:34.374	20.558	42	3:08.072	4 Laps	32	3:31.781	4 Laps	7	2:34.585	1 Lap
64	3:14.879	1 Lap	911	2:41.525	1 Lap	70	3:09.298	4 Laps	157	3:30.957	4 Laps	3	2:37.542	1 Lap
416	6:05.120	2 Laps	99	2:38.715	23.392	Lap 29			416	3:25.295	2 Laps	21	2:38.549	1 Lap
57	3:08.360	5 Laps	24	2:42.971	28.699	10	2:42.413		077	3:25.553	20.631	911	2:38.136	1 Lap
12	3:08.852	2 Laps	31	2:55.956	2 Laps	1	2:41.993	0.567	2	4:41.307	22.629	99	2:38.107	14.592
42	3:09.354	4 Laps	49	2:52.024	2 Laps	2	2:37.117	4.189	300	3:20.097	4 Laps	24	2:37.925	16.796
70	3:17.041	4 Laps	94	2:40.420	2 Laps	191	2:39.659	1 Lap	123	3:11.128	3 Laps	2	2:32.371	17.915
Lap 26			32	2:56.381	4 Laps	7	2:43.148	1 Lap	36	3:01.899	4 Laps	11	2:42.555	1 Lap
1	4:16.451		8	2:49.560	1 Lap	111	2:41.998	19.933	69	3:02.747	4 Laps	64	2:42.637	1 Lap
10	4:16.227	0.474	11	2:47.306	1 Lap	3	2:43.613	1 Lap	44	3:02.718	5 Laps	077	2:38.753	23.946
2	4:15.236	0.760	245	2:50.774	2 Laps	21	2:45.369	1 Lap	46	3:03.817	4 Laps	30	2:47.024	2 Laps
30	4:15.858	2 Laps	64	2:43.975	1 Lap	911	2:44.780	1 Lap	12	3:01.820	2 Laps	44	2:37.766	5 Laps
254	4:13.140	2 Laps	157	2:54.703	4 Laps	99	2:44.523	33.107	57	3:02.283	5 Laps	8	2:48.459	1 Lap
31	4:12.843	2 Laps	416	2:53.933	2 Laps	30	2:44.844	2 Laps	42	3:07.279	4 Laps	49	2:46.705	2 Laps
7	4:11.958	1 Lap	300	3:02.651	4 Laps	94	2:42.055	2 Laps	70	3:07.035	4 Laps	94	2:50.166	2 Laps
32	4:11.935	4 Laps	69	3:10.712	4 Laps	24	2:41.598	37.785	245	5:26.871	2 Laps	31	2:48.781	2 Laps
69	4:11.548	4 Laps	123	2:58.596	3 Laps	8	2:39.744	1 Lap	Lap 31			416	2:49.994	2 Laps
191	4:10.511	1 Lap	36	3:10.181	4 Laps	11	2:41.332	1 Lap	10	3:58.293		32	2:51.442	4 Laps
21	4:09.768	1 Lap	46	3:06.100	4 Laps	64	2:40.771	1 Lap	1	3:58.163	0.658	157	2:51.145	4 Laps
			077	2:34.539	1:00.616				300	2:53.363	4 Laps			
			12	2:57.317	2 Laps									



BELCAR ENDURANCE CHAMPIONSHIP


SPA EURO RACE

RACE

Analysis by lap

Lapped

Nr	Lap Time	Gap	Nr	Lap Time	Gap	Nr	Lap Time	Gap	Nr	Lap Time	Gap	Nr	Lap Time	Gap	
12	2:54.364	2 Laps	077	2:31.717	35.860	10	2:27.657	6.517	49	2:44.509	2 Laps	12	2:50.640	3 Laps	
123	3:00.115	3 Laps	44	2:30.891	5 Laps	2	2:24.019	11.838	31	2:46.010	2 Laps	077	2:31.504	1:14.914	
69	3:03.501	4 Laps	64	2:40.303	1 Lap	1	2:29.338	14.051	16	3:02.840	15 Laps	911	2:34.632	1 Lap	
57	3:01.231	5 Laps	11	2:40.294	1 Lap	69	3:02.075	5 Laps	416	2:46.504	2 Laps	99	2:34.660	1:17.906	
46	3:07.010	4 Laps	30	2:41.650	2 Laps	57	3:02.159	6 Laps	32	2:46.899	4 Laps	3	2:36.816	1 Lap	
42	3:05.138	4 Laps	49	2:45.721	2 Laps	191	2:30.197	1 Lap	Lap 38						
245	2:42.425	2 Laps	31	2:45.251	2 Laps	46	3:03.797	5 Laps	111	2:24.967		24	2:37.543	1:35.565	
36	3:00.594	4 Laps	416	2:48.777	2 Laps	7	2:33.206	1 Lap	8	2:32.582	2 Laps	70	3:01.234	6 Laps	
70	3:06.425	4 Laps	32	2:47.927	4 Laps	42	3:07.064	5 Laps	2	2:24.811	10.308	64	2:41.118	1 Lap	
Lap 33						911	2:33.674	1 Lap	254	2:40.212	10 Laps	11	2:41.008	1 Lap	
111	2:26.374		300	2:51.319	4 Laps	36	3:01.242	5 Laps	10	2:28.896	13.985	57	3:02.409	6 Laps	
10	2:27.654	0.577	94	5:58.878	3 Laps	99	2:34.885	53.298	245	2:41.033	3 Laps	94	2:33.345	3 Laps	
1	2:28.523	1.947	123	5:41.656	4 Laps	3	2:37.383	1 Lap	157	2:52.550	5 Laps	Lap 40			
191	2:30.333	1 Lap	12	2:51.566	2 Laps	077	2:32.012	55.576	1	2:29.484	22.269	111	2:29.371		
7	2:32.872	1 Lap	245	2:41.476	2 Laps	44	2:33.844	5 Laps	300	2:52.314	5 Laps	2	2:27.932	6.753	
2	2:25.348	16.186	8	3:20.810	1 Lap	21	2:37.655	1 Lap	191	2:30.309	1 Lap	8	2:34.004	2 Laps	
3	2:35.448	1 Lap	69	3:03.800	4 Laps	24	2:36.667	1:01.490	12	2:52.746	3 Laps	49	2:46.642	3 Laps	
911	2:34.603	1 Lap	57	3:01.715	5 Laps	64	2:40.718	1 Lap	7	2:32.828	1 Lap	10	2:28.935	14.962	
99	2:34.675	22.190	46	3:04.331	4 Laps	11	2:40.662	1 Lap	70	3:01.177	6 Laps	36	3:03.232	6 Laps	
21	2:37.454	1 Lap	Lap 35						911	2:34.289	1 Lap	30	3:13.265	3 Laps	
24	2:36.153	25.872	111	2:24.318		49	2:44.117	2 Laps	99	2:34.148	1:10.539	42	3:06.975	6 Laps	
077	2:32.966	29.835	10	2:26.730	4.265	94	2:34.362	3 Laps	077	2:31.519	1:10.703	31	2:45.123	3 Laps	
44	2:36.361	5 Laps	42	3:06.128	5 Laps	31	2:46.777	2 Laps	3	2:36.682	1 Lap	1	2:31.114	26.129	
64	2:42.277	1 Lap	5	19:38.264	18 Laps	416	2:46.512	2 Laps	24	2:35.556	1:25.315	254	2:40.634	10 Laps	
11	2:43.228	1 Lap	1	2:28.367	10.118	32	2:46.645	4 Laps	44	2:36.045	5 Laps	416	2:47.376	3 Laps	
30	2:42.660	2 Laps	2	2:23.956	13.224	157	2:50.705	4 Laps	21	2:39.909	1 Lap	5	2:50.424	21 Laps	
49	2:45.270	2 Laps	36	3:02.299	5 Laps	8	2:35.324	1 Lap	57	3:02.776	6 Laps	191	2:31.958	1 Lap	
31	2:46.667	2 Laps	191	2:30.600	1 Lap	254	2:43.548	9 Laps	46	3:04.183	5 Laps	245	2:42.797	3 Laps	
416	2:46.661	2 Laps	7	2:32.727	1 Lap	Lap 37						21	4:13.461	2 Laps	
32	2:47.804	4 Laps	911	2:35.763	1 Lap	111	2:25.045		11	2:41.504	1 Lap	7	2:33.995	1 Lap	
157	2:51.152	4 Laps	3	2:37.091	1 Lap	245	2:41.340	3 Laps	30	2:42.406	2 Laps	157	2:51.007	5 Laps	
8	3:02.750	1 Lap	99	2:36.841	43.818	300	2:52.972	5 Laps	94	2:32.623	3 Laps	300	2:51.365	5 Laps	
300	2:52.612	4 Laps	21	2:37.802	1 Lap	10	2:28.584	10.056	36	3:02.755	5 Laps	077	2:31.114	1:16.657	
12	2:52.110	2 Laps	077	2:37.427	48.969	2	2:23.671	10.464	42	3:05.907	5 Laps	911	2:35.463	1 Lap	
69	3:01.546	4 Laps	24	2:38.943	50.228	12	2:54.062	3 Laps	49	2:44.575	2 Laps	99	2:35.514	1:24.049	
245	2:42.406	2 Laps	44	2:33.293	5 Laps	1	2:28.746	17.752	Lap 39						
57	3:01.031	5 Laps	16	3:03.996	15 Laps	191	2:30.419	1 Lap	111	2:27.293		69	2:59.992	6 Laps	
46	3:05.458	4 Laps	64	2:40.298	1 Lap	70	3:02.036	6 Laps	123	10:29.742	8 Laps	12	2:50.013	3 Laps	
42	3:05.746	4 Laps	11	2:40.415	1 Lap	7	2:33.013	1 Lap	8	2:33.228	2 Laps	44	2:32.147	5 Laps	
36	3:01.750	4 Laps	30	2:41.918	2 Laps	57	3:02.071	6 Laps	2	2:25.177	8.192	3	2:36.431	1 Lap	
Lap 34						911	2:35.182	1 Lap	31	2:47.079	3 Laps	46	5:10.463	6 Laps	
111	2:25.692		49	2:44.318	2 Laps	911	2:35.182	1 Lap	10	2:28.706	15.398	70	3:01.440	6 Laps	
70	3:05.955	5 Laps	31	2:45.684	2 Laps	99	2:33.105	1:01.358	416	2:48.327	3 Laps	94	2:32.624	3 Laps	
10	2:26.968	1.853	416	2:47.225	2 Laps	69	3:06.053	5 Laps	5	9:53.976	21 Laps	11	2:40.241	1 Lap	
1	2:29.814	6.069	32	2:47.145	4 Laps	077	2:33.620	1:04.151	32	2:49.481	5 Laps	64	2:42.618	1 Lap	
191	2:30.006	1 Lap	94	2:32.693	3 Laps	3	2:37.691	1 Lap	254	2:39.729	10 Laps	Lap 41			
2	2:23.092	13.586	157	2:50.981	4 Laps	46	3:03.418	5 Laps	1	2:29.410	24.386	111	2:25.473		
7	2:32.875	1 Lap	300	2:51.099	4 Laps	21	2:38.344	1 Lap	16	3:03.672	16 Laps	2	2:22.155	3.435	
16	32:17.448	15 Laps	254	25:03.087	9 Laps	24	2:38.281	1:14.726	245	2:40.496	3 Laps	10	2:28.706	18.195	
3	2:35.334	1 Lap	8	2:34.509	1 Lap	44	2:41.336	5 Laps	191	2:30.890	1 Lap	57	3:02.180	7 Laps	
911	2:34.976	1 Lap	245	2:44.735	2 Laps	36	3:03.358	5 Laps	157	2:51.483	5 Laps	8	2:34.091	2 Laps	
99	2:34.797	31.295	12	2:56.382	2 Laps	42	3:08.019	5 Laps	300	2:50.824	5 Laps	24	3:43.017	1 Lap	
21	2:36.540	1 Lap	70	4:42.274	5 Laps	64	2:41.315	1 Lap	69	4:47.450	6 Laps	49	2:45.698	3 Laps	
24	2:35.423	35.603	Lap 36						7	2:33.477	1 Lap	1	2:35.256	35.912	
Lap 36						111	2:25.405		Lap 40						
Lap 36						30	2:41.912	2 Laps	Lap 40						
Lap 36						94	2:32.705	3 Laps	Lap 40						
Lap 36						Lap 40									



BELCAR ENDURANCE CHAMPIONSHIP


SPA EURO RACE

RACE

Analysis by lap

Lapped

Nr	Lap Time	Gap	Nr	Lap Time	Gap	Nr	Lap Time	Gap	Nr	Lap Time	Gap	Nr	Lap Time	Gap
30	2:44.477	3 Laps	12	2:53.905	4 Laps	911	2:37.077	1 Lap	911	4:15.812	2 Laps	24	2:31.312	1 Lap
31	2:44.742	3 Laps	2	2:23.198	1.323	5	2:49.191	21 Laps	69	2:58.372	7 Laps	111	3:42.925	1:19.572
191	2:31.207	1 Lap	416	3:51.503	4 Laps	42	5:17.804	7 Laps	7	2:32.367	1 Lap	57	3:03.020	9 Laps
254	2:39.085	10 Laps	94	2:32.972	4 Laps	Lap 45			21	2:35.260	2 Laps	254	4:08.254	11 Laps
36	3:02.865	6 Laps	69	2:58.584	7 Laps	111	2:24.411	2	2:24.844	1.242	99	2:30.537	1 Lap	
416	2:47.576	3 Laps	10	2:27.429	22.983	3	2:36.249	2 Laps	254	2:39.330	10 Laps	31	2:40.537	4 Laps
245	2:42.157	3 Laps	11	2:40.367	2 Laps	30	2:44.409	4 Laps	1	2:25.651	2:10.205	42	3:01.088	8 Laps
21	2:39.221	2 Laps	64	2:42.595	2 Laps	36	3:01.441	7 Laps	49	2:42.809	3 Laps	157	2:52.081	6 Laps
5	2:49.135	21 Laps	24	2:31.960	1 Lap	94	2:33.248	4 Laps	416	2:47.407	5 Laps	11	2:41.054	2 Laps
42	3:09.296	6 Laps	46	3:00.322	7 Laps	16	14:33.569	21 Laps	Lap 47			300	2:51.241	6 Laps
7	2:33.223	1 Lap	70	2:59.632	7 Laps	10	2:26.258	28.405	111	2:24.692	2	2:24.281	0.154	
077	2:32.350	1:23.534	191	2:30.338	1 Lap	157	2:51.298	6 Laps	8	2:32.325	3 Laps	16	2:56.797	21 Laps
157	2:50.702	5 Laps	49	2:43.309	3 Laps	10	2:41.024	2 Laps	44	2:33.118	6 Laps	911	2:38.262	2 Laps
911	2:35.146	1 Lap	254	2:38.711	10 Laps	300	2:51.830	6 Laps	245	2:43.661	4 Laps	1	2:26.969	2:16.056
99	2:34.976	1:33.552	31	2:44.477	3 Laps	32	3:05.015	8 Laps	46	3:02.244	8 Laps	36	3:01.397	7 Laps
44	2:31.473	5 Laps	21	2:35.776	2 Laps	24	2:31.062	1 Lap	70	2:59.957	8 Laps	7	2:35.038	1 Lap
300	2:52.337	5 Laps	7	2:33.534	1 Lap	12	2:52.050	4 Laps	3	2:36.879	2 Laps	Lap 49		
3	2:38.327	1 Lap	57	3:02.258	7 Laps	11	2:41.024	2 Laps	10	2:25.656	33.489	2	2:24.085	
12	2:52.498	3 Laps	245	2:41.473	3 Laps	99	2:30.682	1 Lap	57	5:42.662	9 Laps	21	2:36.158	3 Laps
69	2:58.390	6 Laps	077	2:31.619	1:39.088	64	2:42.391	2 Laps	30	2:43.479	4 Laps	3	4:25.638	3 Laps
94	2:32.971	3 Laps	5	2:47.770	21 Laps	191	2:30.453	1 Lap	94	2:33.184	4 Laps	8	2:31.173	3 Laps
Lap 42			44	2:33.016	5 Laps	69	2:58.533	7 Laps	5	2:48.314	22 Laps	077	2:33.138	3 Laps
111	2:24.981	2	2:23.525	1.979	254	2:37.936	10 Laps	24	2:31.580	1 Lap	32	3:04.649	9 Laps	
2	2:23.525	1.979	8	2:33.666	2 Laps	7	2:33.299	1 Lap	42	3:00.366	8 Laps	44	2:32.757	6 Laps
11	2:40.825	2 Laps	30	3:32.359	3 Laps	21	2:36.624	2 Laps	99	2:30.329	1 Lap	49	2:43.635	4 Laps
46	3:00.653	7 Laps	36	3:03.246	6 Laps	49	2:44.060	3 Laps	31	4:04.871	4 Laps	69	2:58.066	8 Laps
64	2:43.431	2 Laps	3	2:35.851	1 Lap	416	6:45.119	5 Laps	157	2:52.072	6 Laps	10	2:27.457	41.046
10	2:26.194	19.408	Lap 44			46	2:59.715	7 Laps	191	2:30.951	1 Lap	245	2:41.814	4 Laps
70	3:02.003	7 Laps	111	2:23.964	31	2:44.402	3 Laps	16	2:55.691	21 Laps	416	2:45.370	6 Laps	
24	2:31.855	1 Lap	2	2:23.450	0.809	1	2:26.631	2:06.449	300	2:50.072	6 Laps	191	4:04.687	2 Laps
49	2:44.450	3 Laps	157	2:51.889	6 Laps	245	2:41.282	3 Laps	36	3:00.462	7 Laps	94	2:33.335	4 Laps
191	2:32.003	1 Lap	32	3:02.462	8 Laps	70	3:00.847	7 Laps	11	2:40.846	2 Laps	111	2:26.862	1:22.349
57	3:00.680	7 Laps	300	2:51.809	6 Laps	8	2:29.885	2 Laps	64	2:44.375	2 Laps	30	2:42.616	4 Laps
30	2:44.069	3 Laps	94	2:33.339	4 Laps	44	2:33.038	5 Laps	911	2:38.492	2 Laps	24	2:31.736	1 Lap
31	2:43.143	3 Laps	10	2:27.539	26.558	Lap 46			12	2:57.334	4 Laps	46	2:59.379	8 Laps
254	2:38.211	10 Laps	12	2:53.484	4 Laps	111	2:21.895	2	2:21.218	0.565	99	2:30.990	1 Lap	
21	2:38.048	2 Laps	69	2:58.122	7 Laps	2	2:21.218	0.565	7	2:33.997	1 Lap	70	3:00.769	8 Laps
245	2:43.229	3 Laps	24	2:30.693	1 Lap	3	2:37.397	2 Laps	1	2:26.927	2:12.440	254	2:41.612	11 Laps
7	2:33.549	1 Lap	11	2:41.341	2 Laps	5	2:53.441	22 Laps	21	2:36.280	2 Laps	12	4:34.152	5 Laps
5	2:48.937	21 Laps	64	2:42.248	2 Laps	30	2:44.305	4 Laps	Lap 48			31	2:40.385	4 Laps
36	3:02.851	6 Laps	99	4:00.765	1 Lap	10	2:26.015	32.525	2	2:23.199	69	2:57.747	8 Laps	
077	2:32.770	1:31.323	191	2:31.101	1 Lap	94	2:33.670	4 Laps	077	7:53.327	3 Laps	11	2:42.029	2 Laps
99	2:35.485	1:44.056	46	2:59.146	7 Laps	42	3:02.732	8 Laps	8	2:31.751	3 Laps	1	2:28.368	2:20.339
911	2:37.638	1 Lap	254	2:38.430	10 Laps	157	2:51.401	6 Laps	49	2:44.011	4 Laps	Lap 50		
44	2:32.835	5 Laps	49	2:43.231	3 Laps	36	3:00.941	7 Laps	44	2:31.086	6 Laps	2	2:23.858	
32	8:49.066	7 Laps	70	2:59.952	7 Laps	24	2:32.231	1 Lap	416	2:45.559	6 Laps	157	2:55.448	7 Laps
8	3:57.658	2 Laps	21	2:35.542	2 Laps	16	2:57.447	21 Laps	245	2:40.719	4 Laps	911	2:41.916	3 Laps
1	3:42.648	1:53.579	7	2:33.277	1 Lap	300	2:50.877	6 Laps	10	2:27.538	37.674	7	2:35.971	2 Laps
42	3:11.851	6 Laps	31	2:43.644	3 Laps	99	2:30.205	1 Lap	46	2:58.968	8 Laps	300	2:52.460	7 Laps
157	2:52.068	5 Laps	077	2:34.201	1:49.325	191	2:30.799	1 Lap	94	2:33.652	4 Laps	42	3:02.754	9 Laps
3	2:37.532	1 Lap	245	2:40.745	3 Laps	11	2:42.112	2 Laps	70	2:59.633	8 Laps	21	2:36.728	3 Laps
300	2:54.126	5 Laps	1	2:29.495	2:04.229	32	3:01.749	8 Laps	30	2:42.259	4 Laps	8	2:30.646	3 Laps
Lap 43			44	2:35.165	5 Laps	12	2:52.945	4 Laps	5	2:48.074	22 Laps	3	2:40.309	3 Laps
111	2:23.854	8	2:30.627	2 Laps	64	2:43.212	2 Laps	Lap 49			077	2:31.614	3 Laps	
Lap 44			57	3:01.792	7 Laps	Lap 46			Lap 48			Lap 50		



BELCAR ENDURANCE CHAMPIONSHIP


SPA EURO RACE

RACE

Analysis by lap

Lapped

Nr	Lap Time	Gap	Nr	Lap Time	Gap	Nr	Lap Time	Gap	Nr	Lap Time	Gap	Nr	Lap Time	Gap	
44	2:31.630	6 Laps	49	3:59.595	5 Laps	416	2:46.357	6 Laps	69	2:58.404	9 Laps	Lap 57			
36	3:03.123	8 Laps	1	2:28.285	1 Lap	10	2:28.236	2:22.838	44	2:31.309	6 Laps				
10	2:28.136	45.324	31	2:40.087	5 Laps	Lap 54				2	3:27.710				
49	2:45.124	4 Laps	46	2:59.174	9 Laps	2	2:26.784		5	2:48.115	25 Laps	57	3:05.421	11 Laps	
191	2:31.701	2 Laps	7	2:33.963	2 Laps	36	3:01.558	9 Laps	911	2:37.267	3 Laps	64	2:44.271	4 Laps	
32	3:03.021	9 Laps	70	2:59.588	9 Laps	1	2:27.739	1 Lap	21	2:35.975	3 Laps	11	2:38.624	4 Laps	
245	2:42.611	4 Laps	911	2:38.485	3 Laps	7	4:30.929	3 Laps	245	2:41.680	5 Laps	254	2:42.449	12 Laps	
416	2:44.193	6 Laps	157	5:22.186	8 Laps	64	2:45.317	4 Laps	191	2:29.882	2 Laps	8	2:31.360	5 Laps	
69	2:58.684	8 Laps	21	2:35.086	3 Laps	4	2:41.523	6 Laps	111	2:24.678	1:33.005	12	2:39.839	6 Laps	
94	2:32.942	4 Laps	8	2:32.356	3 Laps	30	2:43.350	5 Laps	3	2:37.332	3 Laps	077	2:36.181	3 Laps	
16	4:01.761	22 Laps	077	2:30.666	3 Laps	254	2:40.753	12 Laps	46	2:59.367	9 Laps	44	2:32.366	6 Laps	
111	2:25.984	1:24.475	44	2:31.539	6 Laps	32	3:02.067	10 Laps	94	2:33.069	4 Laps	42	3:01.926	10 Laps	
24	2:31.566	1 Lap	3	2:38.158	3 Laps	11	2:37.703	4 Laps	24	2:31.790	1 Lap	31	2:41.436	5 Laps	
64	4:09.218	3 Laps	57	3:02.827	10 Laps	12	2:41.523	6 Laps	70	2:59.903	9 Laps	49	2:41.445	5 Laps	
99	2:30.267	1 Lap	300	2:50.536	7 Laps	16	2:55.745	23 Laps	300	2:49.926	7 Laps	191	2:30.218	2 Laps	
30	2:42.522	4 Laps	191	2:29.964	2 Laps	69	2:59.269	9 Laps	Lap 56						
254	2:41.287	11 Laps	42	3:01.078	9 Laps	31	2:40.263	5 Laps	2	2:23.902		111	2:27.313	34.767	
46	3:00.045	8 Laps	111	2:27.644	1:30.658	49	2:42.438	5 Laps	10	2:27.368	1 Lap	911	2:37.148	3 Laps	
12	2:41.232	5 Laps	94	2:35.163	4 Laps	5	2:48.122	25 Laps	1	2:24.519	1 Lap	21	2:37.714	3 Laps	
31	2:40.014	4 Laps	245	2:43.911	4 Laps	8	2:30.899	3 Laps	157	3:02.116	9 Laps	245	2:42.011	5 Laps	
70	3:00.025	8 Laps	416	2:45.884	6 Laps	077	2:30.602	3 Laps	57	3:02.661	11 Laps	36	3:02.274	9 Laps	
1	2:25.409	2:21.890	24	2:31.672	1 Lap	911	2:39.539	3 Laps	416	2:46.355	7 Laps	5	2:49.133	25 Laps	
Lap 51			36	3:03.534	8 Laps	245	4:15.078	5 Laps	42	2:59.773	10 Laps	32	3:04.790	10 Laps	
2	2:23.490		99	2:30.106	1 Lap	21	2:37.830	3 Laps	64	2:44.940	4 Laps	94	2:33.284	4 Laps	
11	2:42.033	3 Laps	32	2:59.886	9 Laps	191	2:30.592	2 Laps	30	2:44.232	5 Laps	99	2:31.199	1 Lap	
57	3:03.260	10 Laps	64	2:43.213	3 Laps	46	3:01.005	9 Laps	254	2:40.512	12 Laps	69	3:06.757	9 Laps	
7	2:33.245	2 Laps	10	2:27.519	2:17.171	111	2:24.830	1:31.639	11	2:37.806	4 Laps	24	2:31.109	1 Lap	
911	2:39.894	3 Laps	30	2:43.177	4 Laps	70	2:59.715	9 Laps	12	2:40.769	6 Laps	10	2:26.482	1:28.591	
21	2:36.241	3 Laps	69	2:57.699	8 Laps	300	2:49.882	7 Laps	8	2:31.726	3 Laps	1	2:24.724	1:29.104	
8	2:31.352	3 Laps	Lap 53			44	2:33.544	6 Laps	31	2:41.286	5 Laps	30	4:11.737	5 Laps	
077	2:32.164	3 Laps	2	2:22.569		911	2:39.539	3 Laps	077	2:32.598	3 Laps	46	2:59.179	9 Laps	
44	2:32.442	6 Laps	16	2:54.781	23 Laps	157	3:03.801	8 Laps	44	2:30.815	6 Laps	300	2:51.433	7 Laps	
300	2:53.227	7 Laps	1	2:25.694	1 Lap	99	2:31.192	1 Lap	49	2:42.982	5 Laps	70	2:59.459	9 Laps	
3	2:39.921	3 Laps	254	2:40.983	12 Laps	24	2:31.468	1 Lap	36	3:03.911	9 Laps	Lap 58			
42	3:00.454	9 Laps	12	2:39.288	6 Laps	57	3:03.486	10 Laps	911	2:38.803	3 Laps	2	2:22.046		
191	2:29.943	2 Laps	11	4:55.225	4 Laps	10	2:26.419	2:22.473	191	2:31.076	2 Laps	416	2:48.069	7 Laps	
36	3:02.727	8 Laps	31	2:40.928	5 Laps	Lap 55				8	2:33.247	3 Laps			
245	2:42.265	4 Laps	49	2:43.468	5 Laps	2	2:23.312		21	2:37.899	3 Laps	11	2:40.291	4 Laps	
416	2:43.769	6 Laps	5	2:49.005	25 Laps	416	2:46.773	7 Laps	111	2:26.061	1:35.164	157	3:03.111	9 Laps	
94	2:33.079	4 Laps	8	2:31.498	3 Laps	1	2:24.175	1 Lap	5	2:50.160	25 Laps	64	2:45.320	4 Laps	
111	2:26.719	1:27.704	911	2:38.691	3 Laps	42	3:01.724	10 Laps	16	2:57.860	23 Laps	254	2:43.092	12 Laps	
32	3:02.449	9 Laps	077	2:32.935	3 Laps	7	2:35.565	3 Laps	245	2:42.897	5 Laps	077	2:33.975	3 Laps	
24	2:32.022	1 Lap	46	3:00.751	9 Laps	64	2:44.067	4 Laps	69	2:59.124	9 Laps	12	2:40.085	6 Laps	
99	2:29.927	1 Lap	44	2:32.669	6 Laps	30	2:43.843	5 Laps	3	2:38.510	3 Laps	111	2:24.882	37.603	
69	2:59.020	8 Laps	21	2:39.314	3 Laps	254	2:39.973	12 Laps	94	2:33.373	4 Laps	31	2:41.867	5 Laps	
16	2:55.761	22 Laps	70	3:00.576	9 Laps	36	3:02.572	9 Laps	99	2:30.799	1 Lap	191	2:31.358	2 Laps	
64	2:44.246	3 Laps	3	2:36.949	3 Laps	11	2:38.517	4 Laps	24	2:31.435	1 Lap	57	3:03.964	11 Laps	
30	2:43.304	4 Laps	191	2:31.310	2 Laps	12	2:40.500	6 Laps	10	2:27.192	2:29.819	49	2:43.249	5 Laps	
10	3:52.508	2:14.342	157	3:04.739	8 Laps	31	2:41.420	5 Laps	1	2:24.535	2:32.090	911	2:36.875	3 Laps	
254	2:39.986	11 Laps	300	2:49.611	7 Laps	49	2:43.098	5 Laps	46	2:59.182	9 Laps	21	2:37.554	3 Laps	
5	8:20.942	24 Laps	111	2:25.504	1:33.593	8	2:31.888	3 Laps	300	2:51.370	7 Laps	16	5:10.812	24 Laps	
12	2:41.040	5 Laps	57	3:02.886	10 Laps	077	2:31.500	3 Laps	70	2:59.644	9 Laps	42	3:05.949	10 Laps	
Lap 52			94	2:33.562	4 Laps	32	3:00.656	10 Laps	7	5:12.133	3 Laps	245	2:41.543	5 Laps	
2	2:24.690		99	2:30.906	1 Lap	16	2:57.758	23 Laps	157	3:02.856	8 Laps	3	2:37.422	3 Laps	
			24	2:32.698	1 Lap				416	2:47.747	6 Laps	5	2:48.387	25 Laps	
			42	3:00.710	9 Laps							44	3:26.848	6 Laps	



BELCAR ENDURANCE CHAMPIONSHIP


SPA EURO RACE

RACE

Analysis by lap

Lapped

Nr	Lap Time	Gap	Nr	Lap Time	Gap	Nr	Lap Time	Gap	Nr	Lap Time	Gap	Nr	Lap Time	Gap
99	2:31.272	1 Lap	254	2:40.415	12 Laps	157	3:02.587	10 Laps	44	2:33.574	6 Laps	94	2:33.212	5 Laps
7	4:12.275	4 Laps	70	3:01.470	10 Laps	57	3:03.274	12 Laps	21	2:38.141	3 Laps	077	2:34.044	3 Laps
1	2:27.791	1:34.849	64	2:44.936	4 Laps	16	3:00.332	25 Laps	31	2:42.100	5 Laps	191	2:32.194	2 Laps
24	2:35.099	1 Lap	31	2:40.681	5 Laps	30	2:42.021	6 Laps	416	2:50.418	7 Laps	32	2:48.668	12 Laps
10	2:29.170	1:35.715	911	2:37.377	3 Laps	42	3:01.360	11 Laps	Lap 64					
36	3:02.877	9 Laps	5	4:45.958	26 Laps	32	2:50.475	12 Laps	2	2:26.202		1	2:26.749	1:51.867
32	3:02.065	10 Laps	21	2:38.896	3 Laps	300	2:49.717	9 Laps	24	2:35.021	2 Laps	157	3:02.022	10 Laps
69	2:59.966	9 Laps	49	2:43.007	5 Laps	111	2:26.858	53.601	64	2:47.029	5 Laps	10	2:26.083	2:00.926
30	2:42.467	5 Laps	1	2:26.794	1:43.046	8	2:32.615	3 Laps	7	2:34.613	5 Laps	16	2:59.252	25 Laps
Lap 59			44	2:33.471	6 Laps	94	2:33.322	5 Laps	49	2:44.275	6 Laps	11	2:40.287	4 Laps
2	2:22.796		10	2:29.493	1:47.145	36	3:00.762	10 Laps	3	2:38.926	4 Laps	57	3:02.911	12 Laps
46	2:59.261	10 Laps	157	3:01.505	9 Laps	077	2:33.522	3 Laps	5	2:46.702	27 Laps	Lap 66		
94	3:55.516	5 Laps	3	2:39.818	3 Laps	191	2:30.745	2 Laps	245	2:41.121	6 Laps	2	2:24.505	
8	2:32.370	3 Laps	99	2:33.179	1 Lap	69	3:00.172	10 Laps	46	3:00.816	11 Laps	42	3:00.366	12 Laps
70	2:59.622	10 Laps	7	2:33.895	4 Laps	11	2:39.669	4 Laps	70	3:00.631	11 Laps	44	2:31.683	7 Laps
416	2:47.741	7 Laps	245	2:42.837	5 Laps	12	2:40.211	6 Laps	111	2:26.110	57.014	911	2:38.519	4 Laps
077	2:33.876	3 Laps	24	2:32.550	1 Lap	254	2:40.615	12 Laps	30	2:42.693	6 Laps	12	2:40.201	7 Laps
111	2:29.175	43.982	57	3:04.850	11 Laps	1	2:28.447	1:48.066	8	2:34.364	3 Laps	21	2:37.145	4 Laps
11	2:40.007	4 Laps	16	2:59.333	24 Laps	911	2:37.245	3 Laps	157	3:03.896	10 Laps	254	2:42.952	13 Laps
12	2:40.077	6 Laps	42	3:01.289	10 Laps	10	2:27.461	1:51.960	94	2:35.051	5 Laps	24	2:33.292	2 Laps
191	2:32.506	2 Laps	Lap 61			416	2:48.532	7 Laps	32	2:48.756	12 Laps	31	2:42.795	6 Laps
254	2:45.100	12 Laps	2	2:26.179		31	2:41.756	5 Laps	077	2:35.312	3 Laps	7	2:33.895	5 Laps
64	2:48.414	4 Laps	32	5:22.045	12 Laps	21	2:39.092	3 Laps	191	2:35.855	2 Laps	36	3:01.869	11 Laps
31	2:40.992	5 Laps	30	2:42.171	6 Laps	44	2:33.114	6 Laps	16	2:57.797	25 Laps	3	2:38.280	4 Laps
157	3:03.122	9 Laps	300	2:50.983	9 Laps	64	2:46.478	4 Laps	300	2:53.219	9 Laps	49	2:42.219	6 Laps
911	2:36.869	3 Laps	36	3:00.239	10 Laps	49	2:41.865	5 Laps	57	3:05.490	12 Laps	64	2:45.712	5 Laps
49	2:41.589	5 Laps	69	2:59.372	10 Laps	99	2:39.032	1 Lap	42	3:01.527	11 Laps	416	2:48.227	8 Laps
21	2:36.873	3 Laps	8	2:31.647	3 Laps	46	2:59.709	10 Laps	1	2:25.651	1:50.636	69	3:00.357	11 Laps
57	3:02.827	11 Laps	111	2:25.156	49.903	5	2:47.515	26 Laps	10	2:30.464	2:00.361	245	2:40.446	6 Laps
3	2:38.417	3 Laps	94	2:33.951	5 Laps	24	2:32.296	1 Lap	11	2:41.210	4 Laps	5	2:49.475	27 Laps
44	2:30.599	6 Laps	077	2:31.857	3 Laps	3	2:37.660	3 Laps	911	2:37.516	3 Laps	111	2:26.315	1:02.296
245	2:43.731	5 Laps	191	2:30.761	2 Laps	7	2:33.844	4 Laps	12	2:41.458	6 Laps	99	2:33.935	3 Laps
16	3:00.117	24 Laps	11	2:39.412	4 Laps	Lap 63			44	2:34.502	6 Laps	8	2:32.250	3 Laps
1	2:26.271	1:38.324	12	2:40.609	6 Laps	2	2:22.585		254	2:44.008	12 Laps	30	2:41.641	6 Laps
99	2:32.251	1 Lap	254	2:41.221	12 Laps	70	3:01.046	11 Laps	36	3:02.730	10 Laps	94	2:34.478	5 Laps
10	2:26.805	1:39.724	416	2:48.954	7 Laps	245	2:41.257	6 Laps	Lap 65			46	3:02.797	11 Laps
7	2:36.671	4 Laps	46	2:59.773	10 Laps	157	3:02.191	10 Laps	2	2:25.518		077	2:33.032	3 Laps
42	3:01.614	10 Laps	911	2:37.126	3 Laps	30	2:40.790	6 Laps	21	2:39.178	4 Laps	191	2:31.909	2 Laps
24	2:33.880	1 Lap	31	2:43.112	5 Laps	111	2:26.090	57.106	31	2:41.606	6 Laps	70	2:59.413	11 Laps
36	3:00.390	9 Laps	64	2:46.567	4 Laps	16	2:59.648	25 Laps	24	2:39.629	2 Laps	1	2:24.829	1:52.191
300	4:50.464	8 Laps	21	2:38.133	3 Laps	32	2:49.120	12 Laps	7	2:39.044	5 Laps	10	2:26.328	2:02.749
30	2:42.628	5 Laps	1	2:25.912	1:42.779	57	3:03.827	12 Laps	69	3:04.738	11 Laps	32	2:48.851	12 Laps
Lap 60			10	2:26.693	1:47.659	8	2:32.517	3 Laps	49	2:45.201	6 Laps	Lap 67		
2	2:22.072		49	2:43.044	5 Laps	94	2:34.144	5 Laps	416	2:51.948	8 Laps	2	2:24.004	
69	2:59.535	10 Laps	5	2:49.357	26 Laps	300	2:50.011	9 Laps	3	2:42.966	4 Laps	157	3:00.273	11 Laps
8	2:31.832	3 Laps	44	2:32.155	6 Laps	42	3:01.010	11 Laps	64	2:48.483	5 Laps	300	2:50.241	10 Laps
94	2:35.064	5 Laps	70	3:00.984	10 Laps	077	2:32.366	3 Laps	5	2:47.862	27 Laps	44	2:35.055	7 Laps
111	2:29.016	50.926	99	2:32.093	1 Lap	191	2:31.604	2 Laps	245	2:42.071	6 Laps	11	2:41.113	5 Laps
077	2:34.364	3 Laps	3	2:37.693	3 Laps	36	3:04.362	10 Laps	99	6:01.912	3 Laps	911	2:38.690	4 Laps
46	2:59.990	10 Laps	24	2:33.912	1 Lap	11	2:40.963	4 Laps	111	2:28.990	1:00.486	16	3:01.080	26 Laps
11	2:40.467	4 Laps	7	2:35.421	4 Laps	1	2:25.706	1:51.187	46	3:04.403	11 Laps	12	2:40.329	7 Laps
191	2:31.351	2 Laps	245	2:42.045	5 Laps	10	2:26.724	1:56.099	70	3:00.156	11 Laps	21	2:37.956	4 Laps
416	2:50.320	7 Laps	Lap 62			12	2:41.993	6 Laps	30	2:39.587	6 Laps	254	2:40.754	13 Laps
12	2:41.104	6 Laps	2	2:23.160		254	2:41.952	12 Laps	8	2:31.854	3 Laps	24	2:34.484	2 Laps
						911	2:36.737	3 Laps						
						69	3:03.611	10 Laps						



BELCAR ENDURANCE CHAMPIONSHIP


SPA EURO RACE

RACE

Analysis by lap

 Lapped

Nr	Lap Time	Gap	Nr	Lap Time	Gap	Nr	Lap Time	Gap	Nr	Lap Time	Gap	Nr	Lap Time	Gap
7	2:34.663	5 Laps	99	3:26.254	3 Laps	49	2:40.940	6 Laps						
57	3:04.078	13 Laps				1	2:24.710	1:42.536						
42	3:01.604	12 Laps	Lap 69			157	3:03.704	11 Laps						
31	2:43.664	6 Laps	2	2:27.881		16	2:57.609	26 Laps						
3	2:37.613	4 Laps	44	2:32.143	7 Laps	245	2:40.420	6 Laps						
49	2:40.783	6 Laps	70	3:00.049	12 Laps	8	2:36.282	3 Laps						
111	2:26.997	1:05.289	32	2:48.066	13 Laps	94	2:34.215	5 Laps						
64	2:45.889	5 Laps	46	3:05.456	12 Laps	64	2:49.108	5 Laps						
416	2:45.791	8 Laps	11	2:40.530	5 Laps	416	2:48.483	8 Laps						
36	3:02.287	11 Laps	911	2:37.719	4 Laps	10	2:32.240	2:08.649						
245	2:41.534	6 Laps	21	2:37.454	4 Laps	077	2:36.137	3 Laps						
99	2:33.088	3 Laps	24	2:34.346	2 Laps	42	3:02.260	12 Laps						
5	2:46.963	27 Laps	7	2:34.275	5 Laps	191	2:38.013	2 Laps						
69	3:00.015	11 Laps	12	2:41.246	7 Laps	5	2:49.457	27 Laps						
8	2:32.361	3 Laps	300	2:50.353	10 Laps	99	2:32.345	3 Laps						
94	2:33.568	5 Laps	254	2:39.470	13 Laps	57	3:03.659	13 Laps						
1	2:25.536	1:53.723	111	2:28.212	1:04.298	30	2:41.949	6 Laps						
30	2:41.034	6 Laps	3	2:39.698	4 Laps	36	3:24.053	11 Laps						
077	2:33.472	3 Laps	31	2:43.327	6 Laps									
191	2:33.436	2 Laps	157	3:03.258	11 Laps									
10	2:26.794	2:05.539	16	2:58.763	26 Laps									
46	3:04.240	11 Laps	49	2:40.819	6 Laps									
70	2:59.652	11 Laps	42	3:00.235	12 Laps									
Lap 68			245	2:43.620	6 Laps									
2	2:26.751		64	2:47.606	5 Laps									
32	2:48.653	13 Laps	8	2:33.222	3 Laps									
44	2:32.590	7 Laps	1	2:25.765	1:50.024									
11	2:42.103	5 Laps	416	2:47.620	8 Laps									
911	2:40.187	4 Laps	57	3:05.267	13 Laps									
12	2:39.651	7 Laps	94	2:34.367	5 Laps									
300	2:54.046	10 Laps	5	2:48.427	27 Laps									
21	2:37.956	4 Laps	077	2:32.824	3 Laps									
24	2:34.581	2 Laps	10	2:31.619	2:08.607									
157	3:01.965	11 Laps	191	2:38.298	2 Laps									
7	2:34.500	5 Laps	99	2:32.625	3 Laps									
254	2:43.211	13 Laps	30	2:40.733	6 Laps									
16	2:59.896	26 Laps	36	3:06.263	11 Laps									
31	2:43.830	6 Laps	Lap 70											
3	2:39.275	4 Laps	2	2:32.198										
111	2:25.429	1:03.967	69	2:59.733	12 Laps									
42	3:00.812	12 Laps	44	2:31.035	7 Laps									
49	2:42.285	6 Laps	911	2:36.433	4 Laps									
57	3:04.697	13 Laps	32	2:48.448	13 Laps									
64	2:47.536	5 Laps	11	2:40.223	5 Laps									
245	2:42.452	6 Laps	7	2:34.673	5 Laps									
416	2:49.068	8 Laps	24	2:37.356	2 Laps									
5	2:48.223	27 Laps	21	2:39.020	4 Laps									
8	2:33.800	3 Laps	70	2:58.764	12 Laps									
36	3:05.755	11 Laps	111	2:27.157	59.257									
1	2:25.168	1:52.140	12	2:42.732	7 Laps									
94	2:34.434	5 Laps	46	3:05.714	12 Laps									
077	2:32.240	3 Laps	254	2:40.476	13 Laps									
69	3:00.069	11 Laps	300	2:52.183	10 Laps									
191	2:33.280	2 Laps	3	2:38.623	4 Laps									
10	2:26.081	2:04.869	31	2:43.212	6 Laps									
30	2:41.396	6 Laps												



BELCAR ENDURANCE CHAMPIONSHIP


SPA EURO RACE

RACE

Sector Analysis

■ Personal Best
 ■ Session Best
 ■ Crossing the finish line in pit lane

Lap	D	Time	Sector 1	Sector 2	Sector 3	T. Spd	Elapsed	Lap	D	Time	Sector 1	Sector 2	Sector 3	T. Spd	Elapsed
1 Aqua Protect Racing Team Norma M20 FC 1. David HOUTHOOFD 3. Marc GOOSSENS 2. François BOUILLON 2								2 Russel Racing by DVB Racing Norma M20 FC 1. Frank THIERS 3. Gilles MAGNUS 2. Hans THIERS 2							
1	1	2:32.641	45.851	1:08.541	38.249		2:32.641	56	1	2:24.535	42.359	1:04.266	37.910	233.3	2:28:24.839
2	1	2:26.413	42.819	1:05.281	38.313	232.3	4:59.054	57	1	2:24.724	42.407	1:04.442	37.875	232.8	2:30:49.563
3	1	2:25.817	42.507	1:05.110	38.200	234.8	7:24.871	58	1	2:27.791	42.509	1:06.223	39.059	236.8	2:33:17.354
4	1	2:25.247	42.493	1:04.590	38.164	233.8	9:50.118	59	1	2:26.271	42.358	1:05.133	38.780	233.8	2:35:43.625
5	1	2:26.124	42.300	1:05.347	38.477	233.3	12:16.242	60	1	2:26.794	42.363	1:05.413	39.018	235.8	2:38:10.419
6	1	2:31.167	44.600	1:08.586	37.981	232.8	14:47.409	61	1	2:25.912	42.592	1:04.470	38.850	231.3	2:40:36.331
7	1	2:25.267	42.689	1:04.560	38.018	236.3	17:12.676	62	1	2:28.447	43.368	1:06.278	38.801	234.8	2:43:04.778
8	1	2:25.375	42.538	1:04.661	38.176	231.8	19:38.051	63	1	2:25.706	42.160	1:05.582	37.964	237.9	2:45:30.484
9	1	2:25.489	42.716	1:04.790	37.983	230.8	22:03.540	64	1	2:25.651	43.451	1:04.232	37.968	227.8	2:47:56.135
10	1	2:26.261	42.557	1:05.707	37.997	231.8	24:29.801	65	1	2:26.749	44.254	1:04.618	37.877	226.9	2:50:22.884
11	1	2:27.536	42.935	1:06.394	38.207	234.8	26:57.337	66	1	2:24.829	43.217	1:03.865	37.747	228.8	2:52:47.713
12	1	2:26.056	42.306	1:05.705	38.045	235.8	29:23.393	67	1	2:25.536	42.362	1:05.067	38.107	235.8	2:55:13.249
13	1	2:29.147	45.199	1:05.324	38.624	226.4	31:52.540	68	1	2:25.168	42.484	1:04.802	37.882	231.3	2:57:38.417
14	1	2:24.838	42.459	1:04.358	38.021	233.8	34:17.378	69	1	2:25.765	42.331	1:04.764	38.670	231.8	3:00:04.182
15	1	2:27.073	42.105	1:06.054	38.914	235.8	36:44.451	70	1	2:24.710	42.459	1:03.975	38.276	231.8	3:02:28.892
16	1	2:25.895	42.772	1:04.301	38.822	236.3	39:10.346								
17	1	2:26.795	42.392	1:06.264	38.139	236.3	41:37.141								
18	1	2:26.382	42.193	1:06.435	37.754	237.4	44:03.523								
19	1	2:27.921	42.191	1:07.522	38.208	236.3	46:31.444								
20	1	2:27.717	42.553	1:06.466	38.698	235.8	48:59.161								
21	1	2:26.669	42.803	1:05.874	37.992	233.8	51:25.830								
22	1	2:26.986	43.722	1:05.406	37.858	231.8	53:52.816								
23	1	2:27.013	42.301	1:06.738	37.974	235.3	56:19.829								
24	1	4:40.202	2:15.526	1:27.642	57.034	211.4	1:01:00.031								
25	1	4:11.420	1:15.231	1:50.560	1:05.629	132.7	1:05:11.451								
26	1	4:16.451	1:09.067	1:49.148	1:18.236	140.4	1:09:27.902								
27	1	2:31.609	44.317	1:08.331	38.961	222.7	1:11:59.511								
28	1	2:27.407	43.249	1:05.706	38.452	232.8	1:14:26.918								
29	1	2:41.993	43.692	1:09.202	49.099	231.8	1:17:08.911								
30	1	4:23.088	1:19.043	1:53.885	1:10.160	115.0	1:21:31.999								
31	1	3:58.163	1:10.759	1:45.093	1:02.311	136.2	1:25:30.162								
32	1	2:28.607	43.912	1:06.262	38.433	228.8	1:27:58.769								
33	1	2:28.523	43.297	1:06.532	38.694	233.8	1:30:27.292								
34	1	2:29.814	43.598	1:07.432	38.784	230.3	1:32:57.106								
35	1	2:28.367	43.548	1:05.924	38.895	229.3	1:35:25.473								
36	1	2:29.338	44.148	1:06.729	38.461	230.8	1:37:54.811								
37	1	2:28.746	43.264	1:06.822	38.660	231.3	1:40:23.557								
38	1	2:29.484	44.079	1:06.721	38.684	228.3	1:42:53.041								
39	1	2:29.410	43.971	1:06.796	38.643	229.3	1:45:22.451								
40	1	2:31.114	44.416	1:07.745	38.953	227.4	1:47:53.565								
41	1	2:35.256	45.381	1:10.248	39.627	226.9	1:50:28.821								
42	1	3:42.648	1:56.044	1:07.762	38.842	222.2	1:54:11.469								
43	1	2:28.973	43.171	1:06.864	38.938	234.3	1:56:40.442								
44	1	2:29.495	43.908	1:07.234	38.353	232.8	1:59:09.937								
45	1	2:26.631	42.859	1:05.426	38.346	229.3	2:01:36.568								
46	1	2:25.651	42.700	1:04.938	38.013	230.3	2:04:02.219								
47	1	2:26.927	42.981	1:05.287	38.659	230.3	2:06:29.146								
48	1	2:26.969	42.599	1:06.248	38.122	232.8	2:08:56.115								
49	1	2:28.368	43.087	1:06.442	38.839	231.3	2:11:24.483								
50	1	2:25.409	42.665	1:04.600	38.144	231.8	2:13:49.892								
51	1	2:28.285	43.628	1:06.060	38.597	228.8	2:16:18.177								
52	1	2:25.694	42.873	1:03.806	39.015	232.3	2:18:43.871								
53	1	2:27.739	42.245	1:06.079	39.415	234.3	2:21:11.610								
54	1	2:24.175	42.538	1:03.810	37.827	231.3	2:23:35.785								
55	1	2:24.519	42.488	1:04.132	37.899	232.3	2:26:00.304								




BELCAR ENDURANCE CHAMPIONSHIP

SPA EURO RACE

RACE

Sector Analysis

							■ Personal Best ■ Session Best ■ Crossing the finish line in pit lane								
Lap	D	Time	Sector 1	Sector 2	Sector 3	T. Spd	Elapsed	Lap	D	Time	Sector 1	Sector 2	Sector 3	T. Spd	Elapsed
41	2	2:22.155	41.376	1:03.520	37.259	244.3	1:49:56.344	26	2	2:41.183	44.879	1:16.217	40.087	225.9	1:12:18.737
42	2	2:23.525	41.227	1:05.186	37.112	241.1	1:52:19.869	27	2	2:36.798	43.962	1:12.943	39.893	249.4	1:14:55.535
43	2	2:23.198	41.153	1:04.251	37.794	246.0	1:54:43.067	28	2	2:43.613	43.182	1:16.367	44.064	251.7	1:17:39.148
44	2	2:23.450	41.473	1:04.505	37.472	246.0	1:57:06.517	29	2	3:57.736	53.045	1:53.266	1:11.425	125.7	1:21:36.884
45	2	2:24.844	40.861	1:04.946	39.037	248.3	1:59:31.361	30	2	3:56.397	1:11.457	1:43.656	1:01.284	112.6	1:25:33.281
46	2	2:21.218	41.203	1:03.043	36.972	246.0	2:01:52.579	31	2	2:37.542	44.174	1:13.549	39.819	239.5	1:28:10.823
47	2	2:24.281	41.262	1:05.246	37.773	248.3	2:04:16.860	32	2	2:35.448	43.122	1:12.736	39.590	252.9	1:30:46.271
48	2	2:23.199	42.213	1:03.630	37.356	244.9	2:06:40.059	33	2	2:35.334	42.664	1:12.534	40.136	255.3	1:33:21.605
49	2	2:24.085	41.627	1:05.149	37.309	221.3	2:09:04.144	34	2	2:37.091	43.507	1:13.775	39.809	244.9	1:35:58.696
50	2	2:23.858	41.955	1:04.252	37.651	231.3	2:11:28.002	35	2	2:37.383	43.493	1:13.813	40.077	247.7	1:38:36.079
51	2	2:23.490	41.308	1:04.502	37.680	228.3	2:13:51.492	36	2	2:37.691	43.898	1:13.416	40.377	250.6	1:41:13.770
52	2	2:24.690	43.466	1:04.011	37.213	228.8	2:16:16.182	37	2	2:36.682	43.656	1:12.925	40.101	247.1	1:43:50.452
53	2	2:22.569	41.810	1:03.304	37.455	227.8	2:18:38.751	38	2	2:36.816	43.137	1:13.602	40.077	252.9	1:46:27.268
54	2	2:26.784	43.272	1:05.847	37.665	239.5	2:21:05.535	39	2	2:36.431	42.797	1:13.582	40.052	254.1	1:49:03.699
55	2	2:23.312	41.787	1:03.871	37.654	241.1	2:23:28.847	40	2	2:38.327	43.328	1:14.460	40.539	213.0	1:51:42.026
56	2	2:23.902	41.663	1:04.755	37.484	243.8	2:25:52.749	41	2	2:37.532	43.347	1:14.157	40.028	197.1	1:54:19.558
57	2	3:27.710	1:44.308	1:04.337	39.065	230.3	2:29:20.459	42	2	2:35.851	43.326	1:12.878	39.647	247.7	1:56:55.409
58	2	2:22.046	41.303	1:03.094	37.649	246.0	2:31:42.505	43	2	2:36.249	42.878	1:12.910	40.461	251.2	1:59:31.658
59	2	2:22.796	41.096	1:04.318	37.382	246.6	2:34:05.301	44	2	2:37.397	43.290	1:14.295	39.812	243.8	2:02:09.055
60	2	2:22.072	41.203	1:03.582	37.287	243.8	2:36:27.373	45	2	2:36.879	43.136	1:13.248	40.495	244.9	2:04:45.934
61	2	2:26.179	43.453	1:05.543	37.183	238.4	2:38:53.552	46	1	4:25.638	2:28.901	1:15.660	41.077	202.2	2:09:11.572
62	2	2:23.160	41.504	1:04.220	37.436	246.0	2:41:16.712	47	1	2:40.309	44.847	1:14.367	41.095	225.0	2:11:51.881
63	2	2:22.585	41.072	1:04.407	37.106	243.2	2:43:39.297	48	1	2:39.921	44.304	1:15.030	40.587	215.1	2:14:31.802
64	2	2:26.202	40.966	1:06.693	38.543	235.8	2:46:05.499	49	1	2:38.158	44.689	1:12.778	40.691	221.8	2:17:09.960
65	2	2:25.518	41.792	1:05.077	38.649	242.7	2:48:31.017	50	1	2:36.949	43.986	1:12.841	40.122	246.0	2:19:46.909
66	2	2:24.505	41.672	1:05.024	37.809	240.0	2:50:55.522	51	1	2:38.849	44.061	1:13.807	40.981	236.8	2:22:25.758
67	2	2:24.004	41.231	1:04.795	37.978	244.3	2:53:19.526	52	1	2:37.332	44.117	1:12.776	40.439	226.9	2:25:03.090
68	2	2:26.751	42.481	1:05.776	38.494	236.8	2:55:46.277	53	1	2:38.510	43.851	1:12.837	41.822	244.9	2:27:41.600
69	2	2:27.881	43.392	1:05.883	38.606	228.3	2:58:14.158	54	1	2:39.457	44.044	1:15.210	40.203	229.8	2:30:21.057
70	2	2:32.198	43.924	1:08.575	39.699	205.7	3:00:46.356	55	1	2:37.422	44.723	1:12.933	39.766	243.2	2:32:58.479
3 Speedlover 1. Guy VERHEYEN 2. Chris MATTHEUS							Porsche 991 1	5 ORACLE TSL 1. Cédric WAUTERS 2. Eric WOUTERS							Radical RS5 2
1	2	2:42.303	48.441	1:14.438	39.424		2:42.303	1	1	2:59.300	56.977	1:16.447	45.876		2:59.300
2	2	2:34.135	43.188	1:11.433	39.514	246.0	5:16.438	2	1	2:49.767	50.736	1:14.365	44.666	193.2	5:49.067
3	2	2:33.822	42.731	1:11.789	39.302	233.8	7:50.260	3	1	2:50.095	50.491	1:14.577	45.027	192.9	8:39.162
4	2	2:34.543	42.971	1:11.799	39.773	225.9	10:24.803	4	1	2:49.176	50.538	1:13.846	44.792	193.2	11:28.338
5	2	2:33.464	42.592	1:11.698	39.174	250.6	12:58.267	5	1	2:48.725	50.540	1:13.498	44.687	193.2	14:17.063
6	2	2:35.785	42.786	1:12.109	40.890	238.4	15:34.052	6	1	2:48.275	50.409	1:13.058	44.808	193.2	17:05.338
7	2	2:35.050	42.671	1:12.166	40.213	248.8	18:09.102	7	1	2:49.224	50.627	1:14.047	44.550	192.9	19:54.562
8	2	2:34.173	42.923	1:11.954	39.296	235.8	20:43.275	8	1	2:50.658	51.370	1:14.669	44.619	192.5	22:45.220
9	2	2:34.134	42.984	1:12.070	39.080	248.3	23:17.409	9	1	2:51.250	50.325	1:16.231	44.694	193.5	25:36.470
10	2	2:33.928	43.059	1:11.658	39.211	251.7	25:51.337	10	1	2:52.338	51.289	1:16.236	44.813	194.2	28:28.808
11	2	2:34.428	43.424	1:11.488	39.516	252.9	28:25.765	11	1	2:48.229	49.965	1:13.683	44.581	196.7	31:17.037
12	2	2:34.396	42.705	1:12.249	39.442	239.5	31:00.161	12	1	2:48.030	50.227	1:13.267	44.536	192.9	34:05.067
13	2	2:34.801	42.713	1:12.321	39.767	232.8	33:34.962	13	1	3:36.930	50.987	1:42.129	1:03.814	160.0	37:41.997
14	2	2:34.786	43.118	1:12.345	39.323	231.3	36:09.748	14	1	11:34.870	9:20.083	1:25.870	48.917	136.2	49:16.867
15	2	2:34.687	43.168	1:11.730	39.789	248.8	38:44.435								
16	2	2:33.834	43.113	1:11.363	39.358	239.5	41:18.269								
17	2	2:33.221	42.560	1:11.359	39.302	257.1	43:51.490								
18	2	2:34.170	43.053	1:11.993	39.124	236.8	46:25.660								
19	2	2:35.291	42.468	1:12.120	40.703	253.5	49:00.951								
20	2	2:34.011	42.853	1:11.989	39.169	225.0	51:34.962								
21	2	2:34.903	43.309	1:11.855	39.739	253.5	54:09.865								
22	2	2:45.024	43.369	1:14.471	47.184	241.1	56:54.889								
23	2	5:33.196	3:13.687	1:30.355	49.154	171.7	1:02:28.085								
24	2	3:06.719	54.151	1:24.042	48.526	183.7	1:05:34.804								
25	2	4:02.750	1:06.221	1:41.543	1:14.986	120.1	1:09:37.554								



BELCAR ENDURANCE CHAMPIONSHIP


SPA EURO RACE

RACE

Sector Analysis

■ Personal Best
 ■ Session Best
 ■ Crossing the finish line in pit lane

Lap	D	Time	Sector 1	Sector 2	Sector 3	T. Spd	Elapsed	Lap	D	Time	Sector 1	Sector 2	Sector 3	T. Spd	Elapsed
15	1	22:58.852	...	1:19.703	47.151	175.0	1:12:15.719	27	2	2:35.091	43.810	1:11.464	39.817	228.8	1:14:43.974
16	1	3:30.201	52.327	1:30.030	1:07.844	193.2	1:15:45.920	28	2	2:43.148	43.490	1:15.768	43.890	230.3	1:17:27.122
17	1	19:38.264	...	1:18.592	1:14.031	180.0	1:35:24.184	29	2	4:06.960	1:02.780	1:53.874	1:10.306	125.9	1:21:34.082
18	1	9:53.976	7:50.921	1:16.997	46.058	178.2	1:45:18.160	30	2	3:57.200	1:11.307	1:44.375	1:01.518	138.1	1:25:31.282
19	1	2:50.424	50.794	1:14.620	45.010	193.9	1:48:08.584	31	2	2:34.585	44.268	1:10.592	39.725	228.3	1:28:05.867
20	1	2:49.135	50.518	1:14.210	44.407	195.3	1:50:57.719	32	2	2:32.872	42.822	1:10.435	39.615	235.8	1:30:38.739
21	1	2:48.937	50.179	1:14.559	44.199	193.2	1:53:46.656	33	2	2:32.875	42.811	1:10.249	39.815	238.4	1:33:11.614
22	1	2:47.770	50.197	1:13.175	44.398	192.9	1:56:34.426	34	2	2:32.727	42.835	1:10.460	39.432	242.7	1:35:44.341
23	1	2:49.191	50.057	1:14.524	44.610	193.5	1:59:23.617	35	2	2:33.206	42.879	1:10.885	39.442	234.8	1:38:17.547
24	1	2:53.441	50.050	1:18.552	44.839	193.5	2:02:17.058	36	2	2:33.013	42.779	1:10.730	39.504	232.3	1:40:50.560
25	1	2:48.314	50.217	1:13.415	44.682	194.9	2:05:05.372	37	2	2:32.828	42.817	1:10.692	39.319	241.6	1:43:23.388
26	1	2:48.074	50.008	1:12.977	45.089	194.2	2:07:53.446	38	2	2:33.477	43.167	1:11.158	39.152	233.8	1:45:56.865
27	1	8:20.942	6:22.194	1:14.195	44.553	184.0	2:16:14.388	39	2	2:33.995	42.824	1:11.400	39.771	230.8	1:48:30.860
28	1	2:49.005	50.227	1:14.364	44.414	196.4	2:19:03.393	40	2	2:33.223	42.907	1:11.012	39.304	232.8	1:51:04.083
29	1	2:48.122	50.009	1:13.431	44.682	194.2	2:21:51.515	41	2	2:33.549	42.854	1:11.474	39.221	236.8	1:53:37.632
30	1	2:48.115	50.170	1:13.238	44.707	193.5	2:24:39.630	42	2	2:33.534	43.231	1:10.790	39.513	242.7	1:56:11.166
31	1	2:50.160	49.840	1:15.718	44.602	196.4	2:27:29.790	43	2	2:33.277	42.515	1:11.556	39.206	248.8	1:58:44.443
32	1	2:49.133	50.207	1:14.295	44.631	193.2	2:30:18.923	44	2	2:33.299	42.375	1:11.732	39.192	242.7	2:01:17.742
33	1	2:48.387	50.494	1:12.984	44.909	192.5	2:33:07.310	45	2	2:32.367	42.368	1:10.848	39.151	249.4	2:03:50.109
34	1	4:45.958	2:46.886	1:13.177	45.895	184.0	2:37:53.268	46	2	2:33.997	42.832	1:11.542	39.623	240.0	2:06:24.106
35	1	2:49.357	50.501	1:13.507	45.349	193.5	2:40:42.625	47	2	2:35.038	43.982	1:11.636	39.420	236.3	2:08:59.144
36	1	2:47.515	50.446	1:12.514	44.555	193.5	2:43:30.140	48	2	2:35.971	43.279	1:11.696	40.996	238.4	2:11:35.115
37	1	2:46.702	49.799	1:12.603	44.300	194.9	2:46:16.842	49	2	2:33.245	42.472	1:11.291	39.482	234.8	2:14:08.360
38	1	2:47.862	50.194	1:12.515	45.153	192.2	2:49:04.704	50	2	2:33.963	42.665	1:11.669	39.629	236.3	2:16:42.323
39	1	2:49.475	50.488	1:14.561	44.426	190.8	2:51:54.179	51	1	4:30.929	2:33.660	1:16.008	41.261	214.7	2:21:13.252
40	1	2:46.963	49.999	1:12.350	44.614	193.5	2:54:41.142	52	1	2:35.565	44.294	1:11.688	39.583	237.9	2:23:48.817
41	1	2:48.223	50.133	1:13.276	44.814	191.5	2:57:29.365	53	1	5:12.133	42.468	2:24.891	2:04.774	246.6	2:29:00.950
42	1	2:48.427	50.735	1:12.822	44.870	191.5	3:00:17.792	54	1	4:12.275	2:16.007	1:15.336	40.932	213.4	2:33:13.225
43	1	2:49.457	50.094	1:13.457	45.906	193.2	3:03:07.249	55	1	2:36.671	43.157	1:13.584	39.930	233.3	2:35:49.896
7 VR Racing Qvick Motors BMW M2 MARC V8 1.Erik QVICK 2.Tom VAN ROMPUY								8 Independent Motorsports Porsche 991 1.Xavier STEVENS 3.Koen WAUTERS 2.Kris WAUTERS							
1	1	2:41.824	48.319	1:13.783	39.722		2:41.824	1	1	2:38.067	46.360	1:12.943	38.764		2:38.067
2	1	2:33.506	42.266	1:11.775	39.465	234.8	5:15.330	2	1	2:32.461	42.923	1:10.921	38.617	236.3	5:10.528
3	1	2:32.504	42.839	1:10.624	39.041	236.8	7:47.834	3	1	2:31.139	42.937	1:09.779	38.423	255.9	7:41.667
4	1	2:31.967	42.634	1:10.302	39.031	245.5	10:19.801	4	1	2:31.281	42.337	1:10.452	38.492	258.4	10:12.948
5	1	2:31.879	42.428	1:10.239	39.212	250.6	12:51.680	5	1	2:34.301	43.319	1:12.227	38.755	241.6	12:47.249
6	1	2:32.703	42.348	1:10.654	39.701	250.6	15:24.383	6	1	2:33.789	43.216	1:11.561	39.012	255.3	15:21.038
7	1	2:33.295	42.441	1:11.845	39.009	242.2	17:57.678	7	1	2:33.165	43.266	1:11.133	38.766	252.9	17:54.203
8	1	2:33.583	43.941	1:10.091	39.551	250.6	20:31.261	8	1	2:33.977	43.547	1:11.502	38.928	251.7	20:28.180
9	1	2:32.013	42.432	1:10.483	39.098	254.7	23:03.274	9	1	2:33.581	43.341	1:11.226	39.014	254.7	23:01.761
10	1	2:33.247	42.839	1:10.775	39.633	249.4	25:36.521	10	1	2:57.153	1:06.976	1:11.047	39.130	241.6	25:58.914
11	1	2:32.590	42.569	1:10.699	39.322	243.8	28:09.111	11	1	2:32.646	42.731	1:10.861	39.054	250.0	28:31.560
12	1	2:33.982	42.775	1:11.800	39.407	254.7	30:43.093	12	1	2:33.311	43.487	1:11.063	38.761	252.9	31:04.871
13	1	2:33.915	42.747	1:11.000	40.168	252.3	33:17.008	13	1	2:33.666	42.961	1:11.848	38.857	250.6	33:38.537
14	1	2:35.323	43.448	1:12.223	39.652	237.4	35:52.331	14	1	2:33.794	42.966	1:10.963	39.865	255.3	36:12.331
15	1	2:33.286	42.662	1:11.005	39.619	249.4	38:25.617	15	1	2:33.876	42.976	1:11.132	39.768	259.6	38:46.207
16	1	2:33.249	42.877	1:11.040	39.332	254.7	40:58.866	16	1	2:34.073	43.069	1:12.117	38.887	254.7	41:20.280
17	1	2:33.031	42.731	1:10.810	39.490	249.4	43:31.897								
18	1	2:34.852	44.388	1:11.272	39.192	243.2	46:06.749								
19	1	2:33.500	42.662	1:11.454	39.384	249.4	48:40.249								
20	1	2:34.275	42.573	1:12.255	39.447	240.0	51:14.524								
21	1	2:34.600	43.122	1:12.134	39.344	247.1	53:49.124								
22	1	2:36.672	43.547	1:12.498	40.627	248.3	56:25.796								
23	2	5:24.990	3:17.001	1:23.253	44.736	99.6	1:01:50.786								
24	2	3:29.015	46.941	1:36.315	1:05.759	191.8	1:05:19.801								
25	2	4:11.958	1:08.393	1:46.027	1:17.538	135.0	1:09:31.759								
26	2	2:37.124	44.509	1:12.305	40.310	230.8	1:12:08.883								



BELCAR ENDURANCE CHAMPIONSHIP

SPA EURO RACE

RACE


Sector Analysis

■ Personal Best
 ■ Session Best
 ■ Crossing the finish line in pit lane

Lap	D	Time	Sector 1	Sector 2	Sector 3	T. Spd	Elapsed	Lap	D	Time	Sector 1	Sector 2	Sector 3	T. Spd	Elapsed
17	1	2:34.247	43.270	1:11.917	39.060	253.5	43:54.527	5	1	2:25.988	42.658	1:04.655	38.675	234.8	12:14.724
18	1	4:41.426	2:48.738	1:12.818	39.870	224.5	48:35.953	6	1	2:32.745	43.475	1:10.517	38.753	233.3	14:47.469
19	1	2:33.471	42.891	1:11.011	39.569	255.9	51:09.424	7	1	2:26.847	42.852	1:05.828	38.167	228.8	17:14.316
20	1	2:32.865	42.779	1:10.516	39.570	253.5	53:42.289	8	1	2:27.604	42.430	1:07.118	38.056	236.3	19:41.920
21	1	2:33.569	43.220	1:10.710	39.639	251.2	56:15.858	9	1	2:25.750	42.799	1:04.794	38.157	237.9	22:07.670
22	1	3:08.616	48.040	1:30.420	50.156	171.7	59:24.474	10	1	2:24.882	42.340	1:04.589	37.953	238.4	24:32.552
23	1	3:19.780	1:02.619	1:29.938	47.223	115.1	1:02:44.254	11	1	2:27.057	42.046	1:07.061	37.950	244.3	26:59.609
24	1	2:59.398	52.442	1:21.186	45.770	177.3	1:05:43.652	12	1	2:26.403	42.194	1:06.041	38.168	235.8	29:26.012
25	1	3:56.657	1:01.396	1:41.434	1:13.827	112.7	1:09:40.309	13	1	2:25.618	42.196	1:04.940	38.482	238.4	31:51.630
26	1	2:49.560	52.056	1:16.326	41.178	235.8	1:12:29.869	14	1	2:24.634	42.508	1:04.169	37.957	235.3	34:16.264
27	1	2:37.094	45.318	1:11.863	39.913	249.4	1:15:06.963	15	1	2:27.827	42.361	1:06.714	38.752	237.4	36:44.091
28	1	2:39.744	42.919	1:13.775	43.050	246.0	1:17:46.707	16	1	2:27.394	42.638	1:04.344	40.412	238.4	39:11.485
29	1	3:56.544	51.966	1:52.486	1:12.092	122.3	1:21:43.251	17	1	2:27.856	43.993	1:05.969	37.894	231.8	41:39.341
30	1	3:54.206	1:10.801	1:43.522	59.883	147.3	1:25:37.457	18	1	2:26.384	42.332	1:06.059	37.993	238.4	44:05.725
31	1	2:48.459	43.366	1:11.837	53.256	254.7	1:28:25.916	19	1	2:26.375	42.249	1:05.760	38.366	238.9	46:32.100
32	1	3:02.750	1:09.658	1:12.086	41.006	229.8	1:31:28.666	20	1	2:27.706	42.918	1:06.371	38.417	238.4	48:59.806
33	1	3:20.810	1:27.993	1:13.191	39.626	232.8	1:34:49.476	21	1	2:25.611	42.050	1:05.347	38.214	241.1	51:25.417
34	1	2:34.509	43.027	1:11.585	39.897	251.7	1:37:23.985	22	1	2:29.139	44.299	1:05.869	38.971	222.2	53:54.556
35	1	2:35.324	42.927	1:11.747	40.650	250.0	1:39:59.309	23	1	2:26.125	42.466	1:05.542	38.117	239.5	56:20.681
36	1	2:32.582	42.815	1:10.364	39.403	247.7	1:42:31.891	24	2	4:40.190	2:25.143	1:19.061	55.986	140.6	1:01:00.871
37	1	2:33.228	42.579	1:11.025	39.624	228.3	1:45:05.119	25	2	4:11.278	1:15.268	1:50.572	1:05.438	130.1	1:05:12.149
38	1	2:34.004	42.609	1:11.431	39.964	251.7	1:47:39.123	26	2	4:16.227	1:09.568	1:48.553	1:18.106	130.4	1:09:28.376
39	1	2:34.091	42.609	1:11.786	39.696	254.1	1:50:13.214	27	2	2:29.972	43.730	1:07.632	38.610	227.8	1:11:58.348
40	1	3:57.658	2:05.260	1:12.629	39.769	188.8	1:54:10.872	28	2	2:27.583	42.952	1:06.019	38.612	235.8	1:14:25.931
41	1	2:33.666	42.916	1:11.706	39.044	242.7	1:56:44.538	29	2	2:42.413	43.416	1:10.078	48.919	235.8	1:17:08.344
42	1	2:30.627	42.055	1:09.810	38.762	252.9	1:59:15.165	30	2	4:22.867	1:19.152	1:53.659	1:10.056	113.9	1:21:31.211
43	1	2:29.885	42.365	1:09.402	38.118	251.2	2:01:45.050	31	2	3:58.293	1:10.963	1:45.004	1:02.326	130.4	1:25:29.504
44	1	2:32.325	42.134	1:10.719	39.472	255.3	2:04:17.375	32	2	2:28.764	43.392	1:06.999	38.373	229.8	1:27:58.268
45	1	2:31.751	42.552	1:09.152	40.047	251.2	2:06:49.126	33	2	2:27.654	42.635	1:06.248	38.771	234.8	1:30:25.922
46	1	2:31.173	42.781	1:10.092	38.300	250.6	2:09:20.299	34	2	2:26.968	42.557	1:06.450	37.961	238.9	1:32:52.890
47	1	2:30.646	42.306	1:09.832	38.508	255.9	2:11:50.945	35	2	2:26.730	42.406	1:05.621	38.703	236.8	1:35:19.620
48	1	2:31.352	42.276	1:09.890	39.186	257.8	2:14:22.297	36	2	2:27.657	42.311	1:07.243	38.103	239.5	1:37:47.277
49	1	2:32.356	43.789	1:09.970	38.597	254.7	2:16:54.653	37	2	2:28.584	42.267	1:08.063	38.254	231.3	1:40:15.861
50	1	2:31.498	42.332	1:10.309	38.857	256.5	2:19:26.151	38	2	2:28.896	42.333	1:07.765	38.798	229.3	1:42:44.757
51	1	2:30.899	42.356	1:09.586	38.957	257.1	2:21:57.050	39	2	2:28.706	43.029	1:07.181	38.496	232.3	1:45:13.463
52	1	2:31.888	42.440	1:10.153	39.295	256.5	2:24:28.938	40	2	2:28.935	42.577	1:07.269	39.089	239.5	1:47:42.398
53	1	2:31.726	42.383	1:10.890	38.453	255.9	2:27:00.664	41	2	2:28.706	42.417	1:08.052	38.237	238.4	1:50:11.104
54	1	2:31.360	42.219	1:10.501	38.640	259.0	2:29:32.024	42	2	2:26.194	42.419	1:05.771	38.004	236.3	1:52:37.298
55	1	2:33.247	43.325	1:10.596	39.326	251.7	2:32:05.271	43	2	2:27.429	43.294	1:06.088	38.047	234.3	1:55:04.727
56	1	2:32.370	42.299	1:10.942	39.129	254.1	2:34:37.641	44	2	2:27.539	42.311	1:05.814	39.414	238.4	1:57:32.266
57	1	2:31.832	42.041	1:10.803	38.988	256.5	2:37:09.473	45	2	2:26.258	42.219	1:06.160	37.879	236.8	1:59:58.524
58	1	2:31.647	42.178	1:10.525	38.944	257.1	2:39:41.120	46	2	2:26.015	42.050	1:06.021	37.944	238.9	2:02:24.539
59	1	2:32.615	42.175	1:11.543	38.897	251.2	2:42:13.735	47	2	2:25.656	42.139	1:05.682	37.835	237.9	2:04:50.195
60	1	2:32.517	42.038	1:11.026	39.453	259.0	2:44:46.252	48	2	2:27.538	43.197	1:06.514	37.827	231.8	2:07:17.733
61	1	2:34.364	42.277	1:10.658	41.429	253.5	2:47:20.616	49	2	2:27.457	42.134	1:06.158	39.165	237.4	2:09:45.190
62	1	2:31.854	42.208	1:10.993	38.653	257.1	2:49:52.470	50	2	2:28.136	42.483	1:06.858	38.795	237.4	2:12:13.326
63	1	2:32.250	42.851	1:10.612	38.787	255.9	2:52:24.720	51	2	3:52.508	2:07.098	1:06.914	38.496	222.7	2:16:05.834
64	1	2:32.361	42.332	1:11.006	39.023	252.3	2:54:57.081	52	2	2:27.519	42.610	1:05.853	39.056	236.8	2:18:33.353
65	1	2:33.800	43.062	1:11.377	39.361	251.7	2:57:30.881	53	2	2:28.236	43.810	1:05.917	38.509	235.3	2:21:01.589
66	1	2:33.222	42.320	1:11.052	39.850	255.9	3:00:04.103	54	2	2:26.419	42.376	1:05.534	38.509	236.8	2:23:28.008
67	1	2:36.282	45.160	1:11.659	39.463	239.5	3:02:40.385	55	2	2:27.368	42.394	1:06.630	38.344	237.9	2:25:55.376
								56	2	2:27.192	42.446	1:06.141	38.605	238.4	2:28:22.568
								57	2	2:26.482	42.912	1:05.237	38.333	236.3	2:30:49.050
								58	2	2:29.170	42.859	1:07.721	38.590	236.8	2:33:18.220
								59	2	2:26.805	42.631	1:05.535	38.639	238.9	2:35:45.025
								60	2	2:29.493	42.385	1:08.896	38.212	236.3	2:38:14.518
								61	2	2:26.693	42.224	1:05.823	38.646	237.9	2:40:41.211
								62	2	2:27.461	42.062	1:07.015	38.384	242.2	2:43:08.672

10	MDK Motorsport	Norma M20 FC 2
	1.Thomas VAUTERIN 2.Pierre VAUTERIN	

1	1	2:31.181	45.707	1:07.120	38.354		2:31.181
2	1	2:26.834	42.953	1:05.711	38.170	229.8	4:58.015
3	1	2:25.406	42.847	1:04.365	38.194	235.3	7:23.421
4	1	2:25.315	42.383	1:04.705	38.227	236.8	9:48.736



BELCAR ENDURANCE CHAMPIONSHIP


SPA EURO RACE

RACE

Sector Analysis

■ Personal Best
 ■ Session Best
 ■ Crossing the finish line in pit lane

Lap	D	Time	Sector 1	Sector 2	Sector 3	T. Spd	Elapsed	Lap	D	Time	Sector 1	Sector 2	Sector 3	T. Spd	Elapsed
63	2	2:26.724	41.884	1:06.942	37.898	242.7	2:45:35.396	48	1	2:42.033	45.508	1:14.866	41.659	235.8	2:14:01.358
64	2	2:30.464	42.379	1:07.967	40.118	240.5	2:48:05.860	49	1	4:55.225	3:01.850	1:12.345	41.030	221.3	2:18:56.583
65	2	2:26.083	42.137	1:05.838	38.108	240.5	2:50:31.943	50	1	2:37.703	44.498	1:12.073	41.132	236.3	2:21:34.286
66	2	2:26.328	42.170	1:05.960	38.198	237.4	2:52:58.271	51	1	2:38.517	45.643	1:12.051	40.823	233.8	2:24:12.803
67	2	2:26.794	42.467	1:06.272	38.055	238.4	2:55:25.065	52	1	2:37.806	44.887	1:12.338	40.581	237.9	2:26:50.609
68	2	2:26.081	42.460	1:05.527	38.094	235.8	2:57:51.146	53	1	2:38.624	44.965	1:12.930	40.729	238.4	2:29:29.233
69	2	2:31.619	42.439	1:10.011	39.169	238.9	3:00:22.765	54	1	2:40.291	45.231	1:13.557	41.503	235.8	2:32:09.524
70	2	2:32.240	44.489	1:08.057	39.694	227.8	3:02:55.005	55	1	2:40.007	45.250	1:13.615	41.142	235.8	2:34:49.531
11 PG Motorsport Porsche Cayman GT4 1. Stienes LONGIN 2. Marnik BATTRYN								12 VGL Racing Saker RAPX 1. Kurt BULTYNCK 2. Luc BRANCKAERTS 3. Willem MEIJER							
1	1	2:51.896	52.295	1:18.145	41.456		2:51.896	1	3	2:57.901	1:01.023	1:14.281	42.597		2:57.901
2	1	2:38.602	45.819	1:12.202	40.581	237.4	5:30.498	2	3	2:43.583	47.258	1:14.105	42.220	216.4	5:41.484
3	1	2:38.179	45.131	1:11.943	41.105	237.4	8:08.677	3	3	2:41.280	46.962	1:12.598	41.720	217.7	8:22.764
4	1	2:38.324	45.313	1:12.177	40.834	237.9	10:47.001	4	3	2:39.685	46.769	1:11.330	41.586	217.7	11:02.449
5	1	2:38.405	45.192	1:12.376	40.837	239.5	13:25.406	5	3	2:39.593	46.261	1:12.070	41.262	225.0	13:42.042
6	1	2:38.517	45.524	1:12.171	40.822	235.8	16:03.923	6	3	2:38.390	45.807	1:11.070	41.513	225.0	16:20.432
7	1	2:37.494	45.265	1:11.727	40.502	237.9	18:41.417	7	3	2:38.951	46.327	1:11.470	41.154	218.2	18:59.383
8	1	2:37.975	45.754	1:11.708	40.513	237.9	21:19.392	8	3	2:41.046	46.256	1:11.480	43.310	219.1	21:40.429
9	1	2:38.424	45.580	1:12.215	40.629	236.3	23:57.816	9	3	2:41.424	45.793	1:14.021	41.610	224.5	24:21.853
10	1	2:38.198	45.376	1:12.278	40.544	238.4	26:36.014	10	3	2:40.170	45.939	1:12.423	41.808	225.5	27:02.023
11	1	2:38.703	45.086	1:12.428	41.189	238.4	29:14.717	11	3	2:41.102	46.070	1:13.754	41.278	226.9	29:43.125
12	1	2:40.508	45.321	1:13.927	41.260	239.5	31:55.225	12	3	2:38.393	45.691	1:11.558	41.144	227.4	32:21.518
13	1	2:38.808	45.132	1:12.640	41.036	238.4	34:34.033	13	3	2:38.441	46.171	1:11.383	40.887	220.0	34:59.959
14	1	2:38.911	45.750	1:12.488	40.673	236.3	37:12.944	14	3	2:39.180	45.791	1:11.938	41.451	220.9	37:39.139
15	1	2:39.485	44.997	1:13.403	41.085	240.0	39:52.429	15	3	2:38.237	45.957	1:11.358	40.922	220.9	40:17.376
16	1	2:40.018	45.619	1:13.277	41.122	238.4	42:32.447	16	3	2:39.475	45.963	1:11.386	42.126	221.8	42:56.851
17	1	2:39.990	45.109	1:13.052	41.829	242.2	45:12.437	17	3	2:37.937	45.792	1:11.134	41.011	222.7	45:34.788
18	1	2:40.031	45.041	1:14.084	40.906	237.9	47:52.468	18	3	2:39.839	45.719	1:12.468	41.652	226.9	48:14.627
19	1	2:39.713	45.160	1:13.151	41.402	237.9	50:32.181	19	3	5:29.629	3:13.109	1:26.692	49.828	157.0	53:44.256
20	1	2:40.414	46.926	1:12.755	40.733	233.3	53:12.595	20	3	3:10.276	52.173	1:27.072	51.031	174.5	56:54.532
21	1	2:39.932	45.075	1:13.942	40.915	238.9	55:52.527	21	3	3:57.219	59.800	1:46.159	1:11.260	133.7	1:00:51.751
22	1	2:59.096	49.087	1:22.626	47.383	184.3	58:51.623	22	3	3:17.671	59.423	1:28.217	50.031	159.1	1:04:09.422
23	1	4:05.818	2:02.541	1:17.352	45.925	203.4	1:02:57.441	23	3	3:08.852	55.072	1:25.861	47.919	169.3	1:07:18.274
24	1	3:01.291	51.239	1:23.223	46.829	169.8	1:05:58.732	24	3	3:05.714	54.850	1:23.802	47.062	164.1	1:10:23.988
25	1	3:44.927	51.130	1:39.905	1:13.892	174.2	1:09:43.659	25	3	2:57.317	50.662	1:21.087	45.568	193.2	1:13:21.305
26	1	2:47.306	47.498	1:17.211	42.597	230.3	1:12:30.965	26	3	2:57.988	50.504	1:20.397	47.087	187.5	1:16:19.293
27	1	2:42.884	45.985	1:15.560	41.339	220.9	1:15:13.849	27	3	3:09.233	53.716	1:27.110	48.407	168.2	1:19:28.526
28	1	2:41.332	45.681	1:13.748	41.903	229.3	1:17:55.181	28	3	3:01.820	52.027	1:23.693	46.100	172.0	1:22:30.346
29	1	3:49.266	46.089	1:50.544	1:12.633	178.2	1:21:44.447	29	3	3:24.350	49.809	1:32.437	1:02.104	193.5	1:25:54.696
30	1	3:54.149	1:10.828	1:43.139	1:00.182	130.8	1:25:38.596	30	3	2:54.364	49.356	1:19.900	45.108	210.9	1:28:49.060
31	1	2:42.555	45.801	1:14.211	42.543	235.8	1:28:21.151	31	3	2:52.110	48.992	1:18.814	44.304	206.1	1:31:41.170
32	1	2:43.228	46.550	1:15.128	41.550	232.8	1:31:04.379	32	3	2:51.566	49.156	1:18.477	43.933	200.0	1:34:32.736
33	1	2:40.294	45.491	1:13.840	40.963	237.4	1:33:44.673	33	3	2:56.382	49.100	1:19.098	48.184	197.1	1:37:29.118
34	1	2:40.415	45.478	1:13.608	41.329	234.8	1:36:25.088	34	3	2:54.062	49.986	1:20.091	43.985	203.0	1:40:23.180
35	1	2:40.662	45.446	1:14.038	41.178	234.3	1:39:05.750	35	3	2:52.746	49.619	1:19.078	44.049	199.3	1:43:15.926
36	1	2:41.224	45.213	1:14.270	41.741	236.8	1:41:46.974	36	3	2:50.640	48.917	1:18.198	43.525	209.7	1:46:06.566
37	1	2:41.504	45.352	1:14.365	41.787	236.8	1:44:28.478	37	3	2:50.013	49.611	1:17.589	42.813	207.7	1:48:56.579
38	1	2:41.008	45.522	1:14.123	41.363	236.3	1:47:09.486								
39	1	2:40.241	45.261	1:13.608	41.372	232.8	1:49:49.727								
40	1	2:40.825	45.269	1:13.894	41.662	234.3	1:52:30.552								
41	1	2:40.367	45.236	1:13.514	41.617	236.3	1:55:10.919								
42	1	2:41.341	45.556	1:13.703	42.082	233.8	1:57:52.260								
43	1	2:41.024	45.614	1:13.948	41.462	236.3	2:00:33.284								
44	1	2:42.112	45.615	1:14.599	41.898	234.3	2:03:15.396								
45	1	2:40.846	45.544	1:13.957	41.345	236.8	2:05:56.242								
46	1	2:41.054	45.393	1:14.005	41.656	236.3	2:08:37.296								
47	1	2:42.029	45.980	1:14.129	41.920	236.3	2:11:19.325								




BELCAR ENDURANCE CHAMPIONSHIP

SPA EURO RACE

RACE

Sector Analysis

							■ Personal Best ■ Session Best ■ Crossing the finish line in pit lane															
Lap	D	Time	Sector 1	Sector 2	Sector 3	T. Spd	Elapsed	Lap	D	Time	Sector 1	Sector 2	Sector 3	T. Spd	Elapsed							
38	3	2:52.498	48.825	1:19.722	43.951	202.2	1:51:49.077	30	1	2:54.781	51.235	1:17.601	45.945	201.1	2:18:40.552							
39	3	2:53.905	48.963	1:19.416	45.526	185.9	1:54:42.982	31	1	2:55.745	50.973	1:18.561	46.211	201.5	2:21:36.297							
40	3	2:53.484	48.681	1:20.456	44.347	197.1	1:57:36.466	32	1	2:57.758	52.178	1:18.702	46.878	197.1	2:24:34.055							
41	3	2:52.050	48.404	1:19.476	44.170	200.4	2:00:28.516	33	1	2:57.860	51.463	1:18.720	47.677	200.4	2:27:31.915							
42	3	2:52.945	48.379	1:18.668	45.898	213.9	2:03:21.461	34	1	5:10.812	3:01.008	1:21.181	48.623	176.8	2:32:42.727							
43	3	2:57.334	52.087	1:19.847	45.400	200.0	2:06:18.795	35	1	3:00.117	52.813	1:19.641	47.663	196.7	2:35:42.844							
44	3	4:34.152	2:36.429	1:15.338	42.385	205.3	2:10:52.947	36	1	2:59.333	53.226	1:18.986	47.121	198.5	2:38:42.177							
45	3	2:41.232	46.907	1:12.298	42.027	217.7	2:13:34.179	37	1	3:00.332	52.491	1:19.413	48.428	195.3	2:41:42.509							
46	3	2:41.040	46.661	1:12.735	41.644	217.3	2:16:15.219	38	1	2:59.648	52.804	1:19.476	47.368	198.9	2:44:42.157							
47	3	2:39.288	46.435	1:11.653	41.200	222.2	2:18:54.507	39	1	2:57.797	52.142	1:18.551	47.104	198.9	2:47:39.954							
48	3	2:41.523	46.028	1:13.700	41.795	220.0	2:21:36.030	40	1	2:59.252	52.041	1:18.619	48.592	198.5	2:50:39.206							
49	3	2:40.500	45.962	1:13.049	41.489	222.7	2:24:16.530	41	1	3:01.080	52.411	1:21.483	47.186	198.5	2:53:40.286							
50	3	2:40.769	46.105	1:13.141	41.523	222.7	2:26:57.299	42	1	2:59.896	52.175	1:20.569	47.152	197.4	2:56:40.182							
51	3	2:39.839	46.211	1:11.717	41.911	220.0	2:29:37.138	43	1	2:58.763	52.531	1:19.454	46.778	197.4	2:59:38.945							
52	3	2:40.085	46.446	1:12.177	41.462	220.9	2:32:17.223	44	1	2:57.609	52.019	1:18.572	47.018	198.2	3:02:36.554							
53	3	2:40.077	45.858	1:12.814	41.405	228.8	2:34:57.300	<div style="border: 1px solid black; padding: 5px;"> 21 Comparex Racing by EMG Motorspc Porsche 991 1. Steve VANBELLINGEN 2. Wiebe WIJZES </div>							1	1	2:42.930	48.786	1:14.452	39.692	257.1	2:42.930
54	3	2:41.104	46.265	1:12.026	42.813	222.7	2:37:38.404								2	1	2:32.932	42.502	1:11.081	39.349	257.1	5:15.862
55	3	2:40.609	46.215	1:12.629	41.765	221.3	2:40:19.013								3	1	2:34.023	42.866	1:11.925	39.232	234.3	7:49.885
56	3	2:40.211	46.462	1:12.555	41.194	219.5	2:42:59.224								4	1	2:33.950	42.869	1:11.608	39.473	247.7	10:23.835
57	3	2:41.993	45.872	1:13.361	42.760	220.0	2:45:41.217								5	1	2:33.467	42.835	1:11.441	39.191	247.1	12:57.302
58	3	2:41.458	46.038	1:13.574	41.846	220.0	2:48:22.675								6	1	2:35.465	42.943	1:12.583	39.939	254.1	15:32.767
59	3	2:40.201	45.905	1:12.966	41.330	222.7	2:51:02.876								7	1	2:35.272	43.030	1:12.240	40.002	252.3	18:08.039
60	3	2:40.329	45.925	1:12.913	41.491	224.1	2:53:43.205								8	1	2:34.560	42.909	1:12.464	39.187	236.3	20:42.599
61	3	2:39.651	45.821	1:12.286	41.544	223.6	2:56:22.856								9	1	2:34.140	42.575	1:12.520	39.045	251.2	23:16.739
62	3	2:41.246	46.471	1:12.716	42.059	219.1	2:59:04.102								10	1	2:34.349	42.755	1:12.226	39.368	251.2	25:51.088
63	3	2:42.732	46.813	1:12.857	43.062	216.0	3:01:46.834	11	1	2:36.339	44.076	1:12.161	40.102	254.1	28:27.427							
<div style="border: 1px solid black; padding: 5px;"> 16 JJ Motorsport BMW 325i 1. Pieter DENYS 2. Gregroy EYCKMANS </div>							1	1	3:13.497	1:03.733	1:22.143	47.621	3:13.497									
							2	1	3:02.041	53.129	1:19.673	49.239	197.1	6:15.538								
							3	1	3:00.855	53.828	1:20.134	46.893	197.4	9:16.393								
							4	1	3:00.736	52.866	1:20.416	47.454	196.4	12:17.129								
							5	1	2:59.717	52.344	1:19.799	47.574	196.7	15:16.846								
							6	1	3:00.779	52.942	1:20.202	47.635	196.7	18:17.625								
							7	1	2:58.306	52.249	1:19.067	46.990	196.7	21:15.931								
							8	1	3:01.033	52.282	1:21.868	46.883	202.2	24:16.964								
							9	1	2:59.301	52.329	1:20.181	46.791	197.1	27:16.265								
							10	1	2:58.543	52.354	1:19.221	46.968	196.0	30:14.808								
11	1	3:02.736	52.844	1:21.334	48.558	197.1	33:17.544															
12	1	2:58.930	52.238	1:19.553	47.139	195.7	36:16.474															
13	1	3:00.413	52.591	1:20.760	47.062	196.7	39:16.887															
14	1	2:59.690	52.823	1:19.734	47.133	196.7	42:16.577															
15	1	2:59.963	52.681	1:19.954	47.328	196.7	45:16.540															
16	1	3:02.397	54.370	1:20.509	47.518	197.4	48:18.937															
17	1	3:00.487	52.674	1:20.611	47.202	197.1	51:19.424															
18	1	9:35.670	54.846	7:30.221	1:10.603	193.2	1:00:55.094															
19	1	32:17.448	...	1:23.032	48.964	153.2	1:33:12.542															
20	1	3:03.996	54.922	1:20.532	48.542	179.4	1:36:16.538															
21	1	3:01.695	54.424	1:18.708	48.563	184.0	1:39:18.233															
22	1	3:02.840	54.389	1:19.231	49.220	184.0	1:42:21.073															
23	1	3:03.672	54.297	1:20.723	48.652	185.2	1:45:24.745															
24	1	14:33.569	...	1:17.967	46.850	177.6	1:59:58.314															
25	1	2:57.447	52.586	1:18.222	46.639	197.4	2:02:55.761															
26	1	2:55.691	51.803	1:17.802	46.086	200.7	2:05:51.452															
27	1	2:56.797	52.500	1:17.717	46.580	193.5	2:08:48.249															
28	1	4:01.761	1:57.571	1:17.732	46.458	182.4	2:12:50.010															
29	1	2:55.761	51.938	1:17.451	46.372	197.8	2:15:45.771															
30	1	2:55.745	51.235	1:17.601	45.945	201.1	2:18:40.552															
31	1	2:55.745	50.973	1:18.561	46.211	201.5	2:21:36.297															
32	1	2:57.758	52.178	1:18.702	46.878	197.1	2:24:34.055															
33	1	2:57.860	51.463	1:18.720	47.677	200.4	2:27:31.915															
34	1	5:10.812	3:01.008	1:21.181	48.623	176.8	2:32:42.727															
35	1	3:00.117	52.813	1:19.641	47.663	196.7	2:35:42.844															
36	1	2:59.333	53.226	1:18.986	47.121	198.5	2:38:42.177															
37	1	3:00.332	52.491	1:19.413	48.428	195.3	2:41:42.509															
38	1	2:59.648	52.804	1:19.476	47.368	198.9	2:44:42.157															
39	1	2:57.797	52.142	1:18.551	47.104	198.9	2:47:39.954															
40	1	2:59.252	52.041	1:18.619	48.592	198.5	2:50:39.206															
41	1	3:01.080	52.411	1:21.483	47.186	198.5	2:53:40.286															
42	1	2:59.896	52.175	1:20.569	47.152	197.4	2:56:40.182															
43	1	2:58.763	52.531	1:19.454	46.778	197.4	2:59:38.945															
44	1	2:57.609	52.019	1:18.572	47.018	198.2	3:02:36.554															



BELCAR ENDURANCE CHAMPIONSHIP


SPA EURO RACE

RACE

Sector Analysis

■ Personal Best ■ Session Best B Crossing the finish line in pit lane

Lap	D	Time	Sector 1	Sector 2	Sector 3	T. Spd	Elapsed	Lap	D	Time	Sector 1	Sector 2	Sector 3	T. Spd	Elapsed
41	1	2:35.776	43.301	1:12.684	39.791	251.2	1:56:06.548	30	3	3:56.310	52.107	1:52.290	1:11.913	119.3	1:21:42.439
42	1	2:35.542	43.539	1:12.241	39.762	247.7	1:58:42.090	31	3	3:54.700	1:10.916	1:43.294	1:00.490	139.7	1:25:37.139
43	1	2:36.624	43.468	1:12.753	40.403	243.2	2:01:18.714	32	3	2:37.925	43.644	1:12.706	41.575	246.6	1:28:15.064
44	1	2:35.260	42.941	1:12.472	39.847	236.8	2:03:53.974	33	3	2:36.153	43.341	1:13.089	39.723	243.8	1:30:51.217
45	1	2:36.280	43.943	1:12.044	40.293	244.9	2:06:30.254	34	3	2:35.423	42.636	1:12.738	40.049	252.3	1:33:26.640
46	1	2:36.158	43.098	1:12.572	40.488	249.4	2:09:06.412	35	3	2:38.943	43.854	1:14.423	40.666	219.1	1:36:05.583
47	1	2:36.728	43.080	1:13.773	39.875	240.5	2:11:43.140	36	3	2:36.667	43.268	1:13.175	40.224	248.8	1:38:42.250
48	1	2:36.241	43.462	1:12.819	39.960	247.7	2:14:19.381	37	3	2:38.281	43.281	1:14.213	40.787	244.3	1:41:20.531
49	1	2:35.086	43.154	1:12.556	39.376	242.2	2:16:54.467	38	3	2:35.556	43.337	1:12.439	39.780	254.1	1:43:56.087
50	1	2:39.314	43.964	1:14.612	40.738	250.6	2:19:33.781	39	3	2:37.543	43.748	1:12.685	41.110	248.8	1:46:33.630
51	1	2:37.830	43.667	1:13.618	40.545	219.1	2:22:11.611	40	3	3:43.017	1:53.007	1:10.894	39.116	232.3	1:50:16.647
52	1	2:35.975	42.909	1:12.784	40.282	244.3	2:24:47.586	41	3	2:31.855	43.248	1:09.722	38.885	251.2	1:52:48.502
53	1	2:37.899	42.932	1:13.756	41.211	243.2	2:27:25.485	42	3	2:31.960	43.736	1:09.807	38.417	251.2	1:55:20.462
54	1	2:37.714	43.105	1:14.481	40.128	242.7	2:30:03.199	43	3	2:30.693	42.279	1:09.378	39.036	253.5	1:57:51.155
55	1	2:37.554	43.673	1:13.101	40.780	245.5	2:32:40.753	44	3	2:31.062	42.640	1:09.742	38.680	255.9	2:00:22.217
56	1	2:36.873	43.489	1:13.322	40.062	242.2	2:35:17.626	45	3	2:32.231	42.460	1:10.064	39.707	252.3	2:02:54.448
57	1	2:38.896	45.424	1:13.609	39.863	240.0	2:37:56.522	46	3	2:31.580	42.724	1:09.520	39.336	242.7	2:05:26.028
58	1	2:38.133	43.494	1:14.712	39.927	244.3	2:40:34.655	47	3	2:31.312	42.648	1:09.765	38.899	247.1	2:07:57.340
59	1	2:39.092	44.088	1:14.647	40.357	246.6	2:43:13.747	48	3	2:31.736	42.184	1:10.678	38.874	254.7	2:10:29.076
60	1	2:38.141	43.380	1:13.924	40.837	253.5	2:45:51.888	49	3	2:31.566	43.182	1:09.570	38.814	251.2	2:13:00.642
61	1	2:39.178	44.408	1:13.791	40.979	223.6	2:48:31.066	50	3	2:32.022	42.553	1:10.371	39.098	241.6	2:15:32.664
62	1	2:37.145	43.608	1:13.317	40.220	244.9	2:51:08.211	51	3	2:31.672	42.639	1:09.875	39.158	244.9	2:18:04.336
63	1	2:37.956	42.966	1:13.762	41.228	245.5	2:53:46.167	52	3	2:32.698	42.407	1:10.377	39.914	239.5	2:20:37.034
64	1	2:37.956	43.761	1:13.639	40.556	249.4	2:56:24.123	53	3	2:31.468	42.387	1:09.981	39.100	246.0	2:23:08.502
65	1	2:37.454	43.808	1:13.384	40.262	247.1	2:59:01.577	54	3	2:31.790	42.302	1:10.400	39.088	249.4	2:25:40.292
66	1	2:39.020	43.372	1:15.368	40.280	253.5	3:01:40.597	55	3	2:31.435	42.361	1:10.377	38.697	252.3	2:28:11.727
24 PK Carsport Porsche 991 1. Anthony KUMPEN 3. Bert LONGIN 2. Tom BOONEN 1								56 3 2:31.109 42.283 1:10.257 38.569 259.0 2:30:42.836							
1 3 2:38.642 46.663 1:12.930 39.049 2:38.642								57 3 2:35.099 44.503 1:10.652 39.944 247.7 2:33:17.935							
2 3 2:32.753 42.266 1:11.913 38.574 255.9 5:11.395								58 3 2:33.880 43.881 1:10.897 39.102 250.0 2:35:51.815							
3 3 2:31.138 42.525 1:09.949 38.664 241.6 7:42.533								59 3 2:32.550 42.491 1:11.233 38.826 242.7 2:38:24.365							
4 3 2:30.828 42.226 1:10.165 38.437 260.9 10:13.361								60 3 2:33.912 42.682 1:12.317 38.913 232.8 2:40:58.277							
5 3 2:31.314 42.535 1:10.217 38.562 254.7 12:44.675								61 3 2:32.296 42.321 1:11.157 38.818 242.2 2:43:30.573							
6 3 2:31.971 42.278 1:11.185 38.508 244.9 15:16.646								62 3 2:35.021 42.319 1:11.630 41.072 251.2 2:46:05.594							
7 3 2:33.287 43.388 1:11.115 38.784 238.9 17:49.933								63 3 2:39.629 43.029 1:11.205 45.395 242.2 2:48:45.223							
8 3 2:30.949 42.366 1:10.144 38.439 247.1 20:20.882								64 3 2:33.292 42.827 1:11.017 39.448 247.7 2:51:18.515							
9 3 2:32.364 42.128 1:11.202 39.034 240.5 22:53.246								65 3 2:34.484 42.878 1:11.407 40.199 246.0 2:53:52.999							
10 3 2:31.761 42.645 1:10.759 38.357 241.1 25:25.007								66 3 2:34.581 42.840 1:12.029 39.712 251.2 2:56:27.580							
11 3 2:30.870 42.346 1:10.064 38.460 247.7 27:55.877								67 3 2:34.346 43.033 1:11.914 39.399 243.2 2:59:01.926							
12 3 2:32.040 42.568 1:10.701 38.771 252.9 30:27.917								68 3 2:37.356 43.392 1:12.895 41.069 238.4 3:01:39.282							
13 3 2:32.691 42.441 1:11.274 38.976 242.7 33:00.608								30 Selleslagh Racing Team AMG Mercedes GT4 1. Nicolas VAN DIERENDONK 3. Filip TEUNKENS 3 2. Johan VANNERUM							
14 3 2:33.428 42.594 1:11.502 39.332 240.5 35:34.036								1 1 2:47.507 51.439 1:15.192 40.876 2:47.507							
15 3 2:31.390 42.476 1:10.465 38.449 252.9 38:05.426								2 1 2:39.924 46.499 1:12.634 40.791 229.8 5:27.431							
16 3 2:32.038 42.448 1:10.435 39.155 247.1 40:37.464								3 1 2:37.554 45.171 1:11.865 40.518 243.8 8:04.985							
17 3 2:32.620 42.565 1:11.035 39.020 250.6 43:10.084								4 1 2:39.735 45.406 1:13.258 41.071 244.3 10:44.720							
18 3 2:32.056 43.196 1:10.604 38.256 251.2 45:42.140								5 1 2:39.658 46.386 1:12.732 40.540 235.3 13:24.378							
19 3 2:32.590 42.363 1:10.875 39.352 252.3 48:14.730								6 1 2:38.120 45.244 1:12.316 40.560 244.3 16:02.498							
20 3 2:32.654 42.723 1:11.276 38.655 244.9 50:47.384								7 1 2:37.689 45.327 1:11.866 40.496 242.7 18:40.187							
21 3 2:32.677 42.366 1:11.994 38.317 256.5 53:20.061								8 1 2:37.506 45.288 1:11.934 40.284 243.8 21:17.693							
22 3 2:32.946 42.425 1:11.037 39.484 245.5 55:53.007								9 1 2:40.531 46.560 1:11.888 42.083 237.9 23:58.224							
23 3 2:57.170 47.585 1:22.612 46.973 186.9 58:50.177								10 1 2:39.842 45.844 1:13.342 40.656 240.5 26:38.066							
24 3 3:03.836 54.296 1:23.950 45.590 129.5 1:01:54.013								11 1 3:04.340 1:08.774 1:14.741 40.825 232.3 29:42.406							
25 3 4:05.134 2:00.103 1:18.204 46.827 198.2 1:05:59.147								12 1 2:38.235 45.474 1:12.176 40.585 241.6 32:20.641							
26 3 3:44.929 51.369 1:40.094 1:13.466 185.9 1:09:44.076								13 1 2:38.262 45.132 1:12.409 40.721 241.6 34:58.903							
27 3 2:42.971 46.379 1:13.690 42.902 241.6 1:12:27.047								14 1 2:39.100 45.069 1:12.773 41.258 242.7 37:38.003							
28 3 2:37.484 43.472 1:13.672 40.340 247.7 1:15:04.531								15 1 2:38.491 45.016 1:12.626 40.849 241.6 40:16.494							
29 3 2:41.598 43.113 1:15.329 43.156 223.6 1:17:46.129								16 1 2:38.590 45.066 1:12.589 40.935 242.2 42:55.084							



BELCAR ENDURANCE CHAMPIONSHIP


SPA EURO RACE

RACE

Sector Analysis

■ Personal Best ■ Session Best B Crossing the finish line in pit lane

Lap	D	Time	Sector 1	Sector 2	Sector 3	T. Spd	Elapsed	Lap	D	Time	Sector 1	Sector 2	Sector 3	T. Spd	Elapsed	
17	1	2:38.106	45.109	1:12.125	40.872	243.8	45:33.190	8	1	2:39.480	44.979	1:13.209	41.292	244.3	21:14.613	
18	1	2:39.741	45.824	1:13.095	40.822	242.2	48:12.931	9	1	2:38.282	45.415	1:12.094	40.773	244.9	23:52.895	
19	1	2:39.507	45.003	1:13.672	40.832	243.8	50:52.438	10	1	2:39.220	44.777	1:13.577	40.866	236.3	26:32.115	
20	1	2:39.489	45.014	1:13.271	41.204	243.8	53:31.927	11	1	2:41.541	44.658	1:14.261	42.622	246.0	29:13.656	
21	1	2:38.210	45.171	1:12.270	40.769	243.8	56:10.137	12	1	2:40.502	45.419	1:13.224	41.859	239.5	31:54.158	
22	2	5:05.329	3:02.314	1:19.815	43.200	184.9	1:01:15.466	13	1	2:40.200	44.784	1:13.598	41.818	243.2	34:34.358	
23	2	3:58.766	1:03.077	1:50.986	1:04.703	121.5	1:05:14.232	14	1	2:40.424	45.831	1:13.502	41.091	243.2	37:14.782	
24	2	4:15.858	1:10.147	1:47.431	1:18.280	119.3	1:09:30.090	15	1	2:39.596	45.200	1:13.225	41.171	242.7	39:54.378	
25	2	2:44.907	46.480	1:16.215	42.212	236.8	1:12:14.997	16	1	2:38.968	45.288	1:12.968	40.712	243.2	42:33.346	
26	2	2:44.770	46.634	1:16.088	42.048	237.4	1:14:59.767	17	1	2:40.022	45.014	1:13.600	41.408	245.5	45:13.368	
27	2	2:44.844	46.159	1:15.710	42.975	241.6	1:17:44.611	18	1	2:39.999	45.277	1:13.983	40.739	241.6	47:53.367	
28	2	3:56.171	52.172	1:52.568	1:11.431	106.8	1:21:40.782	19	1	2:40.198	44.881	1:12.857	42.460	246.6	50:33.565	
29	2	3:55.723	1:11.359	1:43.316	1:01.048	128.7	1:25:36.505	20	1	2:41.303	45.745	1:14.281	41.277	236.3	53:14.868	
30	2	2:47.024	49.368	1:14.865	42.791	231.8	1:28:23.529	21	1	2:39.811	44.672	1:13.146	41.993	246.6	55:54.679	
31	2	2:42.660	46.453	1:14.714	41.493	239.5	1:31:06.189	22	1	3:01.040	50.497	1:23.087	47.456	175.6	58:55.719	
32	2	2:41.650	46.039	1:14.246	41.365	240.5	1:33:47.839	23	1	6:22.980	3:35.185	1:41.879	1:05.916	186.2	1:05:18.699	
33	2	2:41.918	45.695	1:14.513	41.710	241.1	1:36:29.757	24	1	4:12.843	1:07.594	1:47.286	1:17.963	157.0	1:09:31.542	
34	2	2:42.017	45.788	1:14.481	41.748	240.5	1:39:11.774	25	1	2:55.956	48.382	1:21.992	45.582	230.8	1:12:27.498	
35	2	2:41.912	45.901	1:13.894	42.117	238.4	1:41:53.686	26	1	2:54.563	48.230	1:20.886	45.447	234.8	1:15:22.061	
36	2	2:42.406	45.672	1:13.921	42.813	240.0	1:44:36.092	27	1	2:51.763	48.563	1:19.078	44.122	216.9	1:18:13.824	
37	2	3:13.265	45.880	1:44.681	42.704	241.6	1:47:49.357	28	1	3:33.554	48.166	1:32.307	1:13.081	228.8	1:21:47.378	
38	2	2:44.477	46.437	1:15.690	42.350	238.9	1:50:33.834	29	1	3:53.489	1:11.490	1:41.955	1:00.044	137.8	1:25:40.867	
39	2	2:44.069	46.972	1:14.927	42.170	238.9	1:53:17.903	30	1	2:48.781	47.159	1:18.172	43.450	226.9	1:28:29.648	
40	2	3:32.359	1:30.802	1:17.114	44.443	233.3	1:56:50.262	31	1	2:46.667	46.999	1:16.713	42.955	235.3	1:31:16.315	
41	2	2:44.409	46.242	1:15.608	42.559	238.4	1:59:34.671	32	1	2:45.251	46.629	1:16.307	42.315	241.6	1:34:01.566	
42	2	2:44.305	46.991	1:14.654	42.660	237.9	2:02:18.976	33	1	2:45.684	46.830	1:16.253	42.601	238.4	1:36:47.250	
43	2	2:43.479	46.218	1:14.709	42.552	240.0	2:05:02.455	34	1	2:46.777	47.105	1:15.868	43.804	237.9	1:39:34.027	
44	2	2:42.259	45.894	1:14.788	41.577	241.1	2:07:44.714	35	1	2:46.010	46.731	1:16.144	43.135	240.5	1:42:20.037	
45	2	2:42.616	46.062	1:14.472	42.082	239.5	2:10:27.330	36	1	2:47.079	46.775	1:16.722	43.582	238.4	1:45:07.116	
46	2	2:42.522	45.635	1:15.141	41.746	243.2	2:13:09.852	37	1	2:45.123	46.527	1:16.673	41.923	238.4	1:47:52.239	
47	2	2:43.304	45.900	1:15.349	42.055	238.4	2:15:53.156	38	1	2:44.742	46.152	1:17.072	41.518	234.8	1:50:36.981	
48	2	2:43.177	45.749	1:14.936	42.492	240.0	2:18:36.333	39	1	2:43.143	46.081	1:15.401	41.661	237.4	1:53:20.124	
49	2	2:43.350	45.708	1:15.699	41.943	225.0	2:21:19.683	40	1	2:44.477	47.499	1:15.497	41.481	234.8	1:56:04.601	
50	2	2:43.843	45.814	1:15.582	42.447	242.2	2:24:03.526	41	1	2:43.644	45.848	1:16.099	41.697	237.9	1:58:48.245	
51	2	2:44.232	45.934	1:16.000	42.298	240.5	2:26:47.758	42	1	2:44.402	45.702	1:15.911	42.789	241.1	2:01:32.647	
52	2	4:11.737	2:13.202	1:16.714	41.821	189.1	2:30:59.495	43	1	4:04.871	2:08.222	1:15.160	41.489	223.6	2:05:37.518	
53	2	2:42.467	46.048	1:14.818	41.601	240.0	2:33:41.962	44	1	2:40.537	45.796	1:13.737	41.004	242.2	2:08:18.055	
54	2	2:42.628	46.378	1:14.823	41.427	241.6	2:36:24.590	45	1	2:40.385	45.355	1:13.578	41.452	242.2	2:10:58.440	
55	2	2:42.171	45.471	1:15.228	41.472	243.2	2:39:06.761	46	1	2:40.014	45.377	1:13.590	41.047	241.1	2:13:38.454	
56	2	2:42.021	45.914	1:14.900	41.207	243.2	2:41:48.782	47	1	2:40.087	44.859	1:13.343	41.885	242.7	2:16:18.541	
57	2	2:40.790	45.029	1:14.531	41.230	230.8	2:44:29.572	48	1	2:40.928	45.426	1:14.178	41.324	236.3	2:18:59.469	
58	2	2:42.693	46.059	1:14.988	41.646	241.6	2:47:12.265	49	1	2:40.263	45.246	1:13.975	41.042	243.2	2:21:39.732	
59	2	2:39.587	45.256	1:13.485	40.846	243.2	2:49:51.852	50	1	2:41.420	45.685	1:14.628	41.107	233.3	2:24:21.152	
60	2	2:41.641	46.443	1:14.023	41.175	237.4	2:52:33.493	51	1	2:41.286	45.218	1:14.657	41.411	243.2	2:27:02.438	
61	2	2:41.034	45.282	1:13.999	41.753	240.5	2:55:14.527	52	1	2:41.436	45.136	1:15.295	41.005	230.3	2:29:43.874	
62	2	2:41.396	45.224	1:14.836	41.336	245.5	2:57:55.923	53	1	2:41.867	45.279	1:14.515	42.073	242.2	2:32:25.741	
63	2	2:40.733	45.258	1:14.006	41.469	243.2	3:00:36.656	54	1	2:40.992	45.051	1:14.636	41.305	244.9	2:35:06.733	
64	2	2:41.949	45.355	1:15.042	41.552	242.7	3:03:18.605	55	1	2:40.681	45.319	1:14.378	40.984	240.0	2:37:47.414	
31		Selleslagh Racing Team					AMG Mercedes GT4									
		1. Wim SPINOY										3				
		2. Ward SLUYTS														
1	1	2:47.889	51.818	1:14.993	41.078		2:47.889	56	1	2:43.112	46.443	1:14.549	42.120	240.0	2:40:30.526	
2	1	2:38.096	45.869	1:12.135	40.092	241.6	5:25.985	57	1	2:41.756	45.018	1:14.908	41.830	246.6	2:43:12.282	
3	1	2:37.388	45.136	1:11.978	40.274	242.7	8:03.373	58	1	2:42.100	45.633	1:15.001	41.466	245.5	2:45:54.382	
4	1	2:37.385	44.909	1:12.096	40.380	244.9	10:40.758	59	1	2:41.606	45.120	1:14.254	42.232	241.6	2:48:35.988	
5	1	2:37.109	44.664	1:11.948	40.497	244.9	13:17.867	60	1	2:42.795	45.474	1:15.228	42.093	238.9	2:51:18.783	
6	1	2:38.627	44.761	1:12.949	40.917	246.0	15:56.494	61	1	2:43.664	46.837	1:15.023	41.804	240.5	2:54:02.447	
7	1	2:38.639	44.765	1:13.214	40.660	246.0	18:35.133	62	1	2:43.830	45.585	1:15.771	42.474	237.9	2:56:46.277	
								63	1	2:43.327	45.480	1:15.760	42.087	240.0	2:59:29.604	
								64	1	2:43.212	45.419	1:15.688	42.105	241.1	3:02:12.816	




BELCAR ENDURANCE CHAMPIONSHIP

SPA EURO RACE RACE

Sector Analysis

Personal Best Session Best Crossing the finish line in pit lane

Lap	D	Time	Sector 1	Sector 2	Sector 3	T. Spd	Elapsed	Lap	D	Time	Sector 1	Sector 2	Sector 3	T. Spd	Elapsed	
32		DBJE Racing						BMW M235i	56	1	2:48.066					2:58:45.321
		1. Denys BUFFET						3	57	1	2:48.448					3:01:33.769
		2. Emilien BUFFET														
1	1	3:05.073			46.201		3:05.073	1	1	3:14.279	1:05.364	1:21.125	47.790		3:14.279	
2	1	2:57.400			46.531		6:02.473	2	1	3:01.165	52.891	1:20.436	47.838	198.5	6:15.444	
3	1	2:56.332			46.086		8:58.805	3	1	3:00.082	53.100	1:19.771	47.211	197.8	9:15.526	
4	1	2:57.421			46.368		11:56.226	4	1	3:00.315	52.744	1:20.736	46.835	198.2	12:15.841	
5	1	2:58.092			47.259		14:54.318	5	1	2:58.646	52.390	1:19.871	46.385	198.9	15:14.487	
6	1	2:58.863			47.427		17:53.181	6	1	3:00.299	52.774	1:20.132	47.393	191.5	18:14.786	
7	1	2:58.720			47.552		20:51.901	7	1	2:59.818	52.845	1:19.718	47.255	198.5	21:14.604	
8	1	2:57.017			46.208		23:48.918	8	1	2:58.439	52.254	1:19.044	47.141	201.5	24:13.043	
9	1	2:59.094			46.644		26:48.012	9	1	3:00.836	52.045	1:21.907	46.884	203.4	27:13.879	
10	1	3:02.431			47.753		29:50.443	10	1	3:00.451	53.336	1:19.609	47.506	198.9	30:14.330	
11	1	3:01.060			47.409		32:51.503	11	1	3:01.184	52.709	1:20.640	47.835	199.6	33:15.514	
12	1	2:59.901			47.116		35:51.404	12	1	2:59.941	52.675	1:19.847	47.419	200.0	36:15.455	
13	1	3:02.402			47.612		38:53.806	13	1	3:00.148	52.594	1:20.357	47.197	197.8	39:15.603	
14	1	3:03.092			47.767		41:56.898	14	1	2:58.996	52.212	1:20.054	46.730	198.5	42:14.599	
15	1	5:24.922			44.368		47:21.820	15	1	3:00.757	52.686	1:20.106	47.965	196.0	45:15.356	
16	1	2:48.863			43.283		50:10.683	16	1	2:59.572	52.667	1:20.048	46.857	196.0	48:14.928	
17	1	2:48.839			44.208		52:59.522	17	1	2:59.282	52.774	1:19.972	46.536	197.4	51:14.210	
18	1	2:49.922			43.988		55:49.444	18	1	2:59.003	52.483	1:20.249	46.271	197.1	54:13.213	
19	1	2:59.578			46.954		58:49.022	19	1	3:09.014	52.752	1:20.563	55.699	199.3	57:22.227	
20	1	3:04.474			45.512		1:01:53.496	20	1	5:05.106	2:45.936	1:30.021	49.149	175.0	1:02:27.333	
21	1	3:28.048			1:06.329		1:05:21.544	21	1	3:06.833	54.071	1:24.158	48.604	196.7	1:05:34.166	
22	1	4:11.935			1:17.202		1:09:33.479	22	1	4:03.771	1:05.585	1:41.331	1:16.855	118.3	1:09:37.937	
23	1	2:56.381			44.886		1:12:29.860	23	1	3:10.181	53.643	1:26.338	50.200	182.4	1:12:48.118	
24	1	2:52.925			44.922		1:15:22.785	24	1	3:01.396	52.521	1:21.776	47.099	194.9	1:15:49.514	
25	1	2:54.383			44.479		1:18:17.168	25	1	3:07.501	57.005	1:23.197	47.299	193.9	1:18:57.015	
26	1	3:31.781			1:12.403		1:21:48.949	26	1	3:01.899	52.846	1:22.006	47.047	195.7	1:21:58.914	
27	1	3:53.099			1:00.102		1:25:42.048	27	1	4:28.825	2:19.573	1:22.051	47.201	183.4	1:26:27.739	
28	1	2:51.442			44.298		1:28:33.490	28	1	3:00.594	52.943	1:21.112	46.539	196.4	1:29:28.333	
29	1	2:47.804			43.386		1:31:21.294	29	1	3:01.750	52.816	1:21.455	47.479	196.0	1:32:30.083	
30	1	2:47.927			43.548		1:34:09.221	30	1	3:02.299	52.790	1:22.007	47.502	194.6	1:35:32.382	
31	1	2:47.145			43.162		1:36:56.366	31	1	3:01.242	52.575	1:21.390	47.277	197.4	1:38:33.624	
32	1	2:46.645			42.917		1:39:43.011	32	1	3:03.358	54.163	1:21.624	47.571	197.8	1:41:36.982	
33	1	2:46.899			43.077		1:42:29.910	33	1	3:02.755	52.555	1:22.664	47.536	196.0	1:44:39.737	
34	1	2:49.481			44.176		1:45:19.391	34	1	3:03.232	52.761	1:22.660	47.811	195.3	1:47:42.969	
35	1	8:49.066			47.417		1:54:08.457	35	1	3:02.865	52.618	1:23.029	47.218	196.0	1:50:45.834	
36	1	3:02.462			48.879		1:57:10.919	36	1	3:02.851	52.666	1:22.775	47.410	197.1	1:53:48.685	
37	1	3:05.015			48.914		2:00:15.934	37	1	3:03.246	52.425	1:21.975	48.846	197.4	1:56:51.931	
38	1	3:01.749			47.902		2:03:17.683	38	1	3:01.441	52.538	1:22.174	46.729	196.4	1:59:53.372	
39	1	3:01.307			47.053		2:06:18.990	39	1	3:00.941	52.421	1:21.507	47.013	196.7	2:02:54.313	
40	1	3:04.649			48.195		2:09:23.639	40	1	3:00.462	52.130	1:21.404	46.928	199.3	2:05:54.775	
41	1	3:03.021			47.899		2:12:26.660	41	1	3:01.397	52.905	1:21.248	47.244	198.5	2:08:56.172	
42	1	3:02.449			48.613		2:15:29.109	42	1	3:03.123	52.687	1:22.582	47.854	197.8	2:11:59.295	
43	1	2:59.886			46.908		2:18:28.995	43	1	3:02.727	53.002	1:22.389	47.336	195.3	2:15:02.022	
44	1	3:02.067			47.212		2:21:31.062	44	1	3:03.534	52.543	1:23.325	47.666	195.7	2:18:05.556	
45	1	3:00.656			46.510		2:24:31.718	45	1	3:01.558	52.846	1:21.558	47.154	198.5	2:21:07.114	
46	1	3:02.114			47.785		2:27:33.832	46	1	3:02.572	52.960	1:21.905	47.707	196.4	2:24:09.686	
47	1	3:04.790			47.948		2:30:38.622	47	1	3:03.911	52.342	1:24.119	47.450	197.1	2:27:13.597	
48	1	3:02.065			47.474		2:33:40.687	48	1	3:02.274	52.380	1:22.407	47.487	198.5	2:30:15.871	
49	1	5:22.045			44.625		2:39:02.732	49	1	3:02.877	53.878	1:21.908	47.091	189.8	2:33:18.748	
50	1	2:50.475			43.610		2:41:53.207	50	1	3:00.390	52.394	1:20.836	47.160	197.4	2:36:19.138	
51	1	2:49.120			43.788		2:44:42.327	51	1	3:00.239	52.221	1:21.254	46.764	198.9	2:39:19.377	
52	1	2:48.756			43.809		2:47:31.083	52	1	3:00.762	52.269	1:20.994	47.499	197.8	2:42:20.139	
53	1	2:48.668			43.150		2:50:19.751	53	1	3:04.362	52.863	1:23.956	47.543	197.1	2:45:24.501	
54	1	2:48.851			43.763		2:53:08.602									
55	1	2:48.653			43.326		2:55:57.255									



BELCAR ENDURANCE CHAMPIONSHIP


SPA EURO RACE

RACE

Sector Analysis

■ Personal Best ■ Session Best B Crossing the finish line in pit lane

Lap	D	Time	Sector 1	Sector 2	Sector 3	T. Spd	Elapsed	Lap	D	Time	Sector 1	Sector 2	Sector 3	T. Spd	Elapsed		
54	1	3:02.730	52.593	1:22.369	47.768	197.8	2:48:27.231	50	1	3:01.289	52.989	1:20.877	47.423	199.3	2:38:51.372		
55	1	3:01.869	52.381	1:22.291	47.197	198.5	2:51:29.100	51	1	3:01.360	52.784	1:21.238	47.338	200.4	2:41:52.732		
56	1	3:02.287	52.406	1:21.683	48.198	196.7	2:54:31.387	52	1	3:01.010	52.810	1:20.960	47.240	200.4	2:44:53.742		
57	1	3:05.755	53.221	1:23.403	49.131	186.5	2:57:37.142	53	1	3:01.527	52.639	1:20.903	47.985	201.1	2:47:55.269		
58	1	3:06.263	54.124	1:23.303	48.836	180.6	3:00:43.405	54	1	3:00.366	52.498	1:20.973	46.895	200.0	2:50:55.635		
59	1	3:24.053	55.323	1:30.703	58.027	154.5	3:04:07.458	55	1	3:01.604	52.530	1:21.731	47.343	201.1	2:53:57.239		
42	BMW Team van der Horst 1.Niels DE KERPEL 2.Jeromy HESSELS							BMW 325i 5	44	Belgium Driver Academy vzw 1.Maxim PAMPEL 2.Martin DOUBEK							Wolf GB08 2
1	1	3:15.143	1:06.674	1:21.677	46.792		3:15.143	1	2	2:43.824	50.547	1:11.935	41.342		2:43.824		
2	1	3:00.098	52.332	1:20.826	46.940	202.2	6:15.241	2	2	2:35.832	45.450	1:09.843	40.539	221.8	5:19.656		
3	1	2:59.097	52.838	1:19.810	46.449	198.5	9:14.338	3	2	2:35.186	45.602	1:08.851	40.733	219.5	7:54.842		
4	1	2:58.625	52.381	1:19.463	46.781	200.4	12:12.963	4	2	2:34.640	44.770	1:09.360	40.510	222.2	10:29.482		
5	1	3:00.704	52.401	1:20.084	48.219	201.5	15:13.667	5	2	2:37.230	45.955	1:09.993	41.282	218.6	13:06.712		
6	1	3:00.771	52.404	1:20.161	48.206	201.9	18:14.438	6	2	2:33.853	45.356	1:08.425	40.072	220.9	15:40.565		
7	1	2:59.035	52.972	1:19.601	46.462	200.0	21:13.473	7	2	2:33.559	44.723	1:07.949	40.887	223.1	18:14.124		
8	1	2:59.046	52.501	1:19.617	46.928	202.6	24:12.519	8	2	2:36.076	47.577	1:07.996	40.503	216.4	20:50.200		
9	1	3:01.132	52.449	1:21.507	47.176	201.5	27:13.651	9	2	2:32.769	44.700	1:07.888	40.181	222.7	23:22.969		
10	1	3:00.139	52.895	1:20.028	47.216	200.7	30:13.790	10	2	2:34.215	44.710	1:08.367	41.138	222.2	25:57.184		
11	1	3:01.495	52.982	1:20.305	48.208	200.4	33:15.285	11	2	2:35.902	44.589	1:11.128	40.185	215.1	28:33.086		
12	1	2:59.516	52.480	1:19.837	47.199	201.1	36:14.801	12	2	2:35.887	46.266	1:09.101	40.520	220.9	31:08.973		
13	1	3:04.246	53.083	1:22.262	48.901	200.4	39:19.047	13	2	2:34.341	44.669	1:09.705	39.967	222.7	33:43.314		
14	1	3:01.221	53.286	1:20.634	47.301	195.7	42:20.268	14	2	2:34.298	44.715	1:08.678	40.905	224.5	36:17.612		
15	1	5:09.074	2:51.853	1:25.910	51.311	162.2	47:29.342	15	2	2:38.501	45.225	1:13.029	40.247	226.4	38:56.113		
16	1	3:11.356	57.174	1:23.914	50.268	184.0	50:40.698	16	2	2:38.034	46.548	1:09.975	41.511	222.2	41:34.147		
17	1	3:09.110	56.596	1:23.129	49.385	191.8	53:49.808	17	2	2:36.940	44.575	1:12.559	39.806	224.1	44:11.087		
18	1	3:11.616	56.071	1:25.970	49.575	193.9	57:01.424	18	2	2:36.418	44.659	1:10.530	41.229	223.6	46:47.505		
19	1	3:51.700	55.425	1:44.801	1:11.474	187.8	1:00:53.124	19	2	2:39.354	44.863	1:12.766	41.725	225.0	49:26.859		
20	1	3:18.007	58.722	1:28.337	50.948	168.5	1:04:11.131	20	2	2:36.894	44.931	1:10.886	41.077	223.6	52:03.753		
21	1	3:09.354	55.206	1:24.631	49.517	190.1	1:07:20.485	21	2	2:40.227	47.478	1:10.868	41.881	219.5	54:43.980		
22	1	3:07.392	55.196	1:22.857	49.339	191.8	1:10:27.877	22	2	2:55.493	45.688	1:21.670	48.135	219.5	57:39.473		
23	1	3:08.265	54.860	1:23.965	49.440	191.2	1:13:36.142	23	1	5:43.605	2:46.355	1:46.358	1:10.892	122.0	1:03:23.078		
24	1	3:08.072	55.252	1:23.245	49.575	193.9	1:16:44.214	24	1	15:36.671	...	1:14.433	48.152	188.5	1:18:59.749		
25	1	3:08.191	55.061	1:23.711	49.419	193.9	1:19:52.405	25	1	3:02.718	53.924	1:21.607	47.187	203.0	1:22:02.467		
26	1	3:07.279	55.067	1:22.702	49.510	193.9	1:22:59.684	26	1	3:45.164	1:05.686	1:41.207	58.271	85.4	1:25:47.631		
27	1	3:06.303	54.900	1:22.797	48.606	194.2	1:26:05.987	27	1	2:37.766	45.051	1:11.928	40.787	211.8	1:28:25.397		
28	1	3:05.138	54.587	1:22.375	48.176	195.7	1:29:11.125	28	1	2:36.361	45.197	1:11.135	40.029	220.0	1:31:01.758		
29	1	3:05.746	54.569	1:22.321	48.856	196.4	1:32:16.871	29	1	2:30.891	44.864	1:06.307	39.720	220.4	1:33:32.649		
30	1	3:06.128	54.727	1:22.815	48.586	195.7	1:35:22.999	30	1	2:33.293	44.522	1:08.003	40.768	222.2	1:36:05.942		
31	1	3:07.064	55.081	1:23.166	48.817	195.7	1:38:30.063	31	1	2:33.844	44.405	1:09.466	39.973	226.4	1:38:39.786		
32	1	3:08.019	56.339	1:22.759	48.921	192.2	1:41:38.082	32	1	2:41.336	46.627	1:12.516	42.193	220.9	1:41:21.122		
33	1	3:05.907	54.635	1:22.839	48.433	192.5	1:44:43.989	33	1	2:36.045	44.628	1:11.338	40.079	223.1	1:43:57.167		
34	1	3:06.975	54.171	1:24.226	48.578	196.4	1:47:50.964	34	1	2:32.450	44.501	1:07.903	40.046	223.6	1:46:29.617		
35	1	3:09.296	55.085	1:24.751	49.460	194.9	1:51:00.260	35	1	2:32.147	44.645	1:07.811	39.691	221.3	1:49:01.764		
36	1	3:11.851	55.082	1:26.953	49.816	191.5	1:54:12.111	36	1	2:31.473	44.565	1:07.168	39.740	222.7	1:51:33.237		
37	1	5:17.804	3:07.874	1:22.416	47.514	175.0	1:59:29.915	37	1	2:32.835	44.640	1:08.464	39.731	222.7	1:54:06.072		
38	1	3:02.732	54.544	1:20.807	47.381	196.4	2:02:32.647	38	1	2:33.016	44.696	1:08.619	39.701	223.1	1:56:39.088		
39	1	3:00.366	52.638	1:20.559	47.169	200.0	2:05:33.013	39	1	2:35.165	44.762	1:10.256	40.147	220.4	1:59:14.253		
40	1	3:01.088	53.516	1:20.033	47.539	198.9	2:08:34.101	40	1	2:33.038	44.957	1:08.155	39.926	222.7	2:01:47.291		
41	1	3:02.754	53.947	1:20.849	47.958	198.2	2:11:36.855	41	1	2:33.118	44.580	1:08.431	40.107	222.7	2:04:20.409		
42	1	3:00.454	52.639	1:20.666	47.149	201.1	2:14:37.309	42	1	2:31.086	44.737	1:06.798	39.551	223.1	2:06:51.495		
43	1	3:01.078	52.870	1:21.187	47.021	199.3	2:17:38.387	43	1	2:32.757	44.865	1:07.848	40.044	222.7	2:09:24.252		
44	1	3:00.710	52.626	1:20.829	47.255	200.0	2:20:39.097	44	1	2:31.630	45.082	1:07.058	39.490	220.9	2:11:55.882		
45	1	3:01.724	52.508	1:22.089	47.127	200.4	2:23:40.821	45	1	2:32.442	44.547	1:07.953	39.942	223.1	2:14:28.324		
46	1	2:59.773	52.380	1:20.374	47.019	201.1	2:26:40.594	46	1	2:31.539	44.730	1:07.341	39.468	222.7	2:16:59.863		
47	1	3:01.926	52.668	1:21.656	47.602	201.1	2:29:42.520										
48	1	3:05.949	54.427	1:23.040	48.482	174.2	2:32:48.469										
49	1	3:01.614	52.879	1:21.400	47.335	199.3	2:35:50.083										



BELCAR ENDURANCE CHAMPIONSHIP

SPA EURO RACE

RACE

Sector Analysis

Personal Best Session Best B Crossing the finish line in pit lane


Lap	D	Time	Sector 1	Sector 2	Sector 3	T. Spd	Elapsed	Lap	D	Time	Sector 1	Sector 2	Sector 3	T. Spd	Elapsed
47	1	2:32.669	44.343	1:08.563	39.763	222.2	2:19:32.532	39	1	3:02.244	52.715	1:22.597	46.932	195.7	2:04:33.285
48	1	2:33.544	44.744	1:08.078	40.722	223.6	2:22:06.076	40	1	2:58.968	52.312	1:19.886	46.770	194.2	2:07:32.253
49	1	2:31.309	44.969	1:06.591	39.749	220.9	2:24:37.385	41	1	2:59.379	52.183	1:20.081	47.115	196.0	2:10:31.632
50	1	2:30.815	44.423	1:06.870	39.522	222.2	2:27:08.200	42	1	3:00.045	52.615	1:20.705	46.725	196.0	2:13:31.677
51	1	2:32.366	44.463	1:07.817	40.086	224.1	2:29:40.566	43	1	2:59.174	52.181	1:20.202	46.791	198.2	2:16:30.851
52	1	3:26.848	1:37.337	1:09.927	39.584	211.4	2:33:07.414	44	1	3:00.751	52.162	1:20.190	48.399	196.7	2:19:31.602
53	1	2:30.599	44.588	1:06.681	39.330	220.9	2:35:38.013	45	1	3:01.005	53.311	1:20.878	46.816	195.3	2:22:32.607
54	1	2:33.471	45.470	1:07.519	40.482	219.5	2:38:11.484	46	1	2:59.367	52.268	1:20.153	46.946	195.3	2:25:31.974
55	1	2:32.155	44.515	1:07.727	39.913	221.3	2:40:43.639	47	1	2:59.182	52.314	1:20.152	46.716	197.8	2:28:31.156
56	1	2:33.114	44.520	1:07.931	40.663	221.3	2:43:16.753	48	1	2:59.179	52.484	1:20.055	46.640	195.7	2:31:30.335
57	1	2:33.574	44.200	1:09.559	39.815	221.8	2:45:50.327	49	1	2:59.261	52.281	1:20.126	46.854	194.9	2:34:29.596
58	1	2:34.502	45.575	1:07.259	41.668	216.4	2:48:24.829	50	1	2:59.990	52.571	1:20.523	46.896	194.6	2:37:29.586
59	1	2:31.683	44.292	1:07.961	39.430	221.8	2:50:56.512	51	1	2:59.773	52.204	1:20.681	46.888	196.7	2:40:29.359
60	1	2:35.055	47.590	1:07.570	39.895	219.1	2:53:31.567	52	1	2:59.709	52.263	1:20.672	46.774	198.5	2:43:29.068
61	1	2:32.590	46.031	1:06.952	39.607	214.3	2:56:04.157	53	1	3:00.816	52.883	1:20.330	47.603	196.7	2:46:29.884
62	1	2:32.143	44.521	1:07.715	39.907	219.5	2:58:36.300	54	1	3:04.403	52.395	1:20.489	51.519	194.9	2:49:34.287
63	1	2:31.035	44.839	1:06.611	39.585	218.6	3:01:07.335	55	1	3:02.797	52.329	1:23.122	47.346	194.6	2:52:37.084

46 BMW Team van der Horst BMW 325i
 1. Alex CASCATAU
 2. Mauro MERCURI

1	1	3:11.761	1:03.678	1:20.994	47.089		3:11.761
2	1	2:59.699	53.048	1:20.024	46.627	194.2	6:11.460
3	1	2:58.919	52.056	1:20.264	46.599	198.2	9:10.379
4	1	2:58.170	51.951	1:19.537	46.682	196.7	12:08.549
5	1	2:58.710	52.120	1:19.847	46.743	197.1	15:07.259
6	1	3:01.742	52.420	1:21.553	47.769	198.2	18:09.001
7	1	3:03.464	57.276	1:19.660	46.528	188.8	21:12.465
8	1	2:59.823	53.360	1:19.369	47.094	196.0	24:12.288
9	1	2:59.054	52.098	1:19.954	47.002	198.2	27:11.342
10	1	2:58.058	51.781	1:19.458	46.819	199.6	30:09.400
11	1	2:58.112	51.964	1:19.216	46.932	194.6	33:07.512
12	1	2:57.992	51.957	1:19.429	46.606	197.1	36:05.504
13	1	2:59.829	52.189	1:20.566	47.074	198.2	39:05.333
14	1	2:57.839	51.866	1:19.404	46.569	198.9	42:03.172
15	1	2:58.848	52.055	1:19.795	46.998	195.7	45:02.020
16	1	2:58.300	51.848	1:19.845	46.607	196.4	48:00.320
17	1	2:58.429	51.957	1:20.006	46.466	197.4	50:58.749
18	1	2:58.674	51.998	1:19.931	46.745	197.4	53:57.423
19	1	3:01.060	52.452	1:21.008	47.600	196.4	56:58.483
20	1	6:27.130	4:05.390	1:28.368	53.372	157.7	1:03:25.613
21	1	3:14.897	1:01.444	1:23.797	49.656	180.9	1:06:40.510
22	1	3:09.320	55.213	1:23.851	50.256	188.5	1:09:49.830
23	1	3:06.100	54.215	1:23.877	48.008	169.0	1:12:55.930
24	1	3:04.400	54.324	1:22.018	48.058	187.2	1:16:00.330
25	1	3:08.447	57.487	1:22.749	48.211	185.2	1:19:08.777
26	1	3:03.817	53.711	1:21.962	48.144	191.5	1:22:12.594
27	1	3:39.951	56.524	1:41.204	1:02.223	87.9	1:25:52.545
28	1	3:07.010	55.141	1:24.070	47.799	186.5	1:28:59.555
29	1	3:05.458	53.886	1:22.878	48.694	190.8	1:32:05.013
30	1	3:04.331	54.249	1:21.933	48.149	189.1	1:35:09.344
31	1	3:03.797	53.936	1:22.280	47.581	190.1	1:38:13.141
32	1	3:03.418	54.008	1:21.863	47.547	187.5	1:41:16.559
33	1	3:04.183	54.537	1:21.240	48.406	185.9	1:44:20.742
34	1	5:10.463	3:01.998	1:21.210	47.255	175.6	1:49:31.205
35	1	3:00.653	52.499	1:20.934	47.220	193.5	1:52:31.858
36	1	3:00.322	53.482	1:20.119	46.721	193.5	1:55:32.180
37	1	2:59.146	52.174	1:19.844	47.128	195.7	1:58:31.326
38	1	2:59.715	52.340	1:20.721	46.654	195.3	2:01:31.041

49 Milo Racing LAMERA
 1. Christophe NIVARLET
 2. Kevin BALHAZAR

1	2	2:55.655	53.159	1:19.337	43.159		2:55.655
2	2	2:46.158	47.154	1:16.244	42.760	217.7	5:41.813
3	2	2:43.801	47.164	1:13.564	43.073	214.3	8:25.614
4	2	2:41.837	47.124	1:12.459	42.254	214.7	11:07.451
5	2	2:41.494	46.955	1:12.221	42.318	214.7	13:48.945
6	2	2:41.178	46.796	1:12.346	42.036	215.6	16:30.123
7	2	2:41.486	47.001	1:12.402	42.083	214.7	19:11.609
8	2	2:41.294	46.687	1:12.565	42.042	216.0	21:52.903
9	2	2:42.613	46.540	1:13.146	42.927	216.0	24:35.516
10	2	2:41.920	46.567	1:13.059	42.294	217.7	27:17.436
11	2	2:43.798	48.527	1:13.103	42.168	217.7	30:01.234
12	2	2:41.633	46.479	1:13.085	42.069	217.3	32:42.867
13	2	2:43.347	46.477	1:15.051	41.819	216.9	35:26.214
14	2	2:42.405	46.545	1:13.454	42.406	213.0	38:08.619
15	2	2:41.324	46.335	1:12.735	42.254	217.3	40:49.943
16	2	2:42.681	46.465	1:13.536	42.680	214.3	43:32.624
17	2	2:42.005	46.643	1:13.028	42.334	220.0	46:14.629
18	2	2:41.975	46.500	1:13.661	41.814	211.8	48:56.604
19	2	2:41.390	46.320	1:13.336	41.734	198.2	51:37.994
20	2	2:41.183	46.666	1:12.672	41.845	215.6	54:19.177
21	2	2:59.979	46.001	1:18.148	55.830	220.4	57:19.156
22	2	3:39.394	1:05.700	1:36.017	57.677	146.1	1:00:58.550
23	1	4:28.561	2:14.436	1:17.369	56.756	199.6	1:05:27.111
24	1	4:08.635	1:10.257	1:42.701	1:15.677	139.0	1:09:35.746
25	1	2:52.024	47.942	1:18.598	45.484	203.0	1:12:27.770
26	1	2:51.086	48.882	1:18.482	43.722	220.0	1:15:18.856
27	1	2:46.202	47.635	1:15.172	43.395	217.3	1:18:05.058
28	1	3:41.439	47.723	1:40.961	1:12.755	216.9	1:21:46.497
29	1	3:53.281	1:11.252	1:42.258	59.771	127.8	1:25:39.778
30	1	2:46.705	46.945	1:15.962	43.798	220.4	1:28:26.483
31	1	2:45.270	48.018	1:14.299	42.953	218.6	1:31:11.753
32	1	2:45.721	47.510	1:15.543	42.668	214.7	1:33:57.474
33	1	2:44.318	47.303	1:14.474	42.541	217.3	1:36:41.792
34	1	2:44.117	47.512	1:14.003	42.602	216.4	1:39:25.909
35	1	2:44.509	47.585	1:14.496	42.428	208.9	1:42:10.418



BELCAR ENDURANCE CHAMPIONSHIP


SPA EURO RACE

RACE

Sector Analysis

Personal Best Session Best B Crossing the finish line in pit lane

Lap	D	Time	Sector 1	Sector 2	Sector 3	T. Spd	Elapsed	Lap	D	Time	Sector 1	Sector 2	Sector 3	T. Spd	Elapsed
36	1	2:44.575	47.349	1:14.379	42.847	216.0	1:44:54.993	27	1	3:01.231	53.712	1:20.370	47.149	192.9	1:28:57.362
37	1	2:46.642	47.795	1:15.055	43.792	219.1	1:47:41.635	28	1	3:01.031	53.672	1:19.955	47.404	190.8	1:31:58.393
38	1	2:45.698	47.444	1:14.518	43.736	217.3	1:50:27.333	29	1	3:01.715	53.799	1:20.693	47.223	192.9	1:35:00.108
39	1	2:44.450	47.279	1:14.401	42.770	216.4	1:53:11.783	30	1	3:02.159	53.720	1:20.583	47.856	190.8	1:38:02.267
40	1	2:43.309	47.109	1:13.888	42.312	216.4	1:55:55.092	31	1	3:02.071	53.870	1:20.918	47.283	191.2	1:41:04.338
41	1	2:43.231	47.150	1:13.565	42.516	216.0	1:58:38.323	32	1	3:02.776	54.988	1:20.689	47.099	187.5	1:44:07.114
42	1	2:44.060	46.439	1:15.459	42.162	219.1	2:01:22.383	33	1	3:02.409	53.912	1:20.672	47.825	185.9	1:47:09.523
43	1	2:42.809	46.737	1:13.576	42.496	216.9	2:04:05.192	34	1	3:02.180	54.218	1:20.507	47.455	187.5	1:50:11.703
44	1	2:44.011	46.807	1:14.024	43.180	216.9	2:06:49.203	35	1	3:00.680	53.385	1:19.925	47.370	190.5	1:53:12.383
45	1	2:43.635	47.040	1:14.497	42.098	216.4	2:09:32.838	36	1	3:02.258	53.441	1:21.582	47.235	189.5	1:56:14.641
46	1	2:45.124	47.087	1:14.693	43.344	216.4	2:12:17.962	37	1	3:01.792	53.723	1:20.337	47.732	189.1	1:59:16.433
47	2	3:59.595	2:02.187	1:14.701	42.707	206.5	2:16:17.557	38	1	5:42.662	3:31.582	1:21.966	49.114	180.6	2:04:59.095
48	2	2:43.468	46.726	1:14.256	42.486	216.0	2:19:01.025	39	1	3:03.020	54.162	1:21.003	47.855	188.8	2:08:02.115
49	2	2:42.438	46.796	1:13.375	42.267	218.2	2:21:43.463	40	1	3:02.174	53.720	1:20.826	47.628	190.8	2:11:04.289
50	2	2:43.098	46.361	1:14.591	42.146	213.0	2:24:26.561	41	1	3:03.260	53.988	1:21.752	47.520	188.2	2:14:07.549
51	2	2:42.982	46.318	1:13.760	42.904	220.4	2:27:09.543	42	1	3:02.827	53.549	1:21.913	47.365	191.2	2:17:10.376
52	2	2:41.445	46.455	1:12.961	42.029	217.3	2:29:50.988	43	1	3:02.886	53.573	1:21.753	47.560	189.8	2:20:13.262
53	2	2:43.249	46.584	1:14.451	42.214	194.6	2:32:34.237	44	1	3:03.486	53.722	1:21.463	48.301	189.5	2:23:16.748
54	2	2:41.589	46.336	1:12.958	42.295	215.1	2:35:15.826	45	1	3:02.661	53.618	1:21.745	47.298	189.1	2:26:19.409
55	2	2:43.007	47.893	1:13.542	41.572	210.5	2:37:58.833	46	1	3:05.421	53.951	1:22.845	48.625	188.8	2:29:24.830
56	2	2:43.044	46.272	1:13.233	43.539	218.2	2:40:41.877	47	1	3:03.964	54.224	1:21.308	48.432	191.2	2:32:28.794
57	2	2:41.865	46.176	1:13.438	42.251	217.7	2:43:23.742	48	1	3:02.827	53.620	1:21.634	47.573	191.5	2:35:31.621
58	2	2:44.275	46.405	1:14.808	43.062	217.7	2:46:08.017	49	1	3:04.850	53.707	1:23.114	48.029	191.2	2:38:36.471
59	2	2:45.201	46.411	1:13.863	44.927	218.2	2:48:53.218	50	1	3:03.274	53.871	1:21.612	47.791	189.1	2:41:39.745
60	2	2:42.219	47.529	1:12.925	41.765	216.4	2:51:35.437	51	1	3:03.827	53.408	1:22.674	47.745	190.5	2:44:43.572
61	2	2:40.783	46.231	1:12.821	41.731	218.6	2:54:16.220	52	1	3:05.490	54.388	1:21.631	49.471	191.5	2:47:49.062
62	2	2:42.285	46.426	1:13.196	42.663	216.4	2:56:58.505	53	1	3:02.911	53.758	1:21.523	47.630	190.5	2:50:51.973
63	2	2:40.819	46.321	1:12.688	41.810	217.3	2:59:39.324	54	1	3:04.078	53.904	1:22.591	47.583	190.5	2:53:56.051
64	2	2:40.940	46.026	1:13.000	41.914	218.6	3:02:20.264	55	1	3:04.697	53.649	1:22.669	48.379	189.8	2:57:00.748
57 QSR Racing School BMW 325i 1.Joël UYLENBROECK 3.Johnny DE BREUCKER 5 2.Luc JANSSENS								64 KDW Racing BMW M4 GT4 1.Koen DE WIT 3							
1	1	3:28.475	1:10.460	1:27.209	50.806		3:28.475	1	1	2:46.062	51.482	1:14.045	40.535		2:46.062
2	1	3:17.879	57.426	1:29.132	51.321	179.4	6:46.354	2	1	2:37.771	44.837	1:12.530	40.404	242.2	5:23.833
3	1	3:15.510	56.932	1:27.262	51.316	180.9	10:01.864	3	1	2:38.097	44.853	1:12.725	40.519	242.7	8:01.930
4	1	3:12.897	56.455	1:26.163	50.279	184.9	13:14.761	4	1	2:37.961	44.865	1:12.727	40.369	243.2	10:39.891
5	1	3:13.221	56.754	1:25.775	50.692	186.2	16:27.982	5	1	2:37.712	44.637	1:12.477	40.598	242.7	13:17.603
6	1	3:12.911	55.994	1:25.760	51.157	184.0	19:40.893	6	1	2:38.351	44.699	1:13.007	40.645	241.1	15:55.954
7	1	3:12.945	56.553	1:26.323	50.069	183.4	22:53.838	7	1	2:38.935	44.796	1:13.518	40.621	242.7	18:34.889
8	1	3:10.702	55.920	1:25.847	48.935	186.5	26:04.540	8	1	2:39.028	44.914	1:13.287	40.827	242.7	21:13.917
9	1	3:10.775	56.163	1:24.448	50.164	185.2	29:15.315	9	1	2:38.652	44.838	1:12.976	40.838	242.7	23:52.569
10	1	3:10.776	56.187	1:25.294	49.295	185.9	32:26.091	10	1	2:39.296	44.908	1:13.563	40.825	242.2	26:31.865
11	1	3:12.826	55.838	1:26.504	50.484	185.9	35:38.917	11	1	2:40.493	44.839	1:14.208	41.446	242.2	29:12.358
12	1	3:14.478	56.463	1:26.456	51.559	184.6	38:53.395	12	1	2:39.235	45.205	1:13.346	40.684	240.5	31:51.593
13	1	3:11.833	56.834	1:25.536	49.463	188.5	42:05.228	13	1	2:39.892	44.850	1:14.265	40.777	238.4	34:31.485
14	1	3:10.744	55.660	1:24.253	50.831	185.6	45:15.972	14	1	2:40.340	44.829	1:14.641	40.800	242.7	37:11.825
15	1	3:09.883	55.149	1:24.540	50.194	189.1	48:25.855	15	1	2:39.856	44.757	1:14.085	41.014	240.5	39:51.681
16	1	3:07.961	55.650	1:23.726	48.585	187.2	51:33.816	16	1	2:39.716	44.988	1:13.752	40.976	242.7	42:31.397
17	1	3:10.726	55.629	1:25.091	50.006	188.8	54:44.542	17	1	2:40.363	44.670	1:13.853	41.840	244.3	45:11.760
18	1	6:06.045	2:58.394	1:56.493	1:11.158	106.4	1:00:50.587	18	1	2:39.807	44.802	1:14.156	40.849	239.5	47:51.567
19	1	3:17.532	59.295	1:27.239	50.998	171.4	1:04:08.119	19	1	2:40.226	44.742	1:14.090	41.394	241.6	50:31.793
20	1	3:08.360	55.092	1:23.812	49.456	186.2	1:07:16.479	20	1	2:40.171	44.934	1:14.134	41.103	242.2	53:11.964
21	1	3:05.274	55.793	1:21.434	48.047	182.4	1:10:21.753	21	1	2:40.270	44.714	1:14.671	40.885	243.2	55:52.234
22	1	3:02.829	54.202	1:20.999	47.628	191.5	1:13:24.582	22	1	2:58.264	48.709	1:22.667	46.888	190.5	58:50.498
23	1	3:02.100	54.058	1:20.123	47.919	189.8	1:16:26.682	23	1	4:35.391	2:23.275	1:18.694	53.422	219.1	1:03:25.889
24	1	3:03.019	53.856	1:20.479	48.684	189.1	1:19:29.701	24	1	3:14.879	1:01.444	1:23.833	49.602	169.0	1:06:40.768
25	1	3:02.283	54.380	1:20.817	47.086	187.2	1:22:31.984								
26	1	3:24.147	54.165	1:26.822	1:03.160	184.9	1:25:56.131								



BELCAR ENDURANCE CHAMPIONSHIP


SPA EURO RACE

RACE

Sector Analysis

Personal Best Session Best B Crossing the finish line in pit lane

Lap	D	Time	Sector 1	Sector 2	Sector 3	T. Spd	Elapsed	Lap	D	Time	Sector 1	Sector 2	Sector 3	T. Spd	Elapsed
25	1	3:09.074	55.071	1:23.921	50.082	186.2	1:09:49.842	15	1	3:00.647	52.941	1:20.715	46.991	200.7	45:09.188
26	1	2:43.975	47.509	1:15.004	41.462	238.4	1:12:33.817	16	1	3:00.574	54.009	1:20.020	46.545	198.2	48:09.762
27	1	2:44.330	46.385	1:16.395	41.550	238.4	1:15:18.147	17	1	2:59.425	52.669	1:19.784	46.972	200.4	51:09.187
28	1	2:40.771	45.111	1:14.431	41.229	242.2	1:17:58.918	18	1	3:00.140	53.076	1:20.412	46.652	199.6	54:09.327
29	1	3:46.346	45.314	1:48.335	1:12.697	230.8	1:21:45.264	19	1	3:11.077	53.225	1:21.401	56.451	199.6	57:20.404
30	1	3:53.899	1:10.744	1:43.191	59.964	125.9	1:25:39.163	20	1	4:44.149	2:31.658	1:23.943	48.548	177.3	1:02:04.553
31	1	2:42.637	45.623	1:14.680	42.334	235.8	1:28:21.800	21	1	3:18.971	54.228	1:22.085	1:02.658	193.5	1:05:23.524
32	1	2:42.277	45.469	1:15.209	41.599	237.9	1:31:04.077	22	1	4:11.548	1:10.014	1:43.674	1:17.860	141.7	1:09:35.072
33	1	2:40.303	44.912	1:14.473	40.918	242.7	1:33:44.380	23	1	3:10.712	55.213	1:26.698	48.801	173.1	1:12:45.784
34	1	2:40.298	44.752	1:14.427	41.119	241.6	1:36:24.678	24	1	3:04.747	54.646	1:22.373	47.728	194.9	1:15:50.531
35	1	2:40.718	45.169	1:14.473	41.076	237.4	1:39:05.396	25	1	3:08.527	57.074	1:23.422	48.031	194.6	1:18:59.058
36	1	2:41.315	44.868	1:14.776	41.671	241.1	1:41:46.711	26	1	3:02.747	53.555	1:22.135	47.057	196.7	1:22:01.805
37	1	2:41.427	45.143	1:14.643	41.641	241.6	1:44:28.138	27	1	3:48.838	1:05.754	1:41.231	1:01.853	86.6	1:25:50.643
38	1	2:41.118	44.793	1:14.977	41.348	240.5	1:47:09.256	28	1	3:03.501	53.881	1:22.306	47.314	193.5	1:28:54.144
39	1	2:42.618	45.096	1:15.735	41.787	234.3	1:49:51.874	29	1	3:01.546	53.415	1:21.081	47.050	194.9	1:31:55.690
40	1	2:43.431	45.334	1:16.491	41.606	236.3	1:52:35.305	30	1	3:03.800	53.272	1:22.134	48.394	197.1	1:34:59.490
41	1	2:42.595	45.159	1:15.546	41.890	229.8	1:55:17.900	31	1	3:02.075	53.099	1:21.324	47.652	196.7	1:38:01.565
42	1	2:42.248	45.214	1:15.481	41.553	225.9	1:58:00.148	32	1	3:06.053	53.799	1:22.084	50.170	194.6	1:41:07.618
43	1	2:42.391	45.140	1:15.775	41.476	227.8	2:00:42.539	33	1	4:47.450	2:41.217	1:19.810	46.423	184.0	1:45:55.068
44	1	2:43.212	45.474	1:15.850	41.888	237.4	2:03:25.751	34	1	2:59.992	53.390	1:19.348	47.254	196.0	1:48:55.060
45	1	2:44.375	46.232	1:16.562	41.581	233.8	2:06:10.126	35	1	2:58.390	52.634	1:19.693	46.063	199.3	1:51:53.450
46	1	2:42.753	45.528	1:15.709	41.516	234.8	2:08:52.879	36	1	2:58.584	52.936	1:19.239	46.409	196.7	1:54:52.034
47	1	4:09.218	2:10.668	1:16.423	42.127	230.3	2:13:02.097	37	1	2:58.122	52.396	1:19.379	46.347	199.6	1:57:50.156
48	1	2:44.246	45.926	1:16.019	42.301	228.3	2:15:46.343	38	1	2:58.533	53.270	1:19.240	46.023	197.4	2:00:48.689
49	1	2:43.213	45.512	1:15.891	41.810	236.8	2:18:29.556	39	1	2:58.372	52.739	1:19.258	46.375	197.8	2:03:47.061
50	1	2:45.317	45.691	1:16.979	42.647	240.0	2:21:14.873	40	1	2:57.747	52.461	1:19.078	46.208	199.3	2:06:44.808
51	1	2:44.067	45.307	1:16.747	42.013	237.4	2:23:58.940	41	1	2:58.066	52.574	1:19.189	46.303	201.5	2:09:42.874
52	1	2:44.940	45.949	1:16.678	42.313	233.3	2:26:43.880	42	1	2:58.684	52.707	1:19.681	46.296	202.6	2:12:41.558
53	1	2:44.271	45.570	1:16.612	42.089	235.8	2:29:28.151	43	1	2:59.020	52.603	1:20.178	46.239	199.3	2:15:40.578
54	1	2:45.320	45.581	1:17.492	42.247	237.4	2:32:13.471	44	1	2:57.699	52.242	1:19.253	46.204	200.0	2:18:38.277
55	1	2:48.414	47.388	1:18.173	42.853	227.4	2:35:01.885	45	1	2:59.269	52.655	1:20.054	46.560	199.6	2:21:37.546
56	1	2:44.936	45.638	1:17.007	42.291	232.8	2:37:46.821	46	1	2:58.404	52.193	1:20.021	46.190	203.0	2:24:35.950
57	1	2:46.567	46.275	1:17.700	42.592	231.8	2:40:33.388	47	1	2:59.124	52.147	1:19.936	47.041	201.1	2:27:35.074
58	1	2:46.478	46.055	1:17.616	42.807	229.8	2:43:19.866	48	1	3:06.757	52.949	1:23.259	50.549	200.0	2:30:41.831
59	1	2:47.029	45.846	1:17.421	43.762	230.8	2:46:06.895	49	1	2:59.966	52.920	1:20.614	46.432	199.6	2:33:41.797
60	1	2:48.483	47.211	1:18.213	43.059	231.8	2:48:55.378	50	1	2:59.535	52.622	1:20.285	46.628	198.9	2:36:41.332
61	1	2:45.712	45.815	1:17.673	42.224	236.8	2:51:41.090	51	1	2:59.372	52.702	1:20.087	46.583	199.6	2:39:40.704
62	1	2:45.889	45.606	1:17.829	42.454	229.3	2:54:26.979	52	1	3:00.172	52.798	1:20.641	46.733	200.4	2:42:40.876
63	1	2:47.536	46.258	1:18.806	42.472	233.8	2:57:14.515	53	1	3:03.611	52.832	1:21.540	49.239	197.8	2:45:44.487
64	1	2:47.606	46.017	1:18.140	43.449	235.3	3:00:02.121	54	1	3:04.738	52.818	1:20.719	51.201	198.9	2:48:49.225
65	1	2:49.108	47.463	1:18.619	43.026	215.1	3:02:51.229	55	1	3:00.357	52.584	1:21.395	46.378	201.9	2:51:49.582
69	AR Performance 1. Nicolas HERMANS 3. Olivier HERTSENS 2. Cedric BAETEN							BMW E90 325i 5							
1	1	3:11.144	1:03.360	1:20.708	47.076		3:11.144	56	1	3:00.015	52.807	1:20.564	46.644	198.5	2:54:49.597
2	1	2:59.675	53.317	1:19.996	46.362	199.3	6:10.819	57	1	3:00.069	52.787	1:20.140	47.142	199.3	2:57:49.666
3	1	3:00.052	52.629	1:20.804	46.619	197.1	9:10.871	58	1	2:59.733	52.672	1:20.298	46.763	198.9	3:00:49.399
4	1	2:58.884	52.254	1:20.185	46.445	201.9	12:09.755								
5	1	3:00.119	53.499	1:20.204	46.416	198.2	15:09.874								
6	1	3:00.143	53.442	1:19.984	46.717	199.3	18:10.017								
7	1	3:02.024	55.986	1:19.486	46.552	190.5	21:12.041								
8	1	2:59.157	53.187	1:19.535	46.435	202.2	24:11.198								
9	1	2:59.087	52.291	1:20.032	46.764	200.0	27:10.285								
10	1	2:58.551	52.506	1:19.405	46.640	198.9	30:08.836								
11	1	2:59.115	52.766	1:19.468	46.881	200.4	33:07.951								
12	1	3:00.210	52.202	1:21.261	46.747	202.2	36:08.161								
13	1	2:59.939	52.657	1:21.011	46.271	200.7	39:08.100								
14	1	3:00.441	53.333	1:20.316	46.792	200.7	42:08.541								
70	AR Performance 1. Ines LAMMENS 3. Kurt HEIRMAN 2. Davy SUFFELEERS							BMW E90 325i 5							
1	1	3:18.389	1:06.934	1:23.567	47.888		3:18.389								
2	1	3:04.013	54.144	1:22.172	47.697	193.5	6:22.402								
3	1	3:03.374	53.969	1:21.754	47.651	194.6	9:25.776								
4	1	3:03.909	53.685	1:22.634	47.590	194.9	12:29.685								
5	1	3:07.374	53.586	1:24.442	49.346	196.7	15:37.059								
6	1	3:02.360	53.822	1:21.248	47.290	194.6	18:39.419								
7	1	3:03.856	54.318	1:20.721	48.817	195.7	21:43.275								
8	1	3:02.602	53.671	1:21.739	47.192	196.0	24:45.877								
9	1	3:01.572	53.026	1:21.171	47.375	197.8	27:47.449								
10	1	3:01.313	53.077	1:20.861	47.375	197.1	30:48.762								
11	1	3:03.849	53.495	1:22.738	47.616	195.7	33:52.611								



BELCAR ENDURANCE CHAMPIONSHIP


SPA EURO RACE

RACE

Sector Analysis

■ Personal Best
 ■ Session Best
 ■ Crossing the finish line in pit lane

Lap	D	Time	Sector 1	Sector 2	Sector 3	T. Spd	Elapsed	Lap	D	Time	Sector 1	Sector 2	Sector 3	T. Spd	Elapsed	
12	1	3:03.482	53.964	1:21.845	47.673	192.9	36:56.093	9	1	2:32.293	41.885	1:11.309	39.099	240.0	22:53.586	
13	1	3:03.730	54.093	1:22.215	47.422	194.9	39:59.823	10	1	2:32.876	43.004	1:11.337	38.535	231.3	25:26.462	
14	1	3:02.906	53.353	1:21.676	47.877	196.7	43:02.729	11	1	2:30.126	42.040	1:09.238	38.848	240.0	27:56.588	
15	1	3:03.345	54.212	1:21.335	47.798	195.3	46:06.074	12	1	2:31.641	42.100	1:10.675	38.866	226.4	30:28.229	
16	1	3:04.380	53.456	1:22.286	48.638	196.7	49:10.454	13	1	2:33.171	42.744	1:11.061	39.366	238.9	33:01.400	
17	1	4:51.533	2:33.918	1:27.910	49.705	175.3	54:01.987	14	1	2:33.054	41.880	1:11.680	39.494	245.5	35:34.454	
18	1	3:16.716	55.436	1:25.455	55.825	191.8	57:18.703	15	1	2:31.510	42.754	1:10.041	38.715	247.1	38:05.964	
19	1	3:39.066	1:05.602	1:36.059	57.405	153.6	1:00:57.769	16	1	2:32.217	42.068	1:10.530	39.619	242.7	40:38.181	
20	1	3:24.748	59.961	1:31.836	52.951	166.7	1:04:22.517	17	1	2:32.132	42.032	1:11.211	38.889	240.0	43:10.313	
21	1	3:17.041	58.924	1:27.071	51.046	180.6	1:07:39.558	18	1	2:32.281	43.106	1:10.778	38.397	246.0	45:42.594	
22	1	3:11.082	56.915	1:25.205	48.962	182.1	1:10:50.640	19	1	2:33.116	42.229	1:10.844	40.043	234.3	48:15.710	
23	1	3:07.319	55.551	1:22.791	48.977	189.5	1:13:57.959	20	1	2:32.608	43.760	1:09.840	39.008	230.8	50:48.318	
24	1	3:09.298	55.606	1:23.926	49.766	191.2	1:17:07.257	21	1	2:32.411	42.161	1:11.506	38.744	241.1	53:20.729	
25	1	3:17.797	1:04.531	1:23.627	49.639	186.5	1:20:25.054	22	1	2:34.122	42.024	1:11.114	40.984	235.3	55:54.851	
26	1	3:07.035	55.072	1:23.107	48.856	192.5	1:23:32.089	23	1	2:58.876	48.483	1:23.269	47.124	158.1	58:53.727	
27	1	3:07.826	55.021	1:24.535	48.270	190.5	1:26:39.915	24	1	3:01.486	52.246	1:23.768	45.472	111.2	1:01:55.213	
28	1	3:06.425	54.844	1:23.146	48.435	192.2	1:29:46.340	25	1	3:27.287	48.213	1:32.681	1:06.393	208.5	1:05:22.500	
29	1	3:05.955	54.874	1:22.633	48.448	191.8	1:32:52.295	26	1	5:01.925	2:51.242	1:23.553	47.130	182.7	1:10:24.425	
30	1	4:42.274	2:30.001	1:24.609	47.664	176.8	1:37:34.569	27	1	2:34.539	44.380	1:10.953	39.206	236.8	1:12:58.964	
31	1	3:02.036	53.518	1:21.459	47.059	195.3	1:40:36.605	28	1	2:38.181	43.478	1:12.114	42.589	231.8	1:15:37.145	
32	1	3:01.177	53.229	1:21.089	46.859	195.3	1:43:37.782	29	1	2:49.144	45.381	1:19.149	44.614	206.9	1:18:26.289	
33	1	3:01.234	53.129	1:21.266	46.839	195.7	1:46:39.016	30	1	3:25.553	47.581	1:26.570	1:11.402	200.4	1:21:51.842	
34	1	3:01.440	53.236	1:20.863	47.341	194.9	1:49:40.456	31	1	3:51.619	1:10.840	1:41.314	59.465	114.4	1:25:43.461	
35	1	3:02.003	53.091	1:22.226	46.686	196.0	1:52:42.459	32	1	2:38.753	46.187	1:11.703	40.863	216.0	1:28:22.214	
36	1	2:59.632	52.938	1:20.140	46.554	197.1	1:55:42.091	33	1	2:32.966	44.193	1:10.022	38.751	234.8	1:30:55.180	
37	1	2:59.952	52.689	1:20.634	46.629	197.4	1:58:42.043	34	1	2:31.717	42.604	1:09.718	39.395	244.3	1:33:26.897	
38	1	3:00.847	53.146	1:20.886	46.815	199.3	2:01:42.890	35	1	2:37.427	43.824	1:14.087	39.516	215.1	1:36:04.324	
39	1	2:59.957	52.975	1:20.251	46.731	197.8	2:04:42.847	36	1	2:32.012	43.006	1:09.233	39.773	226.9	1:38:36.336	
40	1	2:59.633	52.809	1:20.148	46.676	196.7	2:07:42.480	37	1	2:33.620	44.009	1:11.079	38.532	220.9	1:41:09.956	
41	1	3:00.769	52.722	1:20.510	47.537	197.8	2:10:43.249	38	1	2:31.519	42.699	1:09.164	39.656	247.7	1:43:41.475	
42	1	3:00.025	52.959	1:20.402	46.664	197.1	2:13:43.274	39	1	2:31.504	42.466	1:10.062	38.976	225.5	1:46:12.979	
43	1	2:59.588	52.624	1:20.337	46.627	198.9	2:16:42.862	40	1	2:31.114	42.475	1:09.710	38.929	226.4	1:48:44.093	
44	1	3:00.576	52.767	1:20.870	46.939	198.9	2:19:43.438	41	1	2:32.350	42.646	1:10.366	39.338	243.2	1:51:16.443	
45	1	2:59.715	52.651	1:20.424	46.640	198.5	2:22:43.153	42	1	2:32.770	42.868	1:10.853	39.049	240.5	1:53:49.213	
46	1	2:59.903	52.952	1:20.294	46.657	196.4	2:25:43.056	43	1	2:31.619	42.823	1:09.950	38.846	220.9	1:56:20.832	
47	1	2:59.644	52.656	1:20.213	46.775	197.8	2:28:42.700	44	1	2:34.201	44.185	1:10.685	39.331	240.0	1:58:55.033	
48	1	2:59.459	52.617	1:20.102	46.740	198.5	2:31:42.159	45	1	7:53.327	6:01.976	1:11.101	40.250	207.7	2:06:48.360	
49	1	2:59.622	52.774	1:20.134	46.714	197.8	2:34:41.781	46	1	2:33.138	43.304	1:10.869	38.965	228.3	2:09:21.498	
50	1	3:01.470	53.550	1:20.108	47.812	197.4	2:37:43.251	47	1	2:31.614	43.010	1:09.457	39.147	246.6	2:11:53.112	
51	1	3:00.984	53.289	1:19.867	47.828	197.1	2:40:44.235	48	1	2:32.164	42.998	1:10.412	38.754	220.9	2:14:25.276	
52	1	3:01.046	52.954	1:21.316	46.776	197.4	2:43:45.281	49	1	2:30.666	42.484	1:09.499	38.683	259.6	2:16:55.942	
53	1	3:00.631	53.301	1:20.658	46.672	197.4	2:46:45.912	50	1	2:32.935	42.844	1:10.478	39.613	239.5	2:19:28.877	
54	1	3:00.156	52.612	1:19.757	47.787	197.4	2:49:46.068	51	1	2:30.602	42.788	1:09.163	38.651	246.6	2:21:59.479	
55	1	2:59.413	52.556	1:20.064	46.793	198.2	2:52:45.481	52	1	2:31.500	42.250	1:09.701	39.549	238.4	2:24:30.979	
56	1	2:59.652	52.977	1:20.243	46.432	197.1	2:55:45.133	53	1	2:32.598	42.792	1:10.996	38.810	233.3	2:27:03.577	
57	1	3:00.049	52.437	1:20.650	46.962	197.8	2:58:45.182	54	1	2:36.181	44.031	1:11.994	40.156	222.7	2:29:39.758	
58	1	2:58.764	52.598	1:19.851	46.315	197.8	3:01:43.946	55	1	2:33.975	43.165	1:11.330	39.480	233.3	2:32:13.733	
077		Domec Racing					Radical RXC									
		1. Patrick ENGELEN					1									
1	1	2:39.363	47.495	1:12.427	39.441		2:39.363	59	1	2:33.522	43.187	1:10.965	39.370	233.8	2:42:27.352	
2	1	2:33.479	43.041	1:11.489	38.949	223.1	5:12.842	60	1	2:32.366	43.169	1:09.881	39.316	235.8	2:44:59.718	
3	1	2:30.116	42.512	1:08.889	38.715	243.8	7:42.958	61	1	2:35.312	44.095	1:10.976	40.241	223.1	2:47:35.030	
4	1	2:30.991	42.219	1:10.159	38.613	220.4	10:13.949	62	1	2:34.044	43.456	1:10.839	39.749	234.3	2:50:09.074	
5	1	2:31.208	42.467	1:10.099	38.642	233.8	12:45.157	63	1	2:33.032	43.193	1:10.241	39.598	221.8	2:52:42.106	
6	1	2:31.822	42.253	1:11.093	38.476	241.1	15:16.979	64	1	2:33.472	42.783	1:09.922	40.767	238.9	2:55:15.578	
7	1	2:33.392	43.300	1:11.092	39.000	221.8	17:50.371	65	1	2:32.240	43.110	1:09.565	39.565	236.3	2:57:47.818	
8	1	2:30.922	42.067	1:10.325	38.530	241.6	20:21.293	66	1	2:32.824	42.732	1:10.258	39.834	226.4	3:00:20.642	



BELCAR ENDURANCE CHAMPIONSHIP


SPA EURO RACE

RACE

Sector Analysis

■ Personal Best ■ Session Best B Crossing the finish line in pit lane

Lap	D	Time	Sector 1	Sector 2	Sector 3	T. Spd	Elapsed	Lap	D	Time	Sector 1	Sector 2	Sector 3	T. Spd	Elapsed
67	1	2:36.137	42.959	1:11.359	41.819	234.3	3:02:56.779	55	1	2:35.064	43.660	1:11.921	39.483	243.8	2:37:10.256
94 QSR Racing School Porsche 991 1.Rodrigue GILLION 2.Bart VAN HAEREN								99 Belgium Racing Porsche 991 1.Dylan DERDAELE 2.Nicolas SAELENS							
1	1	2:54.909	50.862	1:20.816	43.231		2:54.909	1	1	2:34.702	45.432	1:10.715	38.555		2:34.702
2	1	2:45.411	46.238	1:17.463	41.710	221.3	5:40.320	2	1	2:30.463	42.181	1:09.507	38.775	252.3	5:05.165
3	1	2:46.210	45.517	1:16.437	44.256	230.8	8:26.530	3	1	2:30.621	42.218	1:09.704	38.699	252.9	7:35.786
4	1	2:44.643	46.606	1:16.533	41.504	202.6	11:11.173	4	1	2:30.276	42.150	1:09.701	38.425	254.1	10:06.062
5	1	2:43.737	45.413	1:16.819	41.505	225.9	13:54.910	5	1	2:30.765	42.376	1:09.783	38.606	252.9	12:36.827
6	1	2:45.014	45.713	1:17.433	41.868	236.8	16:39.924	6	1	2:32.357	42.826	1:10.015	39.516	248.8	15:09.184
7	1	2:46.025	45.954	1:18.050	42.021	232.3	19:25.949	7	1	2:31.767	42.245	1:10.825	38.697	251.7	17:40.951
8	1	2:45.534	45.980	1:17.526	42.028	235.3	22:11.483	8	1	2:30.155	42.196	1:09.699	38.260	255.9	20:11.106
9	1	2:44.811	45.827	1:17.725	41.259	231.8	24:56.294	9	1	2:31.587	42.202	1:10.117	39.268	252.3	22:42.693
10	1	2:44.162	45.268	1:17.456	41.438	237.4	27:40.456	10	1	2:30.893	42.237	1:09.972	38.684	251.7	25:13.586
11	1	2:43.944	45.031	1:17.464	41.449	231.3	30:24.400	11	1	2:30.918	41.863	1:10.253	38.802	257.8	27:44.504
12	1	2:48.478	46.009	1:18.870	43.599	232.8	33:12.878	12	1	2:31.909	42.142	1:11.170	38.597	246.6	30:16.413
13	1	2:44.873	45.566	1:17.722	41.585	231.3	35:57.751	13	1	2:31.420	42.394	1:10.137	38.889	251.2	32:47.833
14	1	2:46.344	45.334	1:18.851	42.159	216.9	38:44.095	14	1	2:33.378	42.603	1:11.991	38.784	252.3	35:21.211
15	1	2:45.419	45.438	1:18.363	41.618	240.0	41:29.514	15	1	2:31.536	42.148	1:10.591	38.797	252.9	37:52.747
16	1	2:46.389	45.796	1:19.100	41.493	223.1	44:15.903	16	1	2:31.277	42.156	1:10.569	38.552	256.5	40:24.024
17	1	2:45.696	45.918	1:17.677	42.101	239.5	47:01.599	17	1	2:31.858	42.031	1:10.827	39.000	250.0	42:55.882
18	1	2:43.088	45.330	1:16.670	41.088	231.8	49:44.687	18	1	2:32.037	42.378	1:10.656	39.003	252.9	45:27.919
19	1	2:42.817	44.993	1:16.096	41.728	239.5	52:27.504	19	1	2:31.796	42.015	1:10.884	38.897	243.8	47:59.715
20	1	2:42.321	44.826	1:16.368	41.127	241.6	55:09.825	20	1	2:32.757	41.992	1:11.610	39.155	251.7	50:32.472
21	1	3:03.619	44.827	1:24.238	54.554	241.6	58:13.444	21	1	2:32.249	42.503	1:10.999	38.747	255.3	53:04.721
22	1	3:06.328	1:00.321	1:21.128	44.879	195.3	1:01:19.772	22	1	2:32.601	42.237	1:11.341	39.023	249.4	55:37.322
23	1	3:56.185	59.731	1:51.162	1:05.292	118.7	1:05:15.957	23	1	2:36.387	42.266	1:11.944	42.177	252.3	58:13.709
24	1	4:31.563	2:28.184	1:16.955	46.424	208.1	1:09:47.520	24	2	4:42.383	2:39.200	1:18.184	44.999	208.9	1:02:56.092
25	1	2:40.420	45.086	1:15.037	40.297	232.8	1:12:27.940	25	2	3:01.980	51.732	1:23.631	46.617	165.4	1:05:58.072
26	1	2:35.081	44.307	1:11.555	39.219	252.9	1:15:03.021	26	2	3:44.953	51.033	1:40.083	1:13.837	173.1	1:09:43.025
27	1	2:42.055	43.043	1:16.021	42.991	225.5	1:17:45.076	27	2	2:38.715	45.659	1:13.058	39.998	229.8	1:12:21.740
28	1	3:56.704	52.384	1:52.421	1:11.899	106.9	1:21:41.780	28	2	2:35.188	43.326	1:12.330	39.532	245.5	1:14:56.928
29	1	3:54.642	1:10.962	1:43.109	1:00.571	133.3	1:25:36.422	29	2	2:44.523	43.441	1:16.996	44.086	237.4	1:17:41.451
30	1	2:50.166	43.269	1:13.388	53.509	241.1	1:28:26.588	30	2	3:58.063	54.272	1:52.659	1:11.132	110.8	1:21:39.514
31	1	5:58.878	4:07.253	1:11.774	39.851	214.3	1:34:25.466	31	2	3:55.239	1:11.749	1:43.124	1:00.366	131.9	1:25:34.753
32	1	2:32.693	42.833	1:11.094	38.766	234.3	1:36:58.159	32	2	2:38.107	44.670	1:13.034	40.403	235.3	1:28:12.860
33	1	2:34.362	42.914	1:10.624	40.824	244.3	1:39:32.521	33	2	2:34.675	43.597	1:11.516	39.562	243.8	1:30:47.535
34	1	2:32.705	42.512	1:10.852	39.341	244.9	1:42:05.226	34	2	2:34.797	43.228	1:11.766	39.803	248.3	1:33:22.332
35	1	2:32.623	42.620	1:10.867	39.136	246.0	1:44:37.849	35	2	2:36.841	43.624	1:13.173	40.044	238.9	1:35:59.173
36	1	2:33.345	43.403	1:10.661	39.281	252.3	1:47:11.194	36	2	2:34.885	43.284	1:11.965	39.636	248.3	1:38:34.058
37	1	2:32.624	43.147	1:10.630	38.847	250.6	1:49:43.818	37	2	2:33.105	43.061	1:10.901	39.143	247.7	1:41:07.163
38	1	2:32.971	42.621	1:11.144	39.206	247.1	1:52:16.789	38	2	2:34.148	43.397	1:10.997	39.754	248.3	1:43:41.311
39	1	2:32.972	42.652	1:11.523	38.797	231.8	1:54:49.761	39	2	2:34.660	43.455	1:11.769	39.436	235.8	1:46:15.971
40	1	2:33.339	42.574	1:11.710	39.055	220.9	1:57:23.100	40	2	2:35.514	42.765	1:12.787	39.962	248.3	1:48:51.485
41	1	2:33.248	42.698	1:11.344	39.206	237.9	1:59:56.348	41	2	2:34.976	42.688	1:12.440	39.848	245.5	1:51:26.461
42	1	2:33.670	42.756	1:11.580	39.334	243.8	2:02:30.018	42	2	2:35.485	43.066	1:12.464	39.955	235.3	1:54:01.946
43	1	2:33.184	42.542	1:11.224	39.418	242.7	2:05:03.202	43	2	4:00.765	2:11.542	1:10.495	38.728	221.3	1:58:02.711
44	1	2:33.652	43.071	1:11.162	39.419	239.5	2:07:36.854	44	2	2:30.682	42.295	1:09.708	38.679	246.6	2:00:33.393
45	1	2:33.335	42.456	1:11.516	39.363	243.2	2:10:10.189								
46	1	2:32.942	42.626	1:11.309	39.007	240.0	2:12:43.131								
47	1	2:33.079	42.570	1:11.023	39.486	246.0	2:15:16.210								
48	1	2:35.163	42.911	1:12.875	39.377	248.8	2:17:51.373								
49	1	2:33.562	42.556	1:11.578	39.428	236.3	2:20:24.935								
50	1	2:35.015	42.615	1:13.086	39.314	225.9	2:22:59.950								
51	1	2:33.069	42.639	1:11.222	39.208	242.7	2:25:33.019								
52	1	2:33.373	42.848	1:11.300	39.225	249.4	2:28:06.392								
53	1	2:33.284	42.931	1:11.059	39.294	229.3	2:30:39.676								
54	1	3:55.516	2:02.877	1:12.846	39.793	222.7	2:34:35.192								



BELCAR ENDURANCE CHAMPIONSHIP


SPA EURO RACE

RACE

Sector Analysis

■ Personal Best ■ Session Best B Crossing the finish line in pit lane

Lap	D	Time	Sector 1	Sector 2	Sector 3	T. Spd	Elapsed	Lap	D	Time	Sector 1	Sector 2	Sector 3	T. Spd	Elapsed
45	2	2:30.205	41.935	1:10.028	38.242	250.0	2:03:03.598	33	3	2:26.374	42.552	1:06.247	37.575	242.7	1:30:25.345
46	2	2:30.329	41.985	1:09.952	38.392	246.6	2:05:33.927	34	3	2:25.692	42.159	1:05.951	37.582	241.6	1:32:51.037
47	2	2:30.537	41.832	1:10.280	38.425	250.0	2:08:04.464	35	3	2:24.318	41.327	1:05.592	37.399	243.8	1:35:15.355
48	2	2:30.990	42.033	1:09.391	39.566	252.9	2:10:35.454	36	3	2:25.405	42.005	1:06.076	37.324	243.8	1:37:40.760
49	2	2:30.267	41.727	1:10.218	38.322	255.3	2:13:05.721	37	3	2:25.045	41.643	1:05.349	38.053	243.2	1:40:05.805
50	2	2:29.927	41.804	1:09.706	38.417	248.3	2:15:35.648	38	3	2:24.967	41.766	1:05.324	37.877	242.7	1:42:30.772
51	2	2:30.106	41.974	1:09.709	38.423	242.7	2:18:05.754	39	3	2:27.293	43.444	1:06.079	37.770	239.5	1:44:58.065
52	2	2:30.906	41.787	1:10.295	38.824	248.3	2:20:36.660	40	3	2:29.371	43.484	1:08.512	37.375	240.5	1:47:27.436
53	2	2:31.192	41.932	1:10.196	39.064	250.6	2:23:07.852	41	3	2:25.473	41.372	1:06.777	37.324	238.4	1:49:52.909
54	2	2:31.147	42.330	1:10.069	38.748	248.3	2:25:38.999	42	3	2:24.981	41.940	1:06.197	36.844	243.2	1:52:17.890
55	2	2:30.799	42.061	1:10.070	38.668	249.4	2:28:09.798	43	3	2:23.854	41.670	1:04.668	37.516	242.7	1:54:41.744
56	2	2:31.199	42.026	1:09.984	39.189	248.8	2:30:40.997	44	3	2:23.964	41.423	1:05.451	37.090	243.8	1:57:05.708
57	2	2:31.272	42.056	1:10.250	38.966	250.6	2:33:12.269	45	3	2:24.411	40.678	1:05.672	38.061	246.0	1:59:30.119
58	2	2:32.251	41.884	1:10.585	39.782	242.7	2:35:44.520	46	3	2:21.895	41.082	1:04.038	36.775	243.8	2:01:52.014
59	2	2:33.179	42.376	1:12.003	38.800	229.8	2:38:17.699	47	3	2:24.692	41.029	1:05.675	37.988	245.5	2:04:16.706
60	2	2:32.093	43.031	1:10.408	38.654	243.8	2:40:49.792	48	3	3:42.925	1:59.601	1:05.710	37.614	229.8	2:07:59.631
61	2	2:39.032	47.763	1:12.071	39.198	154.7	2:43:28.824	49	3	2:26.862	41.674	1:06.365	38.823	242.7	2:10:26.493
62	2	6:01.912	42.011	1:21.536	3:58.365	241.1	2:49:30.736	50	3	2:25.984	42.739	1:05.435	37.810	241.6	2:12:52.477
63	2	2:33.935	43.804	1:11.130	39.001	230.3	2:52:04.671	51	3	2:26.719	41.957	1:06.365	38.397	244.3	2:15:19.196
64	2	2:33.088	42.256	1:11.681	39.151	247.1	2:54:37.759	52	3	2:27.644	42.056	1:07.712	37.876	243.8	2:17:46.840
65	2	3:26.254	1:35.862	1:11.150	39.242	235.8	2:58:04.013	53	3	2:25.504	42.160	1:05.732	37.612	241.6	2:20:12.344
66	2	2:32.625	42.414	1:11.082	39.129	248.8	3:00:36.638	54	3	2:24.830	41.723	1:05.764	37.343	243.2	2:22:37.174
67	2	2:32.345	42.649	1:10.533	39.163	247.1	3:03:08.983	55	3	2:24.678	41.633	1:05.354	37.691	241.6	2:25:01.852
111 Deldiche Racing by JDC Events Norma M20 FC 2								123 RBC Race Team Saker RAPX 3							
1. Luc DE COCK 3. Thomas PIESSENS								1. Michael ROSKAM 3. Tom DE MUL							
2. Tim JOOSEN								2. Dave VAN DE VELDE							
1	2	2:26.492	43.202	1:05.612	37.678		2:26.492	1	2	2:57.304	55.369	1:17.843	44.092		2:57.304
2	2	2:23.967	41.628	1:05.069	37.270	241.6	4:50.459	2	2	2:49.841	49.418	1:16.844	43.579	203.4	5:47.145
3	2	2:24.377	41.745	1:04.937	37.695	241.6	7:14.836	3	2	2:48.144	49.165	1:15.933	43.046	197.8	8:35.289
4	2	2:24.010	41.725	1:05.061	37.224	241.6	9:38.846	4	2	2:46.961	48.675	1:15.427	42.859	213.0	11:22.250
5	2	2:26.462	41.425	1:06.874	38.163	243.2	12:05.308	5	2	2:51.543	48.583	1:17.994	44.966	185.9	14:13.793
6	2	4:05.885	42.186	1:56.532	1:27.167	173.6	16:11.193	6	2	2:52.368	51.098	1:18.151	43.119	160.2	17:06.161
7	2	3:50.417	2:06.487	1:06.588	37.342	217.7	20:01.610	7	2	2:49.044	50.286	1:15.773	42.985	185.2	19:55.205
8	2	2:24.302	42.442	1:04.723	37.137	241.1	22:25.912	8	2	2:47.597	48.665	1:16.330	42.602	203.0	22:42.802
9	2	2:21.845	41.297	1:03.649	36.899	243.2	24:47.757	9	2	2:53.008	48.742	1:18.922	45.344	190.1	25:35.810
10	2	2:22.552	41.257	1:04.004	37.291	244.3	27:10.309	10	2	2:54.595	51.298	1:19.441	43.856	193.9	28:30.405
11	2	2:23.680	41.070	1:05.424	37.186	245.5	29:33.989	11	2	2:47.796	48.860	1:16.353	42.583	191.5	31:18.201
12	2	2:22.616	41.103	1:04.473	37.040	245.5	31:56.605	12	2	2:47.845	49.696	1:14.454	43.695	168.2	34:06.046
13	2	2:24.517	41.956	1:05.434	37.127	245.5	34:21.122	13	2	2:53.496	50.547	1:19.073	43.876	167.7	36:59.542
14	2	2:23.560	40.867	1:05.393	37.300	246.0	36:44.682	14	2	2:51.057	49.039	1:17.590	44.428	200.0	39:50.599
15	2	2:23.993	41.313	1:04.153	38.527	243.2	39:08.675	15	2	2:51.310	50.118	1:16.588	44.604	206.1	42:41.909
16	2	2:22.359	40.995	1:04.322	37.042	247.1	41:31.034	16	2	2:49.800	49.074	1:17.418	43.308	188.2	45:31.709
17	2	2:25.340	43.797	1:04.596	36.947	240.0	43:56.374	17	2	2:49.192	48.425	1:16.657	44.110	203.4	48:20.901
18	2	2:24.342	40.693	1:06.377	37.272	247.7	46:20.716								
19	2	2:22.719	41.116	1:04.645	36.958	244.9	48:43.435								
20	2	2:25.115	41.142	1:05.722	38.251	248.3	51:08.550								
21	2	2:22.646	40.924	1:04.386	37.336	246.6	53:31.196								
22	2	2:23.052	41.007	1:03.825	38.220	244.9	55:54.248								
23	2	2:58.081	48.579	1:22.639	46.863	166.7	58:52.329								
24	2	3:02.287	52.835	1:23.841	45.611	126.3	1:01:54.616								
25	3	4:05.204	2:03.496	1:14.866	46.842	226.4	1:05:59.820								
26	3	3:44.712	51.872	1:39.749	1:13.091	172.2	1:09:44.532								
27	3	2:34.374	44.503	1:11.542	38.329	233.8	1:12:18.906								
28	3	2:27.373	42.258	1:06.904	38.211	243.2	1:14:46.279								
29	3	2:41.998	42.710	1:15.002	44.286	244.9	1:17:28.277								
30	3	4:06.821	1:02.675	1:53.696	1:10.450	138.8	1:21:35.098								
31	3	3:56.552	1:11.836	1:43.659	1:01.057	107.5	1:25:31.650								
32	3	2:27.321	42.863	1:07.013	37.445	231.3	1:27:58.971								



BELCAR ENDURANCE CHAMPIONSHIP


SPA EURO RACE

RACE

Sector Analysis

■ Personal Best ■ Session Best B Crossing the finish line in pit lane

Lap	D	Time	Sector 1	Sector 2	Sector 3	T. Spd	Elapsed	Lap	D	Time	Sector 1	Sector 2	Sector 3	T. Spd	Elapsed
18	2	2:48.315	48.639	1:16.283	43.393	200.4	51:09.216	41	3	2:52.072	48.926	1:18.823	44.323	195.7	2:05:43.718
19	2	2:52.557	50.228	1:17.624	44.705	193.2	54:01.773	42	3	2:52.081	49.211	1:18.795	44.075	190.8	2:08:35.799
20	2	2:55.145	49.619	1:18.259	47.267	214.3	56:56.918	43	3	2:55.448	50.407	1:19.315	45.726	181.5	2:11:31.247
21	2	3:55.293	57.731	1:46.394	1:11.168	131.1	1:00:52.211	44	3	5:22.186	3:05.303	1:27.907	48.976	180.0	2:16:53.433
22	2	5:45.570	3:30.287	1:26.223	49.060	165.6	1:06:37.781	45	3	3:04.739	51.958	1:24.877	47.904	185.2	2:19:58.172
23	2	3:10.320	51.843	1:20.180	58.297	183.4	1:09:48.101	46	3	3:03.801	51.614	1:25.318	46.869	192.2	2:23:01.973
24	2	2:58.596	50.043	1:22.005	46.548	205.7	1:12:46.697	47	3	3:02.116	51.544	1:24.132	46.440	189.5	2:26:04.089
25	2	2:59.219	50.964	1:19.497	48.758	196.0	1:15:45.916	48	3	3:02.856	51.030	1:24.522	47.304	181.8	2:29:06.945
26	2	2:58.763	50.833	1:20.174	47.756	198.2	1:18:44.679	49	3	3:03.111	51.355	1:24.144	47.612	184.0	2:32:10.056
27	2	3:11.128	51.568	1:20.304	59.256	199.3	1:21:55.807	50	3	3:03.122	52.251	1:24.872	45.999	180.3	2:35:13.178
28	2	3:53.267	1:11.036	1:41.350	1:00.881	89.2	1:25:49.074	51	3	3:01.505	50.279	1:24.083	47.143	192.2	2:38:14.683
29	2	3:00.115	50.708	1:22.046	47.361	168.2	1:28:49.189	52	3	3:02.587	51.016	1:25.110	46.461	199.3	2:41:17.270
30	2	5:41.656	3:11.238	1:34.427	55.991	192.5	1:34:30.845	53	3	3:02.191	50.988	1:24.235	46.968	185.6	2:44:19.461
31	2	10:29.742	8:09.513	1:30.121	50.108	180.6	1:45:00.587	54	3	3:03.896	50.628	1:25.459	47.809	186.9	2:47:23.357
32	2	5:31.398	3:06.967	1:28.221	56.210	164.6	1:50:31.985	55	3	3:02.022	51.346	1:24.505	46.171	190.8	2:50:25.379
157 G&R Motorsport BMW M3 E46															
1. Geert HOUTHOOFD 3. Karlo VAN DOSSELAER															
2. Danny VAN DOSSELAER															
1	1	3:11.633	1:02.058	1:23.306	46.269		3:11.633	56	3	3:00.273	50.489	1:23.349	46.435	186.9	2:53:25.652
2	1	2:57.502	50.748	1:21.276	45.478	162.7	6:09.135	57	3	3:01.965	51.124	1:24.829	46.012	192.9	2:56:27.617
3	1	2:58.137	50.738	1:21.805	45.594	161.2	9:07.272	58	3	3:03.258	51.442	1:24.861	46.955	187.2	2:59:30.875
4	1	2:57.166	50.819	1:21.023	45.324	164.4	12:04.438	59	3	3:03.704	51.531	1:25.059	47.114	188.8	3:02:34.579
5	1	2:56.651	50.047	1:21.768	44.836	174.2	15:01.089	191 PG Motorsport Porsche 991							
6	1	2:58.656	50.557	1:22.670	45.429	159.8	17:59.745	1. Thijs HEEZEN							
7	1	2:58.022	51.319	1:21.703	45.000	177.0	20:57.767	2. Jos MENTEN							
8	1	2:56.183	50.133	1:19.793	46.257	186.2	23:53.950	1	1	2:40.747	48.055	1:13.453	39.239		2:40.747
9	1	2:55.841	49.948	1:21.307	44.586	176.5	26:49.791	2	1	2:33.807	43.186	1:11.464	39.157	252.3	5:14.554
10	1	2:58.128	49.836	1:23.415	44.877	166.4	29:47.919	3	1	2:35.097	43.688	1:12.003	39.406	241.6	7:49.651
11	1	2:54.827	49.838	1:20.062	44.927	183.1	32:42.746	4	1	2:34.444	43.197	1:11.891	39.356	224.1	10:24.095
12	1	2:58.612	50.357	1:21.702	46.553	175.6	35:41.358	5	1	2:33.680	42.890	1:11.438	39.352	247.7	12:57.775
13	1	2:54.661	49.817	1:20.070	44.774	182.4	38:36.019	6	1	2:33.365	43.023	1:11.138	39.204	252.9	15:31.140
14	1	2:58.285	49.964	1:22.867	45.454	175.3	41:34.304	7	1	2:36.193	43.405	1:11.762	41.026	243.8	18:07.333
15	1	3:00.207	49.467	1:22.688	48.052	159.8	44:34.511	8	1	2:34.732	43.420	1:11.815	39.497	250.6	20:42.065
16	1	2:56.686	50.693	1:21.165	44.828	185.6	47:31.197	9	1	2:34.203	43.030	1:11.520	39.653	250.6	23:16.268
17	1	2:58.231	50.527	1:22.200	45.504	171.4	50:29.428	10	1	2:34.201	42.870	1:11.826	39.505	246.6	25:50.469
18	1	3:02.512	51.312	1:24.330	46.870	184.9	53:31.940	11	1	2:34.659	43.184	1:11.971	39.504	244.9	28:25.128
19	3	5:52.191	3:31.613	1:30.211	50.367	157.2	59:24.131	12	1	2:34.720	43.114	1:12.221	39.385	251.7	30:59.848
20	3	3:19.747	1:02.521	1:29.798	47.428	118.6	1:02:43.878	13	1	2:35.000	42.799	1:12.337	39.864	255.3	33:34.848
21	3	2:59.328	52.569	1:20.931	45.828	174.8	1:05:43.206	14	1	2:37.124	42.980	1:13.064	41.080	247.1	36:11.972
22	3	3:56.611	1:01.182	1:41.389	1:14.040	119.5	1:09:39.817	15	1	2:36.326	43.249	1:12.614	40.463	248.8	38:48.298
23	3	2:54.703	49.488	1:18.862	46.353	184.0	1:12:34.520	16	1	2:35.934	43.290	1:12.921	39.723	240.5	41:24.232
24	3	2:51.783	48.902	1:18.391	44.490	191.8	1:15:26.303	17	1	2:35.897	43.199	1:13.025	39.673	243.2	44:00.129
25	3	2:52.575	49.878	1:18.380	44.317	195.7	1:18:18.878	18	1	2:36.700	42.806	1:14.049	39.845	237.9	46:36.829
26	3	3:30.957	48.674	1:29.719	1:12.564	192.2	1:21:49.835	19	1	2:36.785	44.086	1:12.582	40.117	224.5	49:13.614
27	3	3:53.264	1:11.087	1:41.755	1:00.422	117.5	1:25:43.099	20	1	2:38.014	44.610	1:13.177	40.227	237.4	51:51.628
28	3	2:51.145	49.061	1:18.031	44.053	184.0	1:28:34.244	21	1	2:36.209	43.038	1:13.672	39.499	233.3	54:27.837
29	3	2:51.152	49.091	1:18.351	43.710	183.4	1:31:25.396	22	1	2:55.291	43.092	1:16.183	56.016	244.9	57:23.128
30	3	2:52.166	49.113	1:19.080	43.973	180.9	1:34:17.562	23	1	4:41.785	2:30.303	1:23.012	48.470	152.5	1:02:04.913
31	3	2:50.981	49.356	1:17.830	43.795	183.1	1:37:08.543	24	1	3:19.762	55.605	1:21.243	1:02.914	172.8	1:05:24.675
32	3	2:50.705	48.712	1:18.208	43.785	191.5	1:39:59.248	25	1	4:10.511	1:10.676	1:43.087	1:16.748	134.7	1:09:35.186
33	3	2:52.550	49.563	1:19.034	43.953	186.2	1:42:51.798	26	1	2:34.009	43.926	1:11.132	38.951	245.5	1:12:09.195
34	3	2:51.483	49.349	1:18.312	43.822	186.5	1:45:43.281	27	1	2:31.287	42.470	1:10.100	38.717	251.7	1:14:40.482
35	3	2:51.007	49.076	1:17.809	44.122	201.9	1:48:34.288	28	1	2:39.659	42.248	1:12.741	44.670	250.6	1:17:20.141
36	3	2:50.702	48.606	1:18.550	43.546	192.2	1:51:24.990	29	1	4:12.899	1:08.895	1:53.933	1:10.071	116.6	1:21:33.040
37	3	2:52.068	49.098	1:18.795	44.175	189.8	1:54:17.058	30	1	3:57.424	1:11.244	1:44.862	1:01.318	126.5	1:25:30.464
38	3	2:51.889	49.210	1:18.466	44.213	203.8	1:57:08.947	31	1	2:33.417	43.615	1:11.070	38.732	244.3	1:28:03.881
39	3	2:51.298	48.660	1:18.703	43.935	193.2	2:00:00.245	32	1	2:30.333	42.084	1:09.926	38.323	255.9	1:30:34.214
40	3	2:51.401	49.282	1:18.265	43.854	191.8	2:02:51.646	33	1	2:30.006	42.074	1:09.406	38.526	257.1	1:33:04.220
								34	1	2:30.600	42.250	1:09.929	38.421	252.3	1:35:34.820
								35	1	2:30.197	41.961	1:09.537	38.699	254.1	1:38:05.017
								36	1	2:30.419	42.109	1:09.422	38.888	257.1	1:40:35.436



BELCAR ENDURANCE CHAMPIONSHIP


SPA EURO RACE

RACE

Sector Analysis

■ Personal Best ■ Session Best B Crossing the finish line in pit lane

Lap	D	Time	Sector 1	Sector 2	Sector 3	T. Spd	Elapsed	Lap	D	Time	Sector 1	Sector 2	Sector 3	T. Spd	Elapsed
37	1	2:30.309	42.232	1:09.705	38.372	257.8	1:43:05.745	24	3	3:45.242	50.887	1:40.135	1:14.220	169.3	1:09:42.788
38	1	2:30.890	42.366	1:10.075	38.449	247.7	1:45:36.635	25	3	2:50.774	48.218	1:19.583	42.973	210.9	1:12:33.562
39	1	2:31.958	41.883	1:10.928	39.147	253.5	1:48:08.593	26	3	2:47.204	46.893	1:17.027	43.284	214.7	1:15:20.766
40	1	2:31.207	41.916	1:10.349	38.942	257.8	1:50:39.800	27	3	2:46.306	46.717	1:16.050	43.539	216.4	1:18:07.072
41	1	2:32.003	42.458	1:10.800	38.745	251.2	1:53:11.803	28	3	5:26.871	3:25.105	1:18.555	43.211	204.5	1:23:33.943
42	1	2:30.338	42.120	1:09.577	38.641	255.3	1:55:42.141	29	3	2:59.598	54.045	1:22.754	42.799	176.8	1:26:33.541
43	1	2:31.101	42.119	1:10.106	38.876	255.3	1:58:13.242	30	3	2:42.425	46.346	1:14.368	41.711	232.8	1:29:15.966
44	1	2:30.453	41.954	1:09.840	38.659	257.1	2:00:43.695	31	3	2:42.406	45.889	1:14.411	42.106	231.8	1:31:58.372
45	1	2:30.799	42.128	1:09.815	38.856	255.9	2:03:14.494	32	3	2:41.476	45.974	1:14.073	41.429	229.8	1:34:39.848
46	1	2:30.951	41.906	1:10.524	38.521	259.0	2:05:45.445	33	3	2:44.735	45.923	1:15.556	43.256	233.3	1:37:24.583
47	1	4:04.687	2:16.624	1:09.621	38.442	238.9	2:09:50.132	34	3	2:41.340	45.489	1:13.709	42.142	224.5	1:40:05.923
48	1	2:31.701	42.444	1:10.027	39.230	252.3	2:12:21.833	35	3	2:41.033	45.591	1:14.052	41.390	236.3	1:42:46.956
49	1	2:29.943	42.122	1:09.412	38.409	255.9	2:14:51.776	36	3	2:40.496	45.536	1:13.643	41.317	236.3	1:45:27.452
50	1	2:29.964	41.944	1:09.408	38.612	257.1	2:17:21.740	37	3	2:42.797	45.940	1:14.613	42.244	230.3	1:48:10.249
51	1	2:31.310	42.294	1:09.594	39.422	255.3	2:19:53.050	38	3	2:42.157	45.678	1:14.646	41.833	234.3	1:50:52.406
52	1	2:30.592	41.946	1:09.705	38.941	257.8	2:22:23.642	39	3	2:43.229	46.301	1:15.133	41.795	231.8	1:53:35.635
53	1	2:29.882	41.975	1:09.517	38.390	253.5	2:24:53.524	40	3	2:41.473	45.868	1:13.863	41.742	234.3	1:56:17.108
54	1	2:31.076	42.044	1:09.895	39.137	257.8	2:27:24.600	41	3	2:40.745	45.357	1:14.414	40.974	237.9	1:58:57.853
55	1	2:30.218	42.232	1:09.831	38.155	249.4	2:29:54.818	42	3	2:41.282	45.265	1:13.924	42.093	237.4	2:01:39.135
56	1	2:31.358	42.707	1:10.117	38.534	254.1	2:32:26.176	43	3	2:43.661	45.362	1:15.850	42.449	220.9	2:04:22.796
57	1	2:32.506	42.737	1:10.382	39.387	248.3	2:34:58.682	44	3	2:40.719	45.462	1:13.933	41.324	236.8	2:07:03.515
58	1	2:31.351	42.220	1:10.305	38.826	255.9	2:37:30.033	45	3	2:41.814	45.335	1:14.443	42.036	235.3	2:09:45.329
59	1	2:30.761	42.226	1:09.847	38.688	255.9	2:40:00.794	46	3	2:42.611	46.385	1:14.541	41.685	234.8	2:12:27.940
60	1	2:30.745	42.075	1:10.116	38.554	252.9	2:42:31.539	47	3	2:42.265	45.914	1:14.374	41.977	237.4	2:15:10.205
61	1	2:31.604	42.090	1:10.700	38.814	250.0	2:45:03.143	48	3	2:43.911	45.798	1:15.761	42.352	233.3	2:17:54.116
62	1	2:35.855	42.248	1:11.070	42.537	257.1	2:47:38.998	49	3	4:15.078	2:15.791	1:15.232	44.055	228.8	2:22:09.194
63	1	2:32.194	42.705	1:10.522	38.967	254.1	2:50:11.192	50	3	2:41.680	45.438	1:14.804	41.438	210.5	2:24:50.874
64	1	2:31.909	42.157	1:10.763	38.989	247.7	2:52:43.101	51	3	2:42.897	45.781	1:14.720	42.396	237.4	2:27:33.771
65	1	2:33.436	43.245	1:11.209	38.982	250.6	2:55:16.537	52	3	2:42.011	45.677	1:14.620	41.714	234.3	2:30:15.782
66	1	2:33.280	42.891	1:10.864	39.525	254.1	2:57:49.817	53	3	2:41.543	45.669	1:14.310	41.564	237.9	2:32:57.325
67	1	2:38.298	42.367	1:15.721	40.210	234.3	3:00:28.115	54	3	2:43.731	45.618	1:14.987	43.126	206.1	2:35:41.056
68	1	2:38.013	43.773	1:12.813	41.427	230.8	3:03:06.128	55	3	2:42.837	45.303	1:15.933	41.601	206.1	2:38:23.893
245		MSE		3.Nick GELEEN		BMW M4 GT4		254		QSR Racing School		3.Kenneth HEYER		AMG Mercedes GT4	
1.Peter BECKERS		2.Bart VAN SAMANG				3		1.Jimmy DE BREUCKER		2.Yannick HOOGAARS				3	
1	3	2:55.386	52.009	1:20.193	43.184		2:55.386	1	1	2:50.685	52.409	1:17.241	41.035		2:50.685
2	3	2:43.427	46.678	1:15.455	41.294	223.6	5:38.813	2	1	2:37.979	45.228	1:12.486	40.265	242.7	5:28.664
3	3	2:41.552	46.138	1:13.566	41.848	230.3	8:20.365	3	1	2:36.805	44.962	1:11.641	40.202	243.8	8:05.469
4	3	2:41.292	45.969	1:13.865	41.458	232.8	11:01.657	4	1	2:39.299	45.092	1:12.775	41.432	243.2	10:44.768
5	3	2:41.438	45.877	1:14.023	41.538	233.8	13:43.095	5	1	2:38.944	46.166	1:12.470	40.308	242.7	13:23.712
6	3	2:41.881	45.448	1:13.947	42.486	236.8	16:24.976	6	1	2:37.552	45.323	1:11.824	40.405	242.7	16:01.264
7	3	2:39.684	45.606	1:13.110	40.968	237.4	19:04.660	7	1	2:37.547	45.222	1:11.701	40.624	242.7	18:38.811
8	3	2:40.556	46.305	1:13.390	40.861	234.8	21:45.216	8	1	2:37.943	45.373	1:12.222	40.348	243.8	21:16.754
9	3	2:41.904	45.655	1:14.261	41.988	229.3	24:27.120	9	1	2:38.966	46.023	1:12.766	40.177	243.8	23:55.720
10	3	2:42.688	45.376	1:15.273	42.039	233.8	27:09.808	10	1	2:38.636	45.481	1:12.559	40.596	242.7	26:34.356
11	3	2:41.055	45.219	1:13.955	41.881	236.3	29:50.863	11	1	2:38.977	44.954	1:12.661	41.362	244.9	29:13.333
12	3	2:41.574	45.557	1:14.313	41.704	237.9	32:32.437	12	1	2:39.228	45.495	1:13.029	40.704	244.3	31:52.561
13	3	2:41.795	46.272	1:14.286	41.237	228.3	35:14.232	13	1	2:39.302	45.257	1:13.206	40.839	245.5	34:31.863
14	3	3:10.383	1:13.716	1:14.918	41.749	223.6	38:24.615	14	1	2:40.433	45.218	1:14.091	41.124	244.9	37:12.296
15	3	2:41.922	45.310	1:14.836	41.776	239.5	41:06.537								
16	3	2:41.839	45.477	1:14.658	41.704	232.8	43:48.376								
17	3	2:42.794	45.507	1:15.473	41.814	237.9	46:31.170								
18	3	2:43.617	46.468	1:15.217	41.932	237.4	49:14.787								
19	3	2:41.637	45.417	1:14.944	41.276	234.8	51:56.424								
20	3	2:42.261	45.498	1:14.695	42.068	231.3	54:38.685								
21	3	2:48.489	45.387	1:18.095	45.007	227.8	57:27.174								
22	3	5:28.504	3:21.684	1:21.665	45.155	194.2	1:02:55.678								
23	3	3:01.868	51.692	1:23.617	46.559	169.5	1:05:57.546								



BELCAR ENDURANCE CHAMPIONSHIP


SPA EURO RACE

RACE

Sector Analysis

■ Personal Best ■ Session Best B Crossing the finish line in pit lane

Lap	D	Time	Sector 1	Sector 2	Sector 3	T. Spd	Elapsed	Lap	D	Time	Sector 1	Sector 2	Sector 3	T. Spd	Elapsed
15	1	2:39.975	45.009	1:13.818	41.148	244.9	39:52.271	13	2	2:53.552	49.279	1:19.588	44.685	218.6	37:46.459
16	1	2:39.630	45.434	1:13.427	40.769	246.0	42:31.901	14	2	2:51.514	49.451	1:18.007	44.056	216.9	40:37.973
17	1	2:41.220	45.133	1:14.440	41.647	246.0	45:13.121	15	2	2:50.221	49.147	1:17.401	43.673	217.3	43:28.194
18	1	2:41.664	45.371	1:15.810	40.483	246.0	47:54.785	16	2	2:50.841	49.409	1:18.012	43.420	216.0	46:19.035
19	1	2:39.850	45.084	1:14.117	40.649	245.5	50:34.635	17	2	2:51.729	49.176	1:18.798	43.755	214.3	49:10.764
20	1	2:39.063	44.898	1:13.801	40.364	238.4	53:13.698	18	2	2:50.740	48.848	1:17.951	43.941	218.6	52:01.504
21	1	2:40.343	45.133	1:13.486	41.724	246.0	55:54.041	19	2	2:51.703	49.726	1:18.081	43.896	213.0	54:53.207
22	1	3:00.779	49.969	1:23.555	47.255	178.8	58:54.820	20	2	2:55.039	49.406	1:19.657	45.976	218.6	57:48.246
23	1	6:22.671	3:34.360	1:42.398	1:05.913	194.2	1:05:17.491	21	3	8:08.603	5:58.640	1:23.535	46.428	162.4	1:05:56.849
24	1	4:13.140	1:07.509	1:47.580	1:18.051	140.1	1:09:30.631	22	3	3:45.119	50.887	1:40.138	1:14.094	162.9	1:09:41.968
25	1	2:45.210	46.094	1:16.567	42.549	225.0	1:12:15.841	23	3	3:02.651	52.266	1:22.631	47.754	184.6	1:12:44.619
26	1	25:03.087	...	1:17.520	41.511	199.3	1:37:18.928	24	3	2:55.811	50.647	1:19.260	45.904	213.4	1:15:40.430
27	1	2:43.548	45.587	1:14.816	43.145	239.5	1:40:02.476	25	3	2:54.577	50.041	1:19.527	45.009	213.0	1:18:35.007
28	1	2:40.212	45.575	1:13.365	41.272	242.2	1:42:42.688	26	3	3:20.097	50.996	1:19.924	1:09.177	200.7	1:21:55.104
29	1	2:39.729	44.963	1:13.619	41.147	237.9	1:45:22.417	27	3	3:50.833	1:10.714	1:41.052	59.067	93.2	1:25:45.937
30	1	2:40.634	45.140	1:13.721	41.773	246.0	1:48:03.051	28	3	2:53.363	49.606	1:18.947	44.810	212.6	1:28:39.300
31	1	2:39.085	44.951	1:12.837	41.297	242.7	1:50:42.136	29	3	2:52.612	49.310	1:18.710	44.592	220.9	1:31:31.912
32	1	2:38.211	44.924	1:12.591	40.696	244.9	1:53:20.347	30	3	2:51.319	49.179	1:17.697	44.443	220.0	1:34:23.231
33	1	2:38.711	45.325	1:12.604	40.782	244.3	1:55:59.058	31	3	2:51.099	49.063	1:18.089	43.947	216.9	1:37:14.330
34	1	2:38.430	44.933	1:12.528	40.969	243.8	1:58:37.488	32	3	2:52.972	49.047	1:18.820	45.105	210.9	1:40:07.302
35	1	2:37.936	44.696	1:12.587	40.653	244.9	2:01:15.424	33	3	2:52.314	49.591	1:18.398	44.325	209.3	1:42:59.616
36	1	2:39.330	44.803	1:12.800	41.727	229.3	2:03:54.754	34	3	2:50.824	48.915	1:17.768	44.141	215.6	1:45:50.440
37	1	4:08.254	2:10.823	1:15.502	41.929	220.9	2:08:03.008	35	3	2:51.365	48.828	1:18.364	44.173	213.9	1:48:41.805
38	1	2:41.612	45.899	1:14.434	41.279	243.2	2:10:44.620	36	3	2:52.337	48.751	1:18.696	44.890	221.8	1:51:34.142
39	1	2:41.287	45.549	1:14.130	41.608	243.2	2:13:25.907	37	3	2:54.126	49.495	1:20.227	44.404	197.4	1:54:28.268
40	1	2:39.986	45.094	1:13.605	41.287	243.2	2:16:05.893	38	3	2:51.809	49.325	1:18.207	44.277	206.5	1:57:20.077
41	1	2:40.983	45.196	1:13.617	42.170	245.5	2:18:46.876	39	3	2:51.830	49.030	1:18.123	44.677	219.5	2:00:11.907
42	1	2:40.753	44.830	1:13.853	42.070	240.0	2:21:27.629	40	3	2:50.877	49.014	1:18.319	43.544	215.6	2:03:02.784
43	1	2:39.973	44.840	1:13.202	41.931	244.9	2:24:07.602	41	3	2:50.072	48.577	1:17.663	43.832	221.3	2:05:52.856
44	1	2:40.512	45.004	1:13.757	41.751	243.8	2:26:48.114	42	3	2:51.241	49.015	1:17.852	44.374	212.2	2:08:44.097
45	1	2:42.449	45.378	1:14.644	42.427	238.4	2:29:30.563	43	3	2:52.460	48.649	1:18.653	45.158	220.0	2:11:36.557
46	1	2:43.092	45.756	1:15.176	42.160	244.3	2:32:13.655	44	3	2:53.227	49.346	1:19.066	44.815	221.3	2:14:29.784
47	1	2:45.100	47.503	1:15.689	41.908	219.5	2:34:58.755	45	3	2:50.536	48.441	1:18.445	43.650	217.3	2:17:20.320
48	1	2:40.415	45.257	1:13.935	41.223	230.8	2:37:39.170	46	3	2:49.611	48.488	1:17.345	43.778	223.1	2:20:09.931
49	1	2:41.221	45.332	1:14.656	41.233	238.9	2:40:20.391	47	3	2:49.882	48.503	1:17.462	43.917	223.1	2:22:59.813
50	1	2:40.615	44.922	1:14.540	41.153	241.6	2:43:01.006	48	3	2:49.926	48.393	1:17.957	43.576	220.0	2:25:49.739
51	1	2:41.952	45.285	1:14.749	41.918	240.5	2:45:42.958	49	3	2:51.370	48.773	1:18.207	44.390	213.0	2:28:41.109
52	1	2:44.008	45.585	1:15.279	43.144	245.5	2:48:26.966	50	3	2:51.433	48.909	1:18.280	44.244	219.5	2:31:32.542
53	1	2:42.952	45.087	1:16.426	41.439	246.0	2:51:09.918	51	3	4:50.464	2:47.473	1:18.550	44.441	194.9	2:36:23.006
54	1	2:40.754	44.999	1:14.107	41.648	244.3	2:53:50.672	52	3	2:50.983	48.925	1:18.198	43.860	186.2	2:39:13.989
55	1	2:43.211	45.141	1:16.395	41.675	243.2	2:56:33.883	53	3	2:49.717	48.273	1:18.082	43.362	203.8	2:42:03.706
56	1	2:39.470	44.813	1:13.481	41.176	244.9	2:59:13.353	54	3	2:50.011	48.183	1:18.032	43.796	209.7	2:44:53.717
57	1	2:40.476	45.014	1:14.114	41.348	244.3	3:01:53.829	55	3	2:53.219	48.247	1:17.965	47.007	209.3	2:47:46.936
300 VDW Motorsport BMW Z3 M 1. Ron VAN DE WATER 3. Edwin BEYERS 4 2. Pascal DECKERS								56 3 2:51.682 48.223 1:18.788 44.671 206.5 2:50:38.618							
1	2	3:08.320	1:00.021	1:22.199	46.100		3:08.320	57 3 2:50.241 48.520 1:18.328 43.393 200.4 2:53:28.859							
2	2	2:56.583	51.092	1:20.514	44.977	205.3	6:04.903	58 3 2:54.046 48.617 1:21.333 44.096 194.2 2:56:22.905							
3	2	2:54.422	50.199	1:19.363	44.860	200.4	8:59.325	59 3 2:50.353 48.771 1:18.416 43.166 216.4 2:59:13.258							
4	2	2:54.338	49.865	1:19.423	45.050	198.9	11:53.663	60 3 2:52.183 48.164 1:18.293 45.726 202.2 3:02:05.441							
5	2	2:53.341	50.352	1:18.439	44.550	203.4	14:47.004	416 Gamsiz Motorsport BMW GT4 1. Hakan SARI 3 2. Recep SARI							
6	2	2:52.563	50.046	1:18.031	44.486	208.5	17:39.567	1	2	2:54.468	53.464	1:18.514	42.490		2:54.468
7	2	2:54.800	50.200	1:19.629	44.971	214.3	20:34.367	2	2	2:41.143	46.343	1:13.660	41.140	235.8	5:35.611
8	2	2:52.287	49.496	1:18.145	44.646	208.5	23:26.654	3	2	2:40.028	45.756	1:13.499	40.773	236.3	8:15.639
9	2	2:51.098	49.545	1:17.467	44.086	215.6	26:17.752	4	2	2:40.135	45.799	1:13.183	41.153	237.4	10:55.774
10	2	2:52.865	49.724	1:18.558	44.583	210.9	29:10.617	5	2	2:39.781	45.525	1:13.441	40.815	237.4	13:35.555
11	2	2:52.109	49.733	1:18.324	44.052	209.3	32:02.726	6	2	2:40.313	45.366	1:13.755	41.192	237.4	16:15.868
12	2	2:50.181	49.353	1:17.284	43.544	220.0	34:52.907	7	2	2:40.997	45.622	1:13.913	41.462	236.8	18:56.865



BELCAR ENDURANCE CHAMPIONSHIP

SPA EURO RACE


RACE

Sector Analysis

Personal Best Session Best B Crossing the finish line in pit lane

Lap	D	Time	Sector 1	Sector 2	Sector 3	T. Spd	Elapsed	Lap	D	Time	Sector 1	Sector 2	Sector 3	T. Spd	Elapsed
8	2	2:43.121	45.461	1:14.463	43.197	237.4	21:39.986	1	2	2:40.080	47.454	1:13.358	39.268		2:40.080
9	2	2:42.883	45.351	1:15.711	41.821	236.3	24:22.869	2	2	2:33.412	42.099	1:12.635	38.678	235.3	5:13.492
10	2	2:43.442	45.240	1:16.862	41.340	236.3	27:06.311	3	2	2:30.549	42.187	1:09.855	38.507	217.3	7:44.041
11	2	2:42.955	45.439	1:15.867	41.649	230.8	29:49.266	4	2	2:30.801	41.916	1:10.386	38.499	228.8	10:14.842
12	2	2:41.161	45.942	1:13.804	41.415	236.3	32:30.427	5	2	2:31.633	42.141	1:10.915	38.577	235.3	12:46.475
13	2	2:41.299	46.132	1:14.141	41.026	235.3	35:11.726	6	2	2:32.165	42.271	1:11.323	38.571	237.9	15:18.640
14	2	2:40.994	45.611	1:13.918	41.465	237.4	37:52.720	7	2	2:32.723	42.361	1:11.250	39.112	231.8	17:51.363
15	2	2:41.516	46.031	1:14.294	41.191	239.5	40:34.236	8	2	2:31.351	41.984	1:10.983	38.384	234.3	20:22.714
16	2	2:43.411	45.727	1:15.771	41.913	236.8	43:17.647	9	2	2:31.949	42.135	1:10.947	38.867	224.5	22:54.663
17	2	2:42.942	45.942	1:15.026	41.974	237.4	46:00.589	10	2	2:33.354	42.382	1:12.190	38.782	219.5	25:28.017
18	2	2:43.206	45.748	1:15.718	41.740	237.4	48:43.795	11	2	2:32.049	42.480	1:10.878	38.691	235.8	28:00.066
19	2	2:44.302	45.629	1:14.992	43.681	237.9	51:28.097	12	2	2:33.236	42.622	1:11.061	39.553	226.4	30:33.302
20	2	2:45.022	47.312	1:16.036	41.674	236.3	54:13.119	13	2	2:57.349	1:06.505	1:11.526	39.318	221.8	33:30.651
21	2	2:49.190	45.489	1:16.241	47.460	240.0	57:02.309	14	2	2:34.399	42.659	1:12.121	39.619	235.3	36:05.050
22	2	3:51.753	55.649	1:44.473	1:11.631	188.5	1:00:54.062	15	2	2:34.645	42.346	1:13.064	39.235	232.8	38:39.695
23	1	6:05.120	3:56.906	1:23.727	44.487	151.9	1:06:59.182	16	2	2:34.677	44.465	1:10.946	39.266	235.8	41:14.372
24	1	2:51.009	47.794	1:18.132	45.083	232.3	1:09:50.191	17	2	2:33.988	42.335	1:12.052	39.601	234.8	43:48.360
25	1	2:53.933	48.242	1:19.638	46.053	208.5	1:12:44.124	18	2	2:33.236	42.346	1:11.295	39.595	239.5	46:21.596
26	1	2:49.378	47.406	1:17.734	44.238	235.3	1:15:33.502	19	2	2:33.258	42.329	1:11.666	39.263	222.7	48:54.854
27	1	2:52.163	47.925	1:19.658	44.580	233.8	1:18:25.665	20	2	2:34.940	42.344	1:12.978	39.618	238.4	51:29.794
28	1	3:25.295	47.534	1:26.084	1:11.677	233.8	1:21:50.960	21	2	2:34.194	42.885	1:12.156	39.153	243.2	54:03.988
29	1	3:51.661	1:10.734	1:41.541	59.386	111.6	1:25:42.621	22	2	2:36.812	42.586	1:12.585	41.641	231.3	56:40.800
30	1	2:49.994	47.364	1:18.656	43.974	225.9	1:28:32.615	23	1	5:48.898	3:31.317	1:28.766	48.815	170.9	1:02:29.698
31	1	2:46.661	47.073	1:16.564	43.024	234.8	1:31:19.276	24	1	3:06.760	54.130	1:23.882	48.748	172.8	1:05:36.458
32	1	2:48.777	47.008	1:18.882	42.887	235.8	1:34:08.053	25	1	4:02.065	1:06.466	1:41.642	1:13.957	121.8	1:09:38.523
33	1	2:47.225	47.408	1:16.778	43.039	233.8	1:36:55.278	26	1	2:41.525	44.436	1:16.434	40.655	213.4	1:12:20.048
34	1	2:46.512	47.011	1:16.703	42.798	233.8	1:39:41.790	27	1	2:36.285	43.348	1:13.037	39.900	251.2	1:14:56.333
35	1	2:46.504	46.937	1:16.936	42.631	235.3	1:42:28.294	28	1	2:44.780	42.976	1:17.650	44.154	241.1	1:17:41.113
36	1	2:48.327	47.690	1:18.077	42.560	197.8	1:45:16.621	29	1	3:57.908	53.946	1:52.546	1:11.416	111.1	1:21:39.021
37	1	2:47.376	46.617	1:17.617	43.142	235.8	1:48:03.997	30	1	3:55.205	1:10.885	1:43.951	1:00.369	127.1	1:25:34.226
38	1	2:47.576	46.335	1:18.363	42.878	236.8	1:50:51.573	31	1	2:38.136	43.760	1:14.251	40.125	225.9	1:28:12.362
39	1	3:51.503	46.448	2:06.827	58.228	228.8	1:54:43.076	32	1	2:34.603	42.595	1:12.768	39.240	250.0	1:30:46.965
40	2	6:45.119	4:45.967	1:17.284	41.868	208.5	2:01:28.195	33	1	2:34.976	42.478	1:12.844	39.654	248.3	1:33:21.941
41	2	2:47.407	46.222	1:18.885	42.300	237.4	2:04:15.602	34	1	2:35.763	43.210	1:13.138	39.415	252.3	1:35:57.704
42	2	2:45.559	47.179	1:16.253	42.127	238.4	2:07:01.161	35	1	2:33.674	42.575	1:11.766	39.333	242.2	1:38:31.378
43	2	2:45.370	45.980	1:15.649	43.741	236.8	2:09:46.531	36	1	2:35.182	43.439	1:12.194	39.549	242.7	1:41:06.560
44	2	2:44.193	46.550	1:15.790	41.853	237.9	2:12:30.724	37	1	2:34.289	42.823	1:11.776	39.690	244.9	1:43:40.849
45	2	2:43.769	46.040	1:15.569	42.160	237.9	2:15:14.493	38	1	2:34.632	42.704	1:12.744	39.184	242.7	1:46:15.481
46	2	2:45.884	46.795	1:16.924	42.165	224.5	2:18:00.377	39	1	2:35.463	42.941	1:12.862	39.660	246.6	1:48:50.944
47	2	2:46.357	46.159	1:17.727	42.471	223.1	2:20:46.734	40	1	2:35.146	42.732	1:12.689	39.725	243.8	1:51:26.090
48	2	2:46.773	45.992	1:16.964	43.817	240.0	2:23:33.507	41	1	2:37.638	43.168	1:13.585	40.885	229.3	1:54:03.728
49	2	2:46.355	47.158	1:16.553	42.644	216.4	2:26:19.862	42	1	2:36.399	43.645	1:13.133	39.621	242.2	1:56:40.127
50	2	2:47.747	46.168	1:16.839	44.740	237.9	2:29:07.609	43	1	2:37.077	43.414	1:13.856	39.807	240.5	1:59:17.204
51	2	2:48.069	47.706	1:17.078	43.285	237.4	2:31:55.678	44	1	4:15.812	2:17.890	1:16.617	41.305	192.2	2:03:33.016
52	2	2:47.741	46.457	1:18.693	42.591	238.4	2:34:43.419	45	1	2:38.492	43.424	1:14.242	40.826	243.2	2:06:11.508
53	2	2:50.320	46.454	1:19.960	43.906	237.9	2:37:33.739	46	1	2:38.262	42.979	1:14.383	40.900	246.6	2:08:49.770
54	2	2:48.954	46.204	1:18.150	44.600	240.0	2:40:22.693	47	1	2:41.916	44.290	1:15.302	42.324	234.8	2:11:31.686
55	2	2:48.532	45.906	1:16.601	46.025	226.9	2:43:11.225	48	1	2:39.894	44.503	1:14.841	40.550	242.2	2:14:11.580
56	2	2:50.418	49.404	1:18.366	42.648	224.5	2:46:01.643	49	1	2:38.485	44.380	1:13.893	40.212	241.1	2:16:50.065
57	2	2:51.948	46.867	1:18.261	46.820	221.3	2:48:53.591	50	1	2:38.691	43.305	1:13.690	41.696	245.5	2:19:28.756
58	2	2:48.227	48.492	1:17.246	42.489	238.4	2:51:41.818	51	1	2:39.539	44.049	1:14.212	41.278	238.4	2:22:08.295
59	2	2:45.791	46.633	1:16.461	42.697	236.8	2:54:27.609	52	1	2:37.267	43.317	1:13.816	40.134	221.8	2:24:45.562
60	2	2:49.068	45.953	1:20.438	42.677	227.4	2:57:16.677	53	1	2:38.803	43.188	1:15.200	40.415	220.4	2:27:24.365
61	2	2:47.620	46.133	1:16.609	44.878	238.4	3:00:04.297	54	1	2:37.148	43.748	1:13.613	39.787	247.1	2:30:01.513
62	2	2:48.483	46.922	1:17.785	43.776	234.3	3:02:52.780	55	1	2:36.875	42.765	1:13.680	40.430	242.2	2:32:38.388
								56	1	2:36.869	42.951	1:13.696	40.222	231.3	2:35:15.257
								57	1	2:37.377	43.650	1:13.234	40.493	243.8	2:37:52.634
								58	1	2:37.126	43.039	1:13.473	40.614	242.7	2:40:29.760

911 Speedlover
 1. Pierre-Yves PAQUE 3. Olivier MEURENS
 2. Gregory PAISSE Porsche 991 1



BELCAR ENDURANCE CHAMPIONSHIP

SPA EURO RACE

RACE

Sector Analysis

■ Personal Best ■ Session Best B Crossing the finish line in pit lane

Lap	D	Time	Sector 1	Sector 2	Sector 3	T. Spd	Elapsed	Lap	D	Time	Sector 1	Sector 2	Sector 3	T. Spd	Elapsed
59	1	2:37.245	43.072	1:13.186	40.987	247.1	2:43:07.005								
60	1	2:36.737	42.677	1:13.525	40.535	252.9	2:45:43.742								
61	1	2:37.516	42.750	1:13.951	40.815	233.8	2:48:21.258								
62	1	2:38.519	42.987	1:14.856	40.676	243.8	2:50:59.777								
63	1	2:38.690	43.107	1:15.147	40.436	250.6	2:53:38.467								
64	1	2:40.187	43.842	1:15.958	40.387	238.4	2:56:18.654								
65	1	2:37.719	42.768	1:14.379	40.572	237.9	2:58:56.373								
66	1	2:36.433	42.442	1:13.788	40.203	242.2	3:01:32.806								

991	No Speed Limit		Porsche 991	
	1.Fred BOUVY		3.Damien COENS	
	2.Simon TOURNEUR		1	

1	2	2:37.498	46.479	1:11.971	39.048		2:37.498
2	2	2:31.247	42.560	1:10.293	38.394	253.5	5:08.745
3	2	2:30.573	42.512	1:09.587	38.474	250.6	7:39.318
4	2	2:30.882	42.675	1:09.817	38.390	254.7	10:10.200
5	2	2:31.911	43.470	1:09.838	38.603	250.0	12:42.111
6	2	2:33.070	42.522	1:11.319	39.229	244.3	15:15.181
7	2	2:32.608	42.706	1:10.574	39.328	252.9	17:47.789
8	2	2:32.380	43.091	1:10.816	38.473	242.7	20:20.169
9	2	2:32.910	42.668	1:10.860	39.382	252.3	22:53.079
10	2	2:34.568	43.286	1:12.513	38.769	241.6	25:27.647
11	2	2:33.427	42.909	1:11.595	38.923	239.5	28:01.074
12	2	2:32.749	42.695	1:10.908	39.146	242.2	30:33.823
13	2	3:03.232	42.915	1:41.191	39.126	248.8	33:37.055
14	2	2:34.544	42.917	1:11.538	40.089	247.7	36:11.599
15	2	3:00.832	1:06.973	1:12.108	41.751	241.1	39:12.431
16	2	2:34.829	42.976	1:12.690	39.163	247.1	41:47.260
17	2	2:33.879	42.754	1:11.705	39.420	245.5	44:21.139
18	2	2:34.836	43.216	1:12.111	39.509	246.6	46:55.975
19	2	2:33.835	42.532	1:12.188	39.115	250.0	49:29.810
20	2	2:34.374	42.913	1:11.860	39.601	236.3	52:04.184
21	2	2:36.979	42.992	1:13.200	40.787	235.8	54:41.163
22	2	2:42.716	42.807	1:12.796	47.113	244.9	57:23.879
23	3	5:05.172	2:46.504	1:29.845	48.823	161.4	1:02:29.051
24	3	3:06.777	53.940	1:24.006	48.831	180.9	1:05:35.828
25	3	4:02.423	1:06.217	1:41.425	1:14.781	114.6	1:09:38.251
26	3	2:38.263	44.373	1:14.279	39.611	228.3	1:12:16.514